

EXHIBIT A

FORM 1 GENERAL	U.S. ENVIRONMENTAL PROTECTION AGENCY GENERAL INFORMATION Consolidated Permits Program <i>(Read the "General Instructions" before starting.)</i>	I. EPA I.D. NUMBER <table border="1" style="width:100%; border-collapse: collapse;"> <tr> <td style="width:5%; text-align: center;">1</td> <td style="width:85%;"></td> <td style="width:5%; text-align: center;">T/A</td> <td style="width:5%; text-align: center;">C</td> </tr> <tr> <td style="text-align: center;">F</td> <td style="text-align: center;">NM0890010515</td> <td></td> <td style="text-align: center;">D</td> </tr> <tr> <td style="text-align: center;">3</td> <td style="text-align: center;">2</td> <td style="text-align: center;">13</td> <td style="text-align: center;">14</td> </tr> <tr> <td></td> <td></td> <td style="text-align: center;">15</td> <td></td> </tr> </table>	1		T/A	C	F	NM0890010515		D	3	2	13	14			15	
1		T/A	C															
F	NM0890010515		D															
3	2	13	14															
		15																
LABEL ITEMS	PLEASE PLACE LABEL IN THIS SPACE	GENERAL INSTRUCTIONS If a preprinted label has been provided, affix it in the designated space. Review the information carefully; if any of it is incorrect, cross through it and enter the correct data in the appropriate fill-in area below. Also, if any of the preprinted data is absent (the area to the left of the label space lists the information that should appear), please provide it in the proper fill-in area(s) below. If the label is complete and correct, you need not complete items I, III, V, and VI (except VI-B which must be completed regardless). Complete all items if no label has been provided. Refer to the instructions for detailed item descriptions and for the legal authorizations under which this data is collected.																
I. EPA I.D. NUMBER																		
III. FACILITY NAME																		
V. FACILITY MAILING ADDRESS																		
VI. FACILITY LOCATION																		
II POLLUTANT CHARACTERISTICS																		
INSTRUCTIONS: Complete A through J to determine whether you need to submit any permit application forms to the EPA. If you answer "yes" to any questions, you must submit this form and the supplemental form listed in the parenthesis following the question. Mark "X" in the box in the third column if the supplemental form is attached. If you answer "no" to each question, you need not submit any of these forms. You may answer "no" if your activity is excluded from permit requirements; see Section C of the instructions. See also, Section D of the instructions for definitions of bold-faced terms .																		
SPECIFIC QUESTIONS	Mark "X"	YES	NO															
A. Is this facility a publicly owned treatment works which results in a discharge to waters of the U.S.? (FORM 2A)	FORM ATTACHED	<input type="checkbox"/>	<input checked="" type="checkbox"/>															
		16	17															
C. Is this a facility which currently results in discharges to waters of the U.S. other than those described in A or B above? (FORM 2C)	<input checked="" type="checkbox"/>	<input type="checkbox"/>	<input checked="" type="checkbox"/>															
		22	23															
E. Does or will this facility treat, store, or dispose of hazardous wastes? (FORM 3)	<input checked="" type="checkbox"/>	<input type="checkbox"/>	<input type="checkbox"/>															
		28	29															
G. Do you or will you inject at this facility any produced water or other fluids which are brought to the surface in connection with conventional oil or natural gas production, inject fluids used for enhanced recovery of oil or natural gas, or inject fluids for storage of liquid hydrocarbons? (FORM 4)	<input type="checkbox"/>	<input checked="" type="checkbox"/>	<input type="checkbox"/>															
		34	35															
I. Is this facility a proposed stationary source which is one of the 28 industrial categories listed in the instructions and which will potentially emit 100 tons per year of any air pollutant regulated under the Clean Air Act and may affect or be located in an attainment area? (FORM 5)	<input checked="" type="checkbox"/>	<input type="checkbox"/>	<input type="checkbox"/>															
		40	41															
B. Does or will this facility (either existing or proposed) include a concentrated animal feeding operation or aquatic animal production facility which results in a discharge to waters of the U.S.? (FORM 2B)	<input type="checkbox"/>	<input checked="" type="checkbox"/>	<input type="checkbox"/>															
		19	20															
D. Is this a proposed facility (other than those described in A or B above) which will result in a discharge to waters of the U.S.? (FORM 2D)	<input type="checkbox"/>	<input checked="" type="checkbox"/>	<input type="checkbox"/>															
		25	26															
F. Do you or will you inject at this facility industrial or municipal effluent below the lowermost stratum containing, within one quarter mile of the well bore, underground sources of drinking water? (FORM 4)	<input type="checkbox"/>	<input checked="" type="checkbox"/>	<input type="checkbox"/>															
		31	32															
H. Do you or will you inject at this facility fluids for special processes such as mining of sulfur by the Frasch process, solution mining of minerals, in situ combustion of fossil fuel, or recovery of geothermal energy? (FORM 4)	<input type="checkbox"/>	<input checked="" type="checkbox"/>	<input type="checkbox"/>															
		37	38															
J. Is this facility a proposed stationary source which is NOT one of the 28 industrial categories listed in the instructions and which will potentially emit 250 tons per year of any air pollutant regulated under the Clean Air Act and may affect or be located in an attainment area? (FORM 5)	<input type="checkbox"/>	<input checked="" type="checkbox"/>	<input type="checkbox"/>															
		43	44															
III. NAME OF FACILITY																		
C	SKIP	LOS ALAMOS NATIONAL LABORATORY																
1																		
15	16 - 29	30	69															
IV. FACILITY CONTACT																		
A. NAME & TITLE (last, first, & title)		B. PHONE (area code & no)																
2	ARMILJO, KAREN - PERMITTING AND COMPLIANCE PROGRAM MANAGER	(505) 665-7314																
15	16	45	46 48 49 51 52 55															
V. FACILITY MAILING ADDRESS																		
A. STREET OR P.O. BOX																		
3	U.S. DOE NNSA LOS ALAMOS SITE OFFICE																	
15	16	45																
B. CITY OR TOWN		C. STATE	D. ZIP CODE															
4	LOS ALAMOS	NM	87544															
15	16	40	41 42 47 51															
VI. FACILITY LOCATION																		
A. STREET, ROUTE NO. OR OTHER SPECIFIC IDENTIFIER																		
5	3747 WEST JEMEZ ROAD A316																	
15	16	45																
B. COUNTY NAME																		
6	LOS ALAMOS																	
15	16	46																
C. CITY OR TOWN		D. STATE	E. ZIP CODE															
6	LOS ALAMOS	NM	87544															
15	16	40	41 42 47 51 52 55															
		F. COUNTY CODE (if known)																
		NA																

VII. SIC CODES (4-digit, in order of priority)			
A. FIRST		B. SECOND	
7	9711 (specify) NATIONAL SECURITY	7	9661 (specify) SPACE RESEARCH AND TECHNOLOGY
C. THIRD		D. FOURTH	
7	9922 (specify) SCIENTIFIC RESEARCH	7	9611 (specify) ENERGY DEVELOPMENT

VIII. OPERATOR INFORMATION	
A. NAME	B. Is the name listed in Item VIII-A also the owner? <input type="checkbox"/> YES <input checked="" type="checkbox"/> NO
8 TRIAD NATIONAL SECURITY, LLC	

C. STATUS OF OPERATOR (Enter the appropriate letter into the answer box; if "Other," specify)		D. PHONE (area code & no.)
F = FEDERAL S = STATE P = PRIVATE	M = PUBLIC (other than federal or state) O = OTHER (specify)	A (505) 667-4218
M (specify)		

E. STREET OR P.O. BOX
P.O. BOX 1663

F. CITY OR TOWN	G. STATE	H. ZIP CODE	IX. INDIAN LAND
B LOS ALAMOS	NM	87544	Is the facility located on Indian lands? <input type="checkbox"/> YES <input checked="" type="checkbox"/> NO

<input checked="" type="checkbox"/> EXISTING ENVIRONMENTAL PERMITS			
A. NPDES (Discharges to Surface Water)		D. PSD (Air Emissions from Proposed Sources)	
9 N	NM0028355	9 P	P100R1
B. UIC (Underground Injection of Fluids)		E. OTHER (specify)	
9 U	DP-1835	SEE APPENDIX A (specify)	
C. RCRA (Hazardous Wastes)		E. OTHER (specify)	
9 R	NM0890010515-1		

XI. MAP
 Attach to this application a topographic map of the area extending to at least one mile beyond property boundaries. The map must show the outline of the facility, the location of each of its existing and proposed intake and discharge structures, each of its hazardous waste treatment, storage, or disposal facilities, and each well where it injects fluids underground. Include all springs, rivers, and other surface water bodies in the map area. See instructions for precise requirements.

XII. NATURE OF BUSINESS (provide a brief description)
 The Los Alamos National Laboratory is a multidisciplinary/multiprogram laboratory. The Laboratory's central mission is to reduce the nuclear danger through evaluation and stockpile stewardship. It also provides significant programmatic support to many civilian efforts. Because of evolving technologies and changing national and international priorities, the Laboratory increasingly uses its multidisciplinary research and development capabilities to solve civilian problems in the areas of health, national infrastructure, energy, education, aeronautics, and the environment. Extensive basic research programs in physics, chemistry, metallurgy, mathematics and computers, earth sciences, and electronics support these efforts.

XIII. CERTIFICATION (see instructions)
 I certify under penalty of law that I have personally examined and am familiar with the information submitted in this application and all attachments and that, based on my inquiry of those persons immediately responsible for obtaining the information contained in the application, I believe that the information is true, accurate, and complete. I am aware that there are significant penalties for submitting false information, including the possibility of fine and imprisonment.

A. NAME & OFFICIAL TITLE (type or print) William S. Goodrum, Manager Los Alamos Field Office	B. SIGNATURE 	C. DATE SIGNED 3-25-2019
---	--	-----------------------------

COMMENTS FOR OFFICIAL USE ONLY

VII. SIC CODES (1-digit, in order of priority)			
A. FIRST		B. SECOND	
7	(specify)	7	(specify)
C. THIRD		D. FOURTH	
7	(specify)	7	(specify)

VIII. OPERATOR INFORMATION	
A. NAME	
8	B. Is the name listed in Item VIII-A also the owner? <input type="checkbox"/> YES <input type="checkbox"/> NO
C. STATUS OF OPERATOR (Enter the appropriate letter into the answer box: if "Other," specify)	
F = FEDERAL S = STATE P = PRIVATE	M = PUBLIC (other than federal or state) O = OTHER (specify)
D. PHONE (area code & no.)	
E. STREET OR P.O. BOX	

F. CITY OR TOWN		G. STATE	H. ZIP CODE	IX. INDIAN LAND
B				Is the facility located on Indian lands? <input type="checkbox"/> YES <input type="checkbox"/> NO

X. EXISTING ENVIRONMENTAL PERMITS			
A. NPDES (Discharges to Surface Water)		D. PSD (Air Emissions from Proposed Sources)	
9 N		9 P	
B. UIC (Underground Injection of Fluids)		E. OTHER (specify)	
9 U		(specify)	
C. RCRA (Hazardous Wastes)		E. OTHER (specify)	
9 R		(specify)	

XI. MAP
 Attach to this application a topographic map of the area extending to at least one mile beyond property boundaries. The map must show the outline of the facility, the location of each of its existing and proposed intake and discharge structures, each of its hazardous waste treatment, storage, or disposal facilities, and each well where it injects fluids underground. Include all springs, rivers, and other surface water bodies in the map area. See instructions for precise requirements.

XII. NATURE OF BUSINESS (provide a brief description)

EXTRA PAGE FOR SIGNATURE

XIII. CERTIFICATION (see instructions)
 I certify under penalty of law that I have personally examined and am familiar with the information submitted in this application and all attachments and that, based on my inquiry of those persons immediately responsible for obtaining the information contained in the application, I believe that the information is true, accurate, and complete. I am aware that there are significant penalties for submitting false information, including the possibility of fine and imprisonment.

A. NAME & OFFICIAL TITLE (type or print) Michael W. Hazen, Associate Laboratory Director ESHQSS	B. SIGNATURE 	C. DATE SIGNED 3-20-19
--	--	---------------------------

COMMENTS FOR OFFICIAL USE ONLY	
C	

EPA I.D. NUMBER (copy from Item 1 of Form 1)

NM0890010515

Form Approved.
OMB No. 2040-0086.
Approval expires 3-31-98.

Please print or type in the unshaded areas only.

FORM 2C NPDES				U.S. ENVIRONMENTAL PROTECTION AGENCY APPLICATION FOR PERMIT TO DISCHARGE WASTEWATER EXISTING MANUFACTURING, COMMERCIAL, MINING AND SILVICULTURE OPERATIONS Consolidated Permits Program			
I. OUTFALL LOCATION							
For each outfall, list the latitude and longitude of its location to the nearest 15 seconds and the name of the receiving water.							
A. OUTFALL NUMBER <i>(list)</i>	B. LATITUDE			C. LONGITUDE			D. RECEIVING WATER <i>(name)</i>
	1. DEG.	2. MIN.	3. SEC.	1. DEG.	2. MIN.	3. SEC.	
001	35.00	52.00	26.00	106.00	19.00	9.00	Perennial Reach of Sandia Canyon
							Water Quality Segment 20.6.4.126 NMAC
II. FLOWS, SOURCES OF POLLUTION, AND TREATMENT TECHNOLOGIES							
A. Attach a line drawing showing the water flow through the facility. Indicate sources of intake water, operations contributing wastewater to the effluent, and treatment units labeled to correspond to the more detailed descriptions in Item B. Construct a water balance on the line drawing by showing average flows between intakes, operations, treatment units, and outfalls. If a water balance cannot be determined (e.g., for certain mining activities), provide a pictorial description of the nature and amount of any sources of water and any collection or treatment measures.							
B. For each outfall, provide a description of: (1) All operations contributing wastewater to the effluent, including process wastewater, sanitary wastewater, cooling water, and storm water runoff; (2) The average flow contributed by each operation; and (3) The treatment received by the wastewater. Continue on additional sheets if necessary.							
1. OUTFALL NO. <i>(list)</i>	2. OPERATION(S) CONTRIBUTING FLOW		3. TREATMENT				
	a. OPERATION <i>(list)</i>	b. AVERAGE FLOW <i>(include units)</i>	a. DESCRIPTION		b. LIST CODES FROM TABLE 2C-1		
001	Power Plant Once Through Cooling	49,652 GPD	Dechlorination		2	E	
	Sanitary Wastewater System (SWWS)	26,432 GPD	Grit Removal		1	M	
	Treated Effluent		Mixing		1	O	
			Screening		1	T	
001			Sedimentation (settling)		1	U	
			Dechlorination		2	E	
			Disinfection (chlorine)		2	F	
001			Activated Sludge		3	A	
			Pre-Aeration		3	E	
		(sludge)	Composting		5	G	
		(sludge)	Drying Beds		5	H	
001		(sludge)	Landfill		5	Q	
	Sanitary Effluent Reclamation Facility (SBRF) Treated Effluent	39,807 GPD	Evaporation		1	F	
			Reverse Osmosis (Hyperfiltration)		1	S	
			Chemical Precipitation		2	C	
001			Dechlorination		2	E	
			Neutralization		2	K	
			Reduction		2	L	
		(reuse of SWWS Effluent)	Reuse/Recycle of Treated Effluent		4	C	
001			Landfill		5	Q	
			Pressure Filtration		5	R	
	Strategic Computing Complex (SCC)	50,679 GPD	Dechlorination		2	E	
	Treated Cooling Tower Blowdown		Disinfection (other)		2	H	
			Reduction		2	L	
OFFICIAL USE ONLY (effluent guidelines sub-categories)							

C. Except for storm runoff, leaks, or spills, are any of the discharges described in Items II-A or B intermittent or seasonal?

YES (complete the following table) NO (go to Section III)

1. OUTFALL NUMBER (list)	2. OPERATION(S) CONTRIBUTING FLOW (list)	3. FREQUENCY		4. FLOW				C. DURATION (in days)
		a. DAYS PER WEEK (specify average)	b. MONTHS PER YEAR (specify average)	a. FLOW RATE (in mgd)		B. TOTAL VOLUME (specify with units)		
				1. LONG TERM AVERAGE	2. MAXIMUM DAILY	1. LONG TERM AVERAGE	2. MAXIMUM DAILY	
001	Power Plant Once Through Cooling	7.0	12.0	0.050 MGD	0.195 MGD	49,652 GALLONS	194,524 GALLONS	365
	Sanitary Wastewater System (SWWS) Effluent	7.0	12.0	0.026 MGD	0.209 MGD	26,432 GALLONS	209,173 GALLONS	365
	Sanitary Effluent Reclamation Facility (SERF) Effluent	7.0	12.0	0.040 MGD	0.122 MGD	39,807 GALLONS	121,914 GALLONS	365
	SCC Cooling Tower Blowdown	7.0	12.0	0.051 MGD	0.105 MGD	50,679 GALLONS	104,804 GALLONS	365

III. PRODUCTION

A. Does an effluent guideline limitation promulgated by EPA under Section 304 of the Clean Water Act apply to your facility?

YES (complete Item III-B) NO (go to Section IV)

B. Are the limitations in the applicable effluent guideline expressed in terms of production (or other measure of operation)?

YES (complete Item III-C) NO (go to Section IV)

C. If you answered "yes" to Item III-B, list the quantity which represents an actual measurement of your level of production, expressed in the terms and units used in the applicable effluent guideline, and indicate the affected outfalls.

1. AVERAGE DAILY PRODUCTION			2. AFFECTED OUTFALLS (list outfall numbers)
a. QUANTITY PER DAY	b. UNITS OF MEASURE	c. OPERATION, PRODUCT, MATERIAL, ETC. (specify)	
NA	NA	NA	NA

IV. IMPROVEMENTS

A. Are you now required by any Federal, State or local authority to meet any implementation schedule for the construction, upgrading or operations of wastewater treatment equipment or practices or any other environmental programs which may affect the discharges described in this application? This includes, but is not limited to, permit conditions, administrative or enforcement orders, enforcement compliance schedule letters, stipulations, court orders, and grant or loan conditions.

YES (complete the following table) NO (go to Item IV-B)

1. IDENTIFICATION OF CONDITION, AGREEMENT, ETC.	2. AFFECTED OUTFALLS		3. BRIEF DESCRIPTION OF PROJECT	4. FINAL COMPLIANCE DATE	
	a. NO.	b. SOURCE OF DISCHARGE		a. REQUIRED	b. PROJECTED
Compliance Schedule to meet 673 Temperature of 20C. The effluent limit and monitoring requirement of 673 = 20C are effective on the date one-day before the permit expiration date (9/29/19).	001	Power Plant Once Through Cooling, SWWS Effluent, SERF Effluent, SCC Cooling Towers Blowdown	Pursuant to 20.6.4.15.D NMAC the water quality standard is under review to determine if natural thermal conditions are preventing the attainment of coldwater aquatic life use. The receiving water was listed as impaired for Temperature in the 2018-2020 Integrated report (305d/305b) and assigned an IR category of 5B indicating the need for review of the water quality standard.	10/1/14	9/29/19

B. OPTIONAL: You may attach additional sheets describing any additional water pollution control programs (or other environmental projects which may affect your discharges) you now have underway or which you plan. Indicate whether each program is now underway or planned, and indicate your actual or planned schedules for construction.

MARK "X" IF DESCRIPTION OF ADDITIONAL CONTROL PROGRAMS IS ATTACHED

EPA I.D. NUMBER (copy from Item 1 of Form 1)
 NM0890010515

CONTINUED FROM PAGE 2

V. INTAKE AND EFFLUENT CHARACTERISTICS

A, B, & C: See instructions before proceeding – Complete one set of tables for each outfall – Annotate the outfall number in the space provided.
 NOTE: Tables V-A, V-B, and V-C are included on separate sheets numbered V-1 through V-9.

D. Use the space below to list any of the pollutants listed in Table 2c-3 of the instructions, which you know or have reason to believe is discharged or may be discharged from any outfall. For every pollutant you list, briefly describe the reasons you believe it to be present and report any analytical data in your possession.

1. POLLUTANT	2. SOURCE	1. POLLUTANT	2. SOURCE
Aniline Carbon Disulfide Cresol Strontium Styrene Uranium Vanadium	Sanitary Wastewater System (SWWS) Effluent. A review of the waste stream profiles associated with the water treated at the SWWS identified the 7 Form 2C-3 pollutants listed in Section V.D.1.		

VI. POTENTIAL DISCHARGES NOT COVERED BY ANALYSIS

Is any pollutant listed in Item V-C a substance or a component of a substance which you currently use or manufacture as an intermediate or final product or byproduct?
 YES (list all such pollutants below) NO (go to Item VI-B)

CONTINUED FROM THE FRONT

VII. BIOLOGICAL TOXICITY TESTING DATA

Do you have any knowledge or reason to believe that any biological test for acute or chronic toxicity has been made on any of your discharges or on a receiving water in relation to your discharge within the last 3 years?

YES (identify the test(s) and describe their purposes below)

NO (go to Section VIII)

Whole Effluent Toxicity 7 Day Chronic Toxicity, Critical dilutin 100% with a dilution series of 32%, 42%, 56%, 75%, and 100%.

Ceriodaphnia dubia, 24-hr composite, 1/5 Years
Pimephales promelas, 24-hr composite, 1/5 Years

See the DMR Summary Report provided in Attachment D of the Fact Sheet provided with the permit application.

VIII. CONTRACT ANALYSIS INFORMATION

Were any of the analyses reported in Item V performed by a contract laboratory or consulting firm?

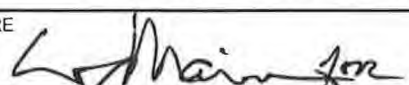
YES (list the name, address, and telephone number of, and pollutants analyzed by, each such laboratory or firm below)

NO (go to Section IX)

A. NAME	B. ADDRESS	C. TELEPHONE (area code & no.)	D. POLLUTANTS ANALYZED (list)
GEL Laboratories LLC	2040 Savage Road, Charleston SC 29407	(843)556-8171	VOC, SVOC, Pesticides, Metals, Radiochemistry, General Chemistry, BOD, TSS
Cape Fear Analytical LLC	3306 Kitty Hawk Road, Suite 120, Wilmington NC 28405	(910)795-0421	Dioxins and Furans
New Mexico Water Testing Laboratory Inc.	401 North Coronado Ave, Espanola, NM 87532	(505)929-4545	E-Coli
Pacific EcoRisk	2250 Cordelia Rd., Fairfield CA 94534	(707)207-7760	Whole Effluent Toxicity

IX. CERTIFICATION

I certify under penalty of law that this document and all attachments were prepared under my direction or supervision in accordance with a system designed to assure that qualified personnel properly gather and evaluate the information submitted. Based on my inquiry of the person or persons who manage the system or those persons directly responsible for gathering the information, the information submitted is, to the best of my knowledge and belief, true, accurate, and complete. I am aware that there are significant penalties for submitting false information, including the possibility of fine and imprisonment for knowing violations.

A. NAME & OFFICIAL TITLE (type or print) Michael W. Hazen, Associate Laboratory Director ESHQSS	B. PHONE NO. (area code & no.) (505) 667-4218
C. SIGNATURE 	D. DATE SIGNED 3-20-19

CONTINUED FROM THE FRONT

VII. BIOLOGICAL TOXICITY TESTING DATA

Do you have any knowledge or reason to believe that any biological test for acute or chronic toxicity has been made on any of your discharges or on a receiving water in relation to your discharge within the last 3 years?

YES (identify the test(s) and describe their purposes below)

NO (go to Section VIII)

EXTRA PAGE FOR SIGNATURE ONLY

VIII. CONTRACT ANALYSIS INFORMATION

Were any of the analyses reported in Item V performed by a contract laboratory or consulting firm?


YES (list the name, address, and telephone number of, and pollutants analyzed by, each such laboratory or firm below)

NO (go to Section IX)

A. NAME	B. ADDRESS	C. TELEPHONE (area code & no.)	D. POLLUTANTS ANALYZED (list)

IX. CERTIFICATION

I certify under penalty of law that this document and all attachments were prepared under my direction or supervision in accordance with a system designed to assure that qualified personnel properly gather and evaluate the information submitted. Based on my inquiry of the person or persons who manage the system or those persons directly responsible for gathering the information, the information submitted is, to the best of my knowledge and belief, true, accurate, and complete. I am aware that there are significant penalties for submitting false information, including the possibility of fine and imprisonment for knowing violations.

A. NAME & OFFICIAL TITLE (type or print) William S. Goodrum, Manager Los Alamos Field Office	B. PHONE NO. (area code & no.) (505) 667-5105
C. SIGNATURE 	D. DATE SIGNED 3-25-19

PLEASE PRINT OR TYPE IN THE UNSHADED AREAS ONLY. You may report some or all of this information on separate sheets (use the same format) instead of completing these pages.
SEE INSTRUCTIONS.

EPA I.D. NUMBER (copy from Item 1 of Form 1)
NM0890010515

V. INTAKE AND EFFLUENT CHARACTERISTICS (continued from page 3 of Form 2-C)		OUTFALL NO. 001
--	--	--------------------

PART A –You must provide the results of at least one analysis for every pollutant in this table. Complete one table for each outfall. See instructions for additional details.

1. POLLUTANT	2. EFFLUENT						d. NO. OF ANALYSES	3. UNITS (specify if blank)		4. INTAKE (optional)		
	a. MAXIMUM DAILY VALUE		b. MAXIMUM 30 DAY VALUE (if available)		c. LONG TERM AVRG. VALUE (if available)			a. CONCENTRATION	b. MASS	a. LONG TERM AVERAGE VALUE		b. NO. OF ANALYSES
	(1) CONCENTRATION	(2) MASS	(1) CONCENTRATION	(2) MASS	(1) CONCENTRATION	(2) MASS				(1) CONCENTRATION	(2) MASS	
a. Biochemical Oxygen Demand (BOD)	1.8	4.996	(D)				1	mg/L	lbs	NA	NA	NA
b. Chemical Oxygen Demand (COD)	58.1	161.3					1	mg/L	lbs	NA	NA	NA
c. Total Organic Carbon (TOC)	5.85	16.24					1	mg/L	lbs	NA	NA	NA
d. Total Suspended Solids (TSS)	7.2	19.985	7.2	13.04	1.986	2.55	49	mg/L	lbs	NA	NA	NA
e. Ammonia (as N)	0.207	0.5746	(O)				1	mg/L	lbs	NA	NA	NA
f. Flow	VALUE 0.3326 (A)		VALUE 0.2171 (A)		VALUE 0.1539 (A)		365	MGD	NA	VALUE NA		NA
g. Temperature (winter)	VALUE 15.6 (B)		VALUE 14.1 (B)		VALUE 13.4 (B)		13	°C		VALUE NA		NA
h. Temperature (summer)	VALUE 20.9 (B)		VALUE 20.6 (B)		VALUE 20.0 (B)		13	°C		VALUE NA		NA
i. pH	MINIMUM 7 (C)	MAXIMUM 8.5 (C)	MINIMUM 7.3 (C)	MAXIMUM 7.9 (C)			208	STANDARD UNITS				

PART B – Mark "X" in column 2-a for each pollutant you know or have reason to believe is present. Mark "X" in column 2-b for each pollutant you believe to be absent. If you mark column 2a for any pollutant which is limited either directly, or indirectly but expressly, in an effluent limitations guideline, you must provide the results of at least one analysis for that pollutant. For other pollutants for which you mark column 2a, you must provide quantitative data or an explanation of their presence in your discharge. Complete one table for each outfall. See the instructions for additional details and requirements.

1. POLLUTANT AND CAS NO. (if available)	2. MARK "X"		3. EFFLUENT						d. NO. OF ANALYSES	4. UNITS		5. INTAKE (optional)		
	a. BELIEVED PRESENT	b. BELIEVED ABSENT	a. MAXIMUM DAILY VALUE		b. MAXIMUM 30 DAY VALUE (if available)		c. LONG TERM AVRG. VALUE (if available)			a. CONCENTRATION	b. MASS	a. LONG TERM AVERAGE VALUE		b. NO. OF ANALYSES
			(1) CONCENTRATION	(2) MASS	(1) CONCENTRATION	(2) MASS	(1) CONCENTRATION	(2) MASS				(1) CONCENTRATION	(2) MASS	
a. Bromide (24959-67-9)	<input checked="" type="checkbox"/>		3.62	10.05					1	mg/L	lbs	NA	NA	NA
b. Chlorine, Total Residual	<input checked="" type="checkbox"/>		0	0	0	0	0	0	208	mg/L	lbs	NA	NA	NA
c. Color	<input checked="" type="checkbox"/>		5	NA					1	PCU	NA	NA	NA	NA
d. Fecal Coliform	<input checked="" type="checkbox"/>		71.7	(K)	15.4	(K)	6.87	(K)	96	#/100mL	NA	NA	NA	NA
e. Fluoride (16984-48-8)	<input checked="" type="checkbox"/>		0.152	0.4219					1	mg/L	lbs	NA	NA	NA
f. Nitrate-Nitrite (as N)	<input checked="" type="checkbox"/>		1.69	4.69					1	mg/L	lbs	NA	NA	NA

1. POLLUTANT AND CAS NO. (if available)	2. MARK "X"		3. EFFLUENT						4. UNITS		5. INTAKE (optional)			
	a. BELIEVED PRESENT	b. BELIEVED ABSENT	a. MAXIMUM DAILY VALUE		b. MAXIMUM 30 DAY VALUE (if available)		c. LONG TERM AVRG. VALUE (if available)		d. NO. OF ANALYSES	a. CONCEN- TRATION	b. MASS	a. LONG TERM AVERAGE VALUE		b. NO. OF ANALYSES
			(1) CONCENTRATION	(2) MASS	(1) CONCENTRATION	(2) MASS	(1) CONCENTRATION	(2) MASS				(1) CONCENTRATION	(2) MASS	
g. Nitrogen, Total Organic (as N)	X		1.14	3.16					1	mg/L	lbs	NA	NA	NA
h. Oil and Grease		X	<1.46	<4.05	(E)				1	mg/L	lbs	NA	NA	NA
i. Phosphorus (as P), Total (7723-14-0)	X		1.83	5.079	(O)				1	mg/L	lbs	NA	NA	NA
j. Radioactivity														
(1) Alpha, Total		X	<1.65	NA	(E)				1	pCi/L	NA	NA	NA	NA
(2) Beta, Total	X		10.1	NA					1	pCi/L	NA	NA	NA	NA
(3) Radium, Total		X	<0.39	NA	(E)				1	pCi/L	NA	NA	NA	NA
(4) Radium 226, Total		X	<0.15	NA	(E)				1	pCi/L	NA	NA	NA	NA
k. Sulfate (as SO ₄) (14808-79-8)	X		12.9	35.81					1	mg/L	lbs	NA	NA	NA
l. Sulfide (as S)		X	<0.033	<0.0916	(E)				1	mg/L	lbs	NA	NA	NA
m. Sulfite (as SO ₃) (14265-45-3)	X		1	2.776	(O)				1	mg/L	lbs	NA	NA	NA
n. Surfactants		X	<0.017	<0.0472	(E)				1	mg/L	lbs	NA	NA	NA
o. Aluminum, Total (7429-90-5)	X		<19.3	<0.0536	(G, N)				1	ug/L	lbs	NA	NA	NA
p. Barium, Total (7440-39-3)	X		16.8	0.0466	(H)				1	ug/L	lbs	NA	NA	NA
q. Boron, Total (7440-42-8)	X		82.4	0.2287	(H)				1	ug/L	lbs	NA	NA	NA
r. Cobalt, Total (7440-48-4)	X		<0.3	<0.0008	(F, N)				1	ug/L	lbs	NA	NA	NA
s. Iron, Total (7439-89-6)	X		37.9	0.1052	(D, O)				1	ug/L	lbs	NA	NA	NA
t. Magnesium, Total (7439-95-4)	X		2930	8.133	(O)				1	ug/L	lbs	NA	NA	NA
u. Molybdenum, Total (7439-98-7)	X		1	0.0028	(H)				1	ug/L	lbs	NA	NA	NA
v. Manganese, Total (7439-96-5)	X		4.78	0.0133	(D)				1	ug/L	lbs	NA	NA	NA
w. Tin, Total (7440-31-5)		X	<1	<0.0028	(E)				1	ug/L	lbs	NA	NA	NA
x. Titanium, Total (7440-32-6)	X		<2	<0.0056	(E, N)				1	ug/L	lbs	NA	NA	NA

EPA I.D. NUMBER (copy from Item 1 of Form 1)	OUTFALL NUMBER
NM0890010515	001

CONTINUED FROM PAGE 3 OF FORM 2-C

PART C - If you are a primary industry and this outfall contains process wastewater, refer to Table 2c-2 in the instructions to determine which of the GC/MS fractions you must test for. Mark "X" in column 2-a for all such GC/MS fractions that apply to your industry and for ALL toxic metals, cyanides, and total phenols. If you are not required to mark column 2-a (secondary industries, nonprocess wastewater outfalls, and nonrequired GC/MS fractions), mark "X" in column 2-b for each pollutant you know or have reason to believe is present. Mark "X" in column 2-c for each pollutant you believe is absent. If you mark column 2a for any pollutant, you must provide the results of at least one analysis for that pollutant. If you mark column 2b for any pollutant, you must provide the results of at least one analysis for that pollutant if you know or have reason to believe it will be discharged in concentrations of 10 ppb or greater. If you mark column 2b for acrolein, acrylonitrile, 2,4 dinitrophenol, or 2-methyl-4, 6 dinitrophenol, you must provide the results of at least one analysis for each of these pollutants which you know or have reason to believe that you discharge in concentrations of 100 ppb or greater. Otherwise, for pollutants for which you mark column 2b, you must either submit at least one analysis or briefly describe the reasons the pollutant is expected to be discharged. Note that there are 7 pages to this part; please review each carefully. Complete one table (all 7 pages) for each outfall. See instructions for additional details and requirements.

1. POLLUTANT AND CAS NUMBER (if available)	2. MARK "X"			3. EFFLUENT						4. UNITS		5. INTAKE (optional)			
	a. TESTING REQUIRED	b. BELIEVED PRESENT	c. BELIEVED ABSENT	a. MAXIMUM DAILY VALUE		b. MAXIMUM 30 DAY VALUE (if available)		c. LONG TERM AVRG. VALUE (if available)		d. NO. OF ANALYSES	a. CONCENTRATION	b. MASS	a. LONG TERM AVERAGE VALUE		b. NO. OF ANALYSES
				(1) CONCENTRATION	(2) MASS	(1) CONCENTRATION	(2) MASS	(1) CONCENTRATION	(2) MASS				(1) CONCENTRATION	(2) MASS	
METALS, CYANIDE, AND TOTAL PHENOLS															
1M. Antimony, Total (7440-36-0)			X	<1	<0.003	(F)				1	ug/L	lbs	NA	NA	NA
2M. Arsenic, Total (7440-38-2)		X		<2	<6e-03	(G, N)				1	ug/L	lbs	NA	NA	NA
3M. Beryllium, Total (7440-41-7)			X	<0.2	<6e-04	(F)				1	ug/L	lbs	NA	NA	NA
4M. Cadmium, Total (7440-43-9)			X	<0.3	<8e-04	(F)				1	ug/L	lbs	NA	NA	NA
5M. Chromium, Total (7440-47-3)		X		<3	<8e-03	(F, N)				1	ug/L	lbs	NA	NA	NA
6M. Copper, Total (7440-50-8)		X		5.45	0.0151					1	ug/L	lbs	NA	NA	NA
7M. Lead, Total (7439-92-1)			X	<0.5	<0.001	(F)				1	ug/L	lbs	NA	NA	NA
8M. Mercury, Total (7439-97-6)		X		<0.067	<2e-04	(G, N)				1	ug/L	lbs	NA	NA	NA
9M. Nickel, Total (7440-02-0)		X		<0.6	<2e-03	(G, N)				1	ug/L	lbs	NA	NA	NA
10M. Selenium, Total (7782-49-2)			X	<2	<6e-03	(F)				1	ug/L	lbs	NA	NA	NA
11M. Silver, Total (7440-22-4)			X	<0.3	<8e-04	(f)				1	ug/L	lbs	NA	NA	NA
12M. Thallium, Total (7440-28-0)			X	<0.6	<2e-03	(G)				1	ug/L	lbs	NA	NA	NA
13M. Zinc, Total (7440-66-6)		X		60	0.1665					1	ug/L	lbs	NA	NA	NA
14M. Cyanide, Total (57-12-5)		X		<1.67	<5e-03	(F, N)				1	ug/L	lbs	NA	NA	NA
15M. Phenols, Total		X		<1.67	<5e-03	(E, O)				1	ug/L	lbs	NA	NA	NA
DIOXIN															
2,3,7,8-Tetra-chlorodibenzo-P-Dioxin (1764-01-6)			X	DESCRIBE RESULTS: Analytical result = <1 pg/L (lower than the MDL) however, the MDL used is greater than 10 pg/L.											

1. POLLUTANT AND CAS NUMBER (if available)	2. MARK "X"			3. EFFLUENT						4. UNITS		5. INTAKE (optional)			
	a. TESTING REQUIRED	b. BELIEVED PRESENT	c. BELIEVED ABSENT	a. MAXIMUM DAILY VALUE		b. MAXIMUM 30 DAY VALUE (if available)		c. LONG TERM AVRG. VALUE (if available)		d. NO. OF ANALYSES	a. CONCEN-TRATION	b. MASS	a. LONG TERM AVERAGE VALUE		b. NO. OF ANALYSES
				(1) CONCENTRATION	(2) MASS	(1) CONCENTRATION	(2) MASS	(1) CONCENTRATION	(2) MASS				(1) CONCENTRATION	(2) MASS	
GC/MS FRACTION - VOLATILE COMPOUNDS															
1V. Accrolein (107-02-8)			X	<1.67	<5e-03	(F)				1	ug/L	lbs	NA	NA	NA
2V. Acrylonitrile (107-13-1)			X	<1.67	<5e-03	(F)				1	ug/L	lbs	NA	NA	NA
3V. Benzene (71-43-2)		X		1.81	5e-03	(H,O)				1	ug/L	lbs	NA	NA	NA
4V. Bis (Chloromethyl) Ether (542-88-1)						(I)									
5V. Bromoform (75-25-2)		X		3.16	9e-03	(H)				1	ug/L	lbs	NA	NA	NA
6V. Carbon Tetrachloride (56-23-5)			X	<0.333	<9e-04	(F)				1	ug/L	lbs	NA	NA	NA
7V. Chlorobenzene (108-90-7)			X	<0.333	<9e-04	(F)				1	ug/L	lbs	NA	NA	NA
8V. Chlorodibromomethane (124-48-1)		X		1.47	4e-03	(H)				1	ug/L	lbs	NA	NA	NA
9V. Chloroethane (75-00-3)			X	<0.333	<9e-04	(E)				1	ug/L	lbs	NA	NA	NA
10V. 2-Chloroethylvinyl Ether (110-75-8)			X	<1.67	<0.005	(E)				1	ug/L	lbs	NA	NA	NA
11V. Chloroform (67-66-3)		X		0.82	2e-03	(D,O)				1	ug/L	lbs	NA	NA	NA
12V. Dichlorobromomethane (75-27-4)		X		1.41	4e-03					1	ug/L	lbs	NA	NA	NA
13V. Dichlorodifluoromethane (75-71-8)						(I)									
14V. 1,1-Dichloroethane (75-34-3)			X	<0.333	<9e-04	(E)				1	ug/L	lbs	NA	NA	NA
15V. 1,2-Dichloroethane (107-06-2)			X	<0.333	<9e-04	(F)				1	ug/L	lbs	NA	NA	NA
16V. 1,1-Dichloroethylene (75-35-4)			X	<0.333	<9e-04	(F)				1	ug/L	lbs	NA	NA	NA
17V. 1,2-Dichloropropane (78-87-5)			X	<0.333	<9e-04	(F)				1	ug/L	lbs	NA	NA	NA
18V. 1,3-Dichloropropylene (542-75-6)			X	<0.333	<9e-04	(F,L)				1	ug/L	lbs	NA	NA	NA
19V. Ethylbenzene (100-41-4)		X		<0.333	<9e-04	(F,O)				1	ug/L	lbs	NA	NA	NA
20V. Methyl Bromide (74-83-9)			X	<0.337	<9e-04	(F)				1	ug/L	lbs	NA	NA	NA
21V. Methyl Chloride (74-87-3)			X	<0.333	<9e-04	(E)				1	ug/L	lbs	NA	NA	NA

1. POLLUTANT AND CAS NUMBER (if available)	2. MARK "X"			3. EFFLUENT						4. UNITS		5. INTAKE (optional)			
	a. TESTING REQUIRED	b. BELIEVED PRESENT	c. BELIEVED ABSENT	a. MAXIMUM DAILY VALUE		b. MAXIMUM 30 DAY VALUE (if available)		c. LONG TERM AVRG. VALUE (if available)		d. NO. OF ANALYSES	a. CONCENTRATION	b. MASS	a. LONG TERM AVERAGE VALUE		b. NO. OF ANALYSES
				(1) CONCENTRATION	(2) MASS	(1) CONCENTRATION	(2) MASS	(1) CONCENTRATION	(2) MASS				(1) CONCENTRATION	(2) MASS	
GC/MS FRACTION – VOLATILE COMPOUNDS (continued)															
22V. Methylene Chloride (75-09-2)			X	<1.67	<5e-03	(F)				1	ug/L	lbs	NA	NA	NA
23V. 1,1,2,2-Tetrachloroethane (79-34-5)			X	<0.333	<9e-04	(F)				1	ug/L	lbs	NA	NA	NA
24V. Tetrachloroethylene (127-18-4)			X	<0.333	<9e-04	(F)				1	ug/L	lbs	NA	NA	NA
25V. Toluene (108-88-3)		X		<0.333	<9e-04	(F,O)				1	ug/L	lbs	NA	NA	NA
26V. 1,2-Trans-Dichloroethylene (156-60-5)			X	<0.333	<9e-04	(F)				1	ug/L	lbs	NA	NA	NA
27V. 1,1,1-Trichloroethane (71-55-6)			X	<0.333	<9e-04	(F)				1	ug/L	lbs	NA	NA	NA
28V. 1,1,2-Trichloroethane (79-00-5)			X	<0.333	<9e-04	(E)				1	ug/L	lbs	NA	NA	NA
29V. Trichloroethylene (79-01-6)			X	<0.333	<9e-04	(F)				1	ug/L	lbs	NA	NA	NA
30V. Trichlorofluoromethane (75-69-4)						(I)					ug/L	lbs	NA	NA	NA
31V. Vinyl Chloride (75-01-4)			X	<0.333	<9e-04	(F)				1	ug/L	lbs	NA	NA	NA
GC/MS FRACTION – ACID COMPOUNDS															
1A. 2-Chlorophenol (95-57-8)			X	<3.19	<9e-03	(F)				1	ug/L	lbs	NA	NA	NA
2A. 2,4-Dichlorophenol (120-83-2)			X	<3.19	<9E-03	(F)				1	ug/L	lbs	NA	NA	NA
3A. 2,4-Dimethylphenol (105-67-9)			X	<3.19	<9E-03	(F)				1	ug/L	lbs	NA	NA	NA
4A. 4,6-Dinitro-O-Cresol (534-52-1)			X	<3.19	<9E-03	(F)				1	ug/L	lbs	NA	NA	NA
5A. 2,4-Dinitrophenol (51-28-5)			X	<5.32	<1e-02	(F)				1	ug/L	lbs	NA	NA	NA
6A. 2-Nitrophenol (88-75-5)			X	<3.19	<9E-03	(E)				1	ug/L	lbs	NA	NA	NA
7A. 4-Nitrophenol (100-02-7)			X	<3.19	<9E-03	(E)				1	ug/L	lbs	NA	NA	NA
8A. P-Chloro-M-Cresol (59-50-7)			X	<3.19	<9E-03	(E)				1	ug/L	lbs	NA	NA	NA
9A. Pentachlorophenol (87-86-5)			X	<3.19	<9E-03	(F)				1	ug/L	lbs	NA	NA	NA
10A. Phenol (108-95-2)			X	<3.19	<9E-03	(F)				1	ug/L	lbs	NA	NA	NA
11A. 2,4,6-Trichlorophenol (88-05-2)			X	<3.19	<9E-03	(F)				1	ug/L	lbs	NA	NA	NA

CONTINUED FROM THE FRONT

1. POLLUTANT AND CAS NUMBER (if available)	2. MARK "X"			3. EFFLUENT						4. UNITS		5. INTAKE (optional)			
	a. TESTING REQUIRED	b. BELIEVED PRESENT	c. BELIEVED ABSENT	a. MAXIMUM DAILY VALUE		b. MAXIMUM 30 DAY VALUE (if available)		c. LONG TERM AVRG. VALUE (if available)		d. NO. OF ANALYSES	a. CONCENTRATION	b. MASS	a. LONG TERM AVERAGE VALUE		b. NO. OF ANALYSES
				(1) CONCENTRATION	(2) MASS	(1) CONCENTRATION	(2) MASS	(1) CONCENTRATION	(2) MASS				(1) CONCENTRATION	(2) MASS	
GC/MS FRACTION - BASE/NEUTRAL COMPOUNDS															
1B. Acenaphthene (83-32-9)			X	<0.319	<9e-04	(F)				1	ug/L	lbs	NA	NA	NA
2B. Acenaphthylene (208-96-8)			X	<0.319	<9e-04	(E)				1	ug/L	lbs	NA	NA	NA
3B. Anthracene (120-12-7)			X	<0.319	<9e-04	(F)				1	ug/L	lbs	NA	NA	NA
4B. Benzidine (92-87-5)			X	<4.15	<1e-02	(F)				1	ug/L	lbs	NA	NA	NA
5B. Benzo (a) Anthracene (56-55-3)			X	<0.319	<9e-04	(F)				1	ug/L	lbs	NA	NA	NA
6B. Benzo (a) Pyrene (50-32-8)			X	<0.319	<9e-04	(F)				1	ug/L	lbs	NA	NA	NA
7B. 3,4-Benzo-fluoranthene (205-99-2)			X	<0.32	<9e-04	(F)				1	ug/L	lbs	NA	NA	NA
8B. Benzo (ghi) Perylene (191-24-2)			X	<0.319	<9e-04	(E)				1	ug/L	lbs	NA	NA	NA
9B. Benzo (k) Fluoranthene (207-08-9)			X	<0.319	<9e-04	(F)				1	ug/L	lbs	NA	NA	NA
10B. Bis (2-Chloro-ethoxy) Methane (111-91-1)			X	<3.19	<9e-03	(E)				1	ug/L	lbs	NA	NA	NA
11B. Bis (2-Chloro-ethyl) Ether (111-44-4)			X	<3.19	<9e-03	(F)				1	ug/L	lbs	NA	NA	NA
12B. Bis (2-Chloroisopropyl) Ether (102-80-1)			X	<1.67	<5E-03	(F)				1	ug/L	lbs	NA	NA	NA
13B. Bis (2-Ethyl-hexyl) Phthalate (117-81-7)		X		5.09	1e-02	(H)				1	ug/L	lbs	NA	NA	NA
14B. 4-Bromophenyl Phenyl Ether (101-55-3)			X	<3.19	<9e-03	(E)				1	ug/L	lbs	NA	NA	NA
15B. Butyl Benzyl Phthalate (85-68-7)			X	<0.319	<9e-04	(F)				1	ug/L	lbs	NA	NA	NA
16B. 2-Chloro-naphthalene (91-58-7)			X	<0.436	<1e-03	(F)				1	ug/L	lbs	NA	NA	NA
17B. 4-Chloro-phenyl Phenyl Ether (7005-72-3)			X	<3.19	<9e-03	(E)				1	ug/L	lbs	NA	NA	NA
18B. Chrysene (218-01-9)			X	<0.319	<9e-04	(F)				1	ug/L	lbs	NA	NA	NA
19B. Dibenzo (a,h) Anthracene (53-70-3)			X	<0.319	<9e-04	(F)				1	ug/L	lbs	NA	NA	NA
20B. 1,2-Dichloro-benzene (95-50-1)			X	<0.333	<9e-04	(F)				1	ug/L	lbs	NA	NA	NA
21B. 1,3-Di-chloro-benzene (541-73-1)			X	<0.333	<9e-04	(F)				1	ug/L	lbs	NA	NA	NA

1. POLLUTANT AND CAS NUMBER (if available)	2. MARK "X"			3. EFFLUENT						4. UNITS		5. INTAKE (optional)			
	a. TESTING REQUIRED	b. BELIEVED PRESENT	c. BELIEVED ABSENT	a. MAXIMUM DAILY VALUE		b. MAXIMUM 30 DAY VALUE (if available)		c. LONG TERM AVRG. VALUE (if available)		d. NO. OF ANALYSES	a. CONCENTRATION	b. MASS	a. LONG TERM AVERAGE VALUE		b. NO. OF ANALYSES
				(1) CONCENTRATION	(2) MASS	(1) CONCENTRATION	(2) MASS	(1) CONCENTRATION	(2) MASS				(1) CONCENTRATION	(2) MASS	
GC/MS FRACTION – BASE/NEUTRAL COMPOUNDS (continued)															
22B. 1,4-Dichlorobenzene (106-46-7)			X	<0.333	<9e-04	(F)				1	ug/L	lbs	NA	NA	NA
23B. 3,3-Dichlorobenzidine (91-94-1)			X	<3.19	<9e-03	(F)				1	ug/L	lbs	NA	NA	NA
24B. Diethyl Phthalate (84-66-2)			X	<0.319	<9e-04	(F)				1	ug/L	lbs	NA	NA	NA
25B. Dimethyl Phthalate (131-11-3)			X	<0.319	<9e-04	(F)				1	ug/L	lbs	NA	NA	NA
26B. Di-N-Butyl Phthalate (84-74-2)			X	<0.319	<9e-04	(F)				1	ug/L	lbs	NA	NA	NA
27B. 2,4-Dinitrotoluene (121-14-2)			X	<3.19	<9e-03	(F)				1	ug/L	lbs	NA	NA	NA
28B. 2,6-Dinitrotoluene (606-20-2)			X	<3.19	<9e-03	(E)				1	ug/L	lbs	NA	NA	NA
29B. Di-N-Octyl Phthalate (117-84-0)			X	<0.319	<9e-04	(E)				1	ug/L	lbs	NA	NA	NA
30B. 1,2-Diphenylhydrazine (as Azobenzene) (122-66-7)			X	<3.19	<9e-03	(F)				1	ug/L	lbs	NA	NA	NA
31B. Fluoranthene (206-44-0)			X	<0.319	<9e-04	(F)				1	ug/L	lbs	NA	NA	NA
32B. Fluorene (86-73-7)			X	<0.319	<9e-04	(F)				1	ug/L	lbs	NA	NA	NA
33B. Hexachlorobenzene (118-74-1)			X	<3.19	<9e-03	(F)				1	ug/L	lbs	NA	NA	NA
34B. Hexachlorobutadiene (87-68-3)			X	<3.19	<9e-03	(F)				1	ug/L	lbs	NA	NA	NA
35B. Hexachlorocyclopentadiene (77-47-4)			X	<3.19	<9e-03	(F)				1	ug/L	lbs	NA	NA	NA
36B Hexachloroethane (67-72-1)			X	<3.19	<9e-03	(F)				1	ug/L	lbs	NA	NA	NA
37B. Indeno (1,2,3-cd) Pyrene (193-39-5)			X	<0.319	<9e-04	(F)				1	ug/L	lbs	NA	NA	NA
38B. Isophorone (78-59-1)			X	<3.72	<1E-02	(F)				1	ug/L	lbs	NA	NA	NA
39B. Naphthalene (91-20-3)			X	<0.319	<9e-04	(E)				1	ug/L	lbs	NA	NA	NA
40B. Nitrobenzene (98-95-3)			X	<3.19	<9e-03	(F)				1	ug/L	lbs	NA	NA	NA
41B. N-Nitrosodimethylamine (62-75-9)			X	<3.19	<9e-03	(F)				1	ug/L	lbs	NA	NA	NA
42B. N-Nitrosodi-N-Propylamine (621-64-7)			X	<3.19	<9e-03	(F)				1	ug/L	lbs	NA	NA	NA

1. POLLUTANT AND CAS NUMBER (if available)	2. MARK "X"			3. EFFLUENT						d. NO. OF ANALYSES	4. UNITS		5. INTAKE (optional)		
	a. TESTING REQUIRED	b. BELIEVED PRESENT	c. BELIEVED ABSENT	a. MAXIMUM DAILY VALUE		b. MAXIMUM 30 DAY VALUE (if available)		c. LONG TERM AVRG. VALUE (if available)			a. CONCENTRATION	b. MASS	a. LONG TERM AVERAGE VALUE		b. NO. OF ANALYSES
				(1) CONCENTRATION	(2) MASS	(1) CONCENTRATION	(2) MASS	(1) CONCENTRATION	(2) MASS				(1) CONCENTRATION	(2) MASS	
GC/MS FRACTION – BASE/NEUTRAL COMPOUNDS (continued)															
43B. N-Nitrosodiphenylamine (86-30-6)			X	<3.19	<9E-03	(F, M)				1	ug/L	lbs	NA	NA	NA
44B. Phenanthrene (85-01-8)			X	<0.319	<9E-04	(E)				1	ug/L	lbs	NA	NA	NA
45B. Pyrene (129-00-0)			X	<0.319	<9E-04	(F)				1	ug/L	lbs	NA	NA	NA
46B. 1,2,4-Trichlorobenzene (120-82-1)			X	<3.19	<9E-03	(F)				1	ug/L	lbs	NA	NA	NA
GC/MS FRACTION – PESTICIDES															
1P. Aldrin (309-00-2)			X	<0.07	<2E-04	(G)				1	ug/L	lbs	NA	NA	NA
2P. α-BHC (319-84-6)			X	<0.07	<2E-04	(G)				1	ug/L	lbs	NA	NA	NA
3P. β-BHC (319-85-7)			X	<0.07	<2E-04	(G)				1	ug/L	lbs	NA	NA	NA
4P. γ-BHC (58-89-9)			X	<0.07	<2E-04	(G)				1	ug/L	lbs	NA	NA	NA
5P. δ-BHC (319-86-8)			X	<0.07	<2E-04	(E)				1	ug/L	lbs	NA	NA	NA
6P. Chlordane (57-74-9)			X	<0.805	<2E-03	(G)				1	ug/L	lbs	NA	NA	NA
7P. 4,4'-DDT (50-29-3)			X	<0.105	<3E-04	(G)				1	ug/L	lbs	NA	NA	NA
8P. 4,4'-DDE (72-55-9)			X	<0.105	<3E-04	(G)				1	ug/L	lbs	NA	NA	NA
9P. 4,4'-DDD (72-54-8)			X	<0.105	<3E-04	(G)				1	ug/L	lbs	NA	NA	NA
10P. Dieldrin (60-57-1)			X	<0.105	<3E-04	(G)				1	ug/L	lbs	NA	NA	NA
11P. α-Endosulfan (115-29-7)			X	<0.07	<2E-04	(G)				1	ug/L	lbs	NA	NA	NA
12P. β-Endosulfan (115-29-7)			X	<0.105	<3E-04	(G)				1	ug/L	lbs	NA	NA	NA
13P. Endosulfan Sulfate (1031-07-8)			X	<0.105	<3E-04	(G)				1	ug/L	lbs	NA	NA	NA
14P. Endrin (72-20-8)			X	<0.105	<3E-04	(G)				1	ug/L	lbs	NA	NA	NA
15P. Endrin Aldehyde (7421-83-4)			X	<0.07	<2E-04	(F)				1	ug/L	lbs	NA	NA	NA
16P. Heptachlor (76-44-8)			X	<0.07	<2E-04	(F)				1	ug/L	lbs	NA	NA	NA

EPA I.D. NUMBER <i>(copy from Item 1 of Form 1)</i>	OUTFALL NUMBER
NM0890010515	001

CONTINUED FROM PAGE V-8

1. POLLUTANT AND CAS NUMBER <i>(if available)</i>	2. MARK "X"			3. EFFLUENT						4. UNITS		5. INTAKE <i>(optional)</i>			
	a. TESTING REQUIRED	b. BELIEVED PRESENT	c. BELIEVED ABSENT	a. MAXIMUM DAILY VALUE		b. MAXIMUM 30 DAY VALUE <i>(if available)</i>		c. LONG TERM AVRG. VALUE <i>(if available)</i>		d. NO. OF ANALYSES	a. CONCEN-TRATION	b. MASS	a. LONG TERM AVERAGE VALUE		b. NO. OF ANALYSES
				(1) CONCENTRATION	(2) MASS	(1) CONCENTRATION	(2) MASS	(1) CONCENTRATION	(2) MASS				(1) CONCENTRATION	(2) MASS	
GC/MS FRACTION – PESTICIDES <i>(continued)</i>															
17P. Heptachlor Epoxide (1024-57-3)			X	<0.07	<2E-04	(F)				1	ug/L	lbs	NA	NA	NA
18P. PCB-1242 (53469-21-9)		X		<0.0422	<1E-04	(F, J, O)				1	ug/L	lbs	NA	NA	NA
19P. PCB-1254 (11097-69-1)		X		<0.0422	<1E-04	(F, J, O)				1	ug/L	lbs	NA	NA	NA
20P. PCB-1221 (11104-28-2)		X		<0.0422	<1E-04	(F, J, O)				1	ug/L	lbs	NA	NA	NA
21P. PCB-1232 (11141-16-5)		X		<0.0422	<1E-04	(F, J, O)				1	ug/L	lbs	NA	NA	NA
22P. PCB-1248 (12672-29-6)		X		<0.0422	<1E-04	(F, J, O)				1	ug/L	lbs	NA	NA	NA
23P. PCB-1260 (11096-82-5)		X		<0.0422	<1E-04	(F, J, O)				1	ug/L	lbs	NA	NA	NA
24P. PCB-1016 (12674-11-2)		X		<0.0422	<1E-04	(F, J, O)				1	ug/L	lbs	NA	NA	NA
25P. Toxaphene (8001-35-2)			X	<1.58	<4E-03	(G)				1	ug/L	lbs	NA	NA	NA

EPA Form 3510-2C (8-90)

PAGE V-9

2019 NPDES Permit Reapplication - Footnotes for the Form 2C OUTFALL -001

A	Calculated using data collected between October 2017 and September 2018.
B	Summer (June, July, August) and Winter (December, January, February) temperatures were determined using data collected between October 2017 and September 2018.
C	The pH values provided were determined using data collected between October 2014 and September 2018.
D	Value provided was estimated by the analytical laboratory.
E	The analytical result provided is below the Method Detection Limit (MDL). There is not an EPA Region 6 approved Method Quantification Limit (MQL). The value provided is the MDL.
F	The analytical result provided is below the MDL and the EPA Region 6 approved MQL. The value provided is the MDL.
G	The analytical result provided is below the MDL but is above the EPA Region 6 approved MQL. The value provided is the MDL.
H	The analytical result provided is above the MDL but is below the EPA Region 6 MQL.
I	The EPA has remanded this parameter. See 40 CFR Part 122, Appendix D.
J	Results were obtained using the EPA Aroclor Method 608.3 as required by the Form 2C.
K	The E. Coli result is provided as an indicator for Fecal Coliform.
L	Result is for cis- and trans-1,3 dichloropropylene.
M	The result provided is for diphenylamine due to similar mass spectra and decomposition of N-nitrosodiphenylamine in the gas chromatograph injection port to nitric oxide and diphenylamine (thus it is measured as diphenylamine).
N	The analytical data collected for the 2019 permit application indicates that the pollutant was not detected in the discharge to the outfall. The pollutant is marked as "believed present" because it was either detected or marked as "believed present" in the previous permit application submitted in 2012.
O	Identified as a potential pollutant from one of the sources discharging to the outfall.

EPA I.D. NUMBER (copy from Item 1 of Form 1)

NM0890010515

Form Approved.
OMB No. 2040-0086.
Approval expires 3-31-98.

Please print or type in the unshaded areas only.

FORM 2C NPDES		U.S. ENVIRONMENTAL PROTECTION AGENCY APPLICATION FOR PERMIT TO DISCHARGE WASTEWATER EXISTING MANUFACTURING, COMMERCIAL, MINING AND SILVICULTURE OPERATIONS <i>Consolidated Permits Program</i>
------------------------------	---	--

I. OUTFALL LOCATION

For each outfall, list the latitude and longitude of its location to the nearest 15 seconds and the name of the receiving water.

A. OUTFALL NUMBER <i>(list)</i>	B. LATITUDE			C. LONGITUDE			D. RECEIVING WATER <i>(name)</i>
	1. DEG.	2. MIN.	3. SEC.	1. DEG.	2. MIN.	3. SEC.	
03A027	35.00	52.00	26.00	106.00	19.00	9.00	Perennial Reach of Sandia Canyon
							Water Quality Segment 20.6.4.126 NMAC

II. FLOWS, SOURCES OF POLLUTION, AND TREATMENT TECHNOLOGIES

A. Attach a line drawing showing the water flow through the facility. Indicate sources of intake water, operations contributing wastewater to the effluent, and treatment units labeled to correspond to the more detailed descriptions in Item B. Construct a water balance on the line drawing by showing average flows between intakes, operations, treatment units, and outfalls. If a water balance cannot be determined (e.g., for certain mining activities), provide a pictorial description of the nature and amount of any sources of water and any collection or treatment measures.

B. For each outfall, provide a description of: (1) All operations contributing wastewater to the effluent, including process wastewater, sanitary wastewater, cooling water, and storm water runoff; (2) The average flow contributed by each operation; and (3) The treatment received by the wastewater. Continue on additional sheets if necessary.

1. OUTFALL NO. <i>(list)</i>	2. OPERATION(S) CONTRIBUTING FLOW		3. TREATMENT	
	a. OPERATION <i>(list)</i>	b. AVERAGE FLOW <i>(include units)</i>	a. DESCRIPTION	b. LIST CODES FROM TABLE 2C-1
03A027	Strategic Computing Complex (SCC)	50,679 GPD	Dechlorination	2 E
	Treated Cooling Tower Blowdown		Disinfection (other)	2 H
			Reduction	2 L

OFFICIAL USE ONLY (effluent guidelines sub-categories)

C. Except for storm runoff, leaks, or spills, are any of the discharges described in Items II-A or B intermittent or seasonal?

YES (complete the following table)

NO (go to Section III)

1. OUTFALL NUMBER (list)	2. OPERATION(S) CONTRIBUTING FLOW (list)	3. FREQUENCY		4. FLOW				C. DURATION (in days)
		a. DAYS PER WEEK (specify average)	b. MONTHS PER YEAR (specify average)	a. FLOW RATE (in mgd)		B. TOTAL VOLUME (specify with units)		
				1. LONG TERM AVERAGE	2. MAXIMUM DAILY	1. LONG TERM AVERAGE	2. MAXIMUM DAILY	
03A027	Treated Cooling Tower Blowdown	7.0	12.0	0.051 MGD	0.105 MGD	50,679 GALLONS	104,804 GALLONS	365

III. PRODUCTION

A. Does an effluent guideline limitation promulgated by EPA under Section 304 of the Clean Water Act apply to your facility?

YES (complete Item III-B)

NO (go to Section IV)

B. Are the limitations in the applicable effluent guideline expressed in terms of production (or other measure of operation)?

YES (complete Item III-C)

NO (go to Section IV)

C. If you answered "yes" to Item III-B, list the quantity which represents an actual measurement of your level of production, expressed in the terms and units used in the applicable effluent guideline, and indicate the affected outfalls.

1. AVERAGE DAILY PRODUCTION			2. AFFECTED OUTFALLS (list outfall numbers)
a. QUANTITY PER DAY	b. UNITS OF MEASURE	c. OPERATION, PRODUCT, MATERIAL, ETC. (specify)	
NA	NA	NA	NA

IV. IMPROVEMENTS

A. Are you now required by any Federal, State or local authority to meet any implementation schedule for the construction, upgrading or operations of wastewater treatment equipment or practices or any other environmental programs which may affect the discharges described in this application? This includes, but is not limited to, permit conditions, administrative or enforcement orders, enforcement compliance schedule letters, stipulations, court orders, and grant or loan conditions.

YES (complete the following table)

NO (go to Item IV-B)

1. IDENTIFICATION OF CONDITION, AGREEMENT, ETC.	2. AFFECTED OUTFALLS		3. BRIEF DESCRIPTION OF PROJECT	4. FINAL COMPLIANCE DATE	
	a. NO.	b. SOURCE OF DISCHARGE		a. REQUIRED	b. PROJECTED
NA	NA	NA	NA	NA	NA

B. OPTIONAL: You may attach additional sheets describing any additional water pollution control programs (or other environmental projects which may affect your discharges) you now have underway or which you plan. Indicate whether each program is now underway or planned, and indicate your actual or planned schedules for construction.

MARK "X" IF DESCRIPTION OF ADDITIONAL CONTROL PROGRAMS IS ATTACHED

EPA I.D. NUMBER (copy from Item 1 of Form 1)

NM0890010515

CONTINUED FROM PAGE 2

V. INTAKE AND EFFLUENT CHARACTERISTICS

A, B, & C: See instructions before proceeding – Complete one set of tables for each outfall – Annotate the outfall number in the space provided.

NOTE: Tables V-A, V-B, and V-C are included on separate sheets numbered V-1 through V-9.

D. Use the space below to list any of the pollutants listed in Table 2c-3 of the instructions, which you know or have reason to believe is discharged or may be discharged from any outfall. For every pollutant you list, briefly describe the reasons you believe it to be present and report any analytical data in your possession.

1. POLLUTANT	2. SOURCE	1. POLLUTANT	2. SOURCE
Aniline Carbon Disulfide Cresol Strontium Styrene Uranium Vanadium	Sanitary Effluent Reclamation Facility (SERF) Effluent Makeup Water: The effluent from the Sanitary Wastewater System (SWWS) treatment plant is routed to SERF for additional treatment so that it can be recycled and used as makeup water at the SCC Cooling Towers. A review of the waste stream profiles associated with the water treated at the SWWS identified the 7 Form 2C-3 pollutants listed in Section V.D.1.		

VI. POTENTIAL DISCHARGES NOT COVERED BY ANALYSIS

Is any pollutant listed in Item V-C a substance or a component of a substance which you currently use or manufacture as an intermediate or final product or byproduct?

YES (list all such pollutants below)

NO (go to Item VI-B)

NA

CONTINUED FROM THE FRONT

VII BIOLOGICAL TOXICITY TESTING DATA

Do you have any knowledge or reason to believe that any biological test for acute or chronic toxicity has been made on any of your discharges or on a receiving water in relation to your discharge within the last 3 years?

YES (identify the test(s) and describe their purposes below)

NO (go to Section VIII)

Whole Effluent Toxicity 7 Day Chronic Toxicity. Critical dilution of 23% with dilution series of 10%, 13%, 17%, 23%, and 31%.

- * Ceriodaphnia dubia, 3-hr composite, 1/5 Years
- * Pimephales promelas, 3-hr composite, 1/5 Years

WET testing at Outfall 03A027 was performed on March 16, 18, and 20 of 2015 per the permit requirements. The results indicated that the effluent from Outfall 03A027 passed the test for both Ceriodaphnia dubia and Pimephales promelas. No further WET testing has been performed. See the WET Test Summary Report provided in Attachment E of the Fact Sheet provided with the permit application.

VIII CONTRACT ANALYSIS INFORMATION

Were any of the analyses reported in Item V performed by a contract laboratory or consulting firm?

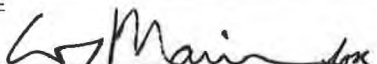
YES (list the name, address, and telephone number of, and pollutants analyzed by, each such laboratory or firm below)

NO (go to Section IX)

A. NAME	B. ADDRESS	C. TELEPHONE (area code & no.)	D. POLLUTANTS ANALYZED (list)
GEL Laboratories LLC	2040 Savage Road, Charleston SC 29407	(843) 556-8171	VOC, SVOC, Pesticides, Metals, Radiochemistry, General Chemistry, BOD, TSS
Cape Fear Analytical LLC	3306 Kitty Hawk Road, Suite 120, Wilmington NC 28405	(910) 795-0421	Dioxins and Furans
New Mexico Water Testing Laboratory Inc.	401 North Coronado Ave, Espanola, NM 87532	(505) 929-4545	E-Coli
Pacific EcoRisk	2250 Cordelia Rd., Fairfield CA 94534	(707) 207-7760	Whole Effluent Toxicity

IX. CERTIFICATION

I certify under penalty of law that this document and all attachments were prepared under my direction or supervision in accordance with a system designed to assure that qualified personnel properly gather and evaluate the information submitted. Based on my inquiry of the person or persons who manage the system or those persons directly responsible for gathering the information, the information submitted is, to the best of my knowledge and belief, true, accurate, and complete. I am aware that there are significant penalties for submitting false information, including the possibility of fine and imprisonment for knowing violations.

A. NAME & OFFICIAL TITLE (type or print)	B. PHONE NO. (area code & no.)
Michael W. Hazen, Associate Laboratory Director ESHQSS	(505) 667-4218
C. SIGNATURE	D. DATE SIGNED
	3-20-19

CONTINUED FROM THE FRONT

VII. BIOLOGICAL TOXICITY TESTING DATA

Do you have any knowledge or reason to believe that any biological test for acute or chronic toxicity has been made on any of your discharges or on a receiving water in relation to your discharge within the last 3 years?

YES (identify the test(s) and describe their purposes below)

NO (go to Section VIII)

EXTRA PAGE FOR SIGNATURE ONLY

VIII. CONTRACT ANALYSIS INFORMATION

Were any of the analyses reported in Item V performed by a contract laboratory or consulting firm?


YES (list the name, address, and telephone number of, and pollutants analyzed by, each such laboratory or firm below)

NO (go to Section IX)

A. NAME	B. ADDRESS	C. TELEPHONE (area code & no.)	D. POLLUTANTS ANALYZED (list)

IX. CERTIFICATION

I certify under penalty of law that this document and all attachments were prepared under my direction or supervision in accordance with a system designed to assure that qualified personnel properly gather and evaluate the information submitted. Based on my inquiry of the person or persons who manage the system or those persons directly responsible for gathering the information, the information submitted is, to the best of my knowledge and belief, true, accurate, and complete. I am aware that there are significant penalties for submitting false information, including the possibility of fine and imprisonment for knowing violations.

A. NAME & OFFICIAL TITLE (type or print) William S. Goodrum, Manager Los Alamos Field Office	B. PHONE NO. (area code & no.) (505) 667-5105
C. SIGNATURE 	D. DATE SIGNED 3-25-19

PLEASE PRINT OR TYPE IN THE UNSHADED AREAS ONLY. You may report some or all of this information on separate sheets (use the same format) instead of completing these pages. SEE INSTRUCTIONS.

EPA I.D. NUMBER (copy from Item 1 of Form 1)
NY0890010515

V. INTAKE AND EFFLUENT CHARACTERISTICS (continued from page 3 of Form 2-C)	OUTFALL NO. 03A027
---	------------------------------

PART A – You must provide the results of at least one analysis for every pollutant in this table. Complete one table for each outfall. See instructions for additional details.

1. POLLUTANT	2. EFFLUENT						3. UNITS (specify if blank)		4. INTAKE (optional)			
	a. MAXIMUM DAILY VALUE		b. MAXIMUM 30 DAY VALUE (if available)		c. LONG TERM AVRG. VALUE (if available)		d. NO. OF ANALYSES	a. CONCENTRATION	b. MASS	a. LONG TERM AVERAGE VALUE		b. NO. OF ANALYSES
	(1) CONCENTRATION	(2) MASS	(1) CONCENTRATION	(2) MASS	(1) CONCENTRATION	(2) MASS				(1) CONCENTRATION	(2) MASS	
a. Biochemical Oxygen Demand (BOD)	3.37	2.95					1	mg/L	lbs	NA	NA	NA
b. Chemical Oxygen Demand (COD)	47.4	41.5					1	mg/L	lbs	NA	NA	NA
c. Total Organic Carbon (TOC)	12.7	11.1					1	mg/L	lbs	NA	NA	NA
d. Total Suspended Solids (TSS)	5.52 (A)	4.83	4.86 (A)	2.93	2.31 (A)	0.976	10	mg/L	lbs	NA	NA	NA
e. Ammonia (as N)	0.112	0.098	(P)				1	mg/L	lbs	NA	NA	NA
f. Flow	VALUE 0.105 (A)		VALUE 0.072 (A)		VALUE 0.051 (A)		365	MGD	NA	VALUE NA		NA
g. Temperature (winter)	VALUE 19 (B)		VALUE 18.1 (B)		VALUE 17.3 (B)		13	°C		VALUE NA		NA
h. Temperature (summer)	VALUE 24.6 (B)		VALUE 23.0 (B)		VALUE 22.8 (B)		15	°C		VALUE NA		NA
i. pH	MINIMUM 7.4 (C)	MAXIMUM 9.1 (C)	MINIMUM 7.7 (C)	MAXIMUM 8.3 (C)			51	STANDARD UNITS				

PART B – Mark "X" in column 2-a for each pollutant you know or have reason to believe is present. Mark "X" in column 2-b for each pollutant you believe to be absent. If you mark column 2a for any pollutant which is limited either directly, or indirectly but expressly, in an effluent limitations guideline, you must provide the results of at least one analysis for that pollutant. For other pollutants for which you mark column 2a, you must provide quantitative data or an explanation of their presence in your discharge. Complete one table for each outfall. See the instructions for additional details and requirements.

1. POLLUTANT AND CAS NO. (if available)	2. MARK "X"		3. EFFLUENT						4. UNITS		5. INTAKE (optional)			
	a. BELIEVED PRESENT	b. BELIEVED ABSENT	a. MAXIMUM DAILY VALUE		b. MAXIMUM 30 DAY VALUE (if available)		c. LONG TERM AVRG. VALUE (if available)		d. NO. OF ANALYSES	a. CONCENTRATION	b. MASS	a. LONG TERM AVERAGE VALUE		b. NO. OF ANALYSES
			(1) CONCENTRATION	(2) MASS	(1) CONCENTRATION	(2) MASS	(1) CONCENTRATION	(2) MASS				(1) CONCENTRATION	(2) MASS	
a. Bromide (24959-67-9)	X		2.98	2.61					1	mg/L	lbs	NA	NA	NA
b. Chlorine, Total Residual	X		0 (P)	0	0 (P)	0	0 (P)	0	103	mg/L	lbs	NA	NA	NA
c. Color	X		<5	NA	(F, E, O)					PCU	NA	NA	NA	NA
d. Fecal Coliform	X		6.3 (A, L)	NA	6.3 (A, L)	NA	1.9 (A, L)	NA	48	#/100mL	NA	NA	NA	NA
e. Fluoride (16984-48-8)	X		0.107	0.094					1	mg/L	lbs	NA	NA	NA
f. Nitrate-Nitrite (as N)	X		0.950	0.831	(P)				1	mg/L	lbs	NA	NA	NA

1. POLLUTANT AND CAS NO. (if available)	2. MARK "X"		3. EFFLUENT							4. UNITS		5. INTAKE (optional)		
	a. BELIEVED PRESENT	b. BELIEVED ABSENT	a. MAXIMUM DAILY VALUE		b. MAXIMUM 30 DAY VALUE (if available)		c. LONG TERM AVRG. VALUE (if available)		d. NO. OF ANALYSES	a. CONCENTRATION	b. MASS	a. LONG TERM AVERAGE VALUE		b. NO. OF ANALYSES
			(1) CONCENTRATION	(2) MASS	(1) CONCENTRATION	(2) MASS	(1) CONCENTRATION	(2) MASS				(1) CONCENTRATION	(2) MASS	
g. Nitrogen, Total Organic (as N)	X		2.27	1.99					1	mg/L	lbs	NA	NA	NA
h. Oil and Grease		X	<1.41	<1.23	(E)					mg/L	lbs	NA	NA	NA
i. Phosphorus (as P), Total (7723-14-0)	X		3.55 (A, P)	3.10	3.55 (A, P)	2.14	2.19 (A, P)	0.928	9	mg/L	lbs	NA	NA	NA
j. Radioactivity														
(1) Alpha, Total	X		2.79 (A)	NA	2.79 (A)	NA	1.9 (A)	NA	2	pCi/L	NA	NA	NA	NA
(2) Beta, Total	X		12.3	NA					1	pCi/L	NA	NA	NA	NA
(3) Radium, Total	X		5.72	NA					1	pCi/L	NA	NA	NA	NA
(4) Radium 226, Total	X		5.47	NA					1	pCi/L	NA	NA	NA	NA
k. Sulfate (as SO ₄) (14808-79-8)	X		18.0	15.74					1	mg/L	lbs	NA	NA	NA
l. Sulfide (as S)		X	<0.033	<0.0289	(E)				1	mg/L	lbs	NA	NA	NA
m. Sulfite (as SO ₃) (14265-45-3)	X		6.0	5.25	(P)				1	mg/L	lbs	NA	NA	NA
n. Surfactants	X		0.0204	0.018					1	mg/L	lbs	NA	NA	NA
o. Aluminum, Total (7429-90-5)	X		23.2 (A)	0.0203	23.2 (A)	0.014	19.4 (A)	0.0082	3	ug/L	lbs	NA	NA	NA
p. Barium, Total (7440-39-3)	X		8.92	0.0078	(I)				1	ug/L	lbs	NA	NA	NA
q. Boron, Total (7440-42-8)	X		109	0.0953					1	ug/L	lbs	NA	NA	NA
r. Cobalt, Total (7440-48-4)		X	<0.3	<0.0003	(G)				1	ug/L	lbs	NA	NA	NA
s. Iron, Total (7439-89-6)	X		<33	<0.0289	(E, O, P)				1	ug/L	lbs	NA	NA	NA
t. Magnesium, Total (7439-95-4)	X		2050	1.79	(P)				1	ug/L	lbs	NA	NA	NA
u. Molybdenum, Total (7439-98-7)	X		0.868	0.0008	(I)				1	ug/L	lbs	NA	NA	NA
v. Manganese, Total (7439-96-5)	X		3.63	0.0032	(D)				1	ug/L	lbs	NA	NA	NA
w. Tin, Total (7440-31-5)		X	<1	<0.0009	(E)				1	ug/L	lbs	NA	NA	NA
x. Titanium, Total (7440-32-6)	X		<2	<0.0017	(E, O)				1	ug/L	lbs	NA	NA	NA

EPA I.D. NUMBER (copy from Item 1 of Form 1)	OUTFALL NUMBER
NM0890010515	03A027

CONTINUED FROM PAGE 3 OF FORM 2-C

PART C - If you are a primary industry and this outfall contains process wastewater, refer to Table 2c-2 in the instructions to determine which of the GC/MS fractions you must test for. Mark "X" in column 2-a for all such GC/MS fractions that apply to your industry and for ALL toxic metals, cyanides, and total phenols. If you are not required to mark column 2-a (secondary industries, nonprocess wastewater outfalls, and nonrequired GC/MS fractions), mark "X" in column 2-b for each pollutant you know or have reason to believe is present. Mark "X" in column 2-c for each pollutant you believe is absent. If you mark column 2a for any pollutant, you must provide the results of at least one analysis for that pollutant. If you mark column 2b for any pollutant, you must provide the results of at least one analysis for that pollutant if you know or have reason to believe it will be discharged in concentrations of 10 ppb or greater. If you mark column 2b for acrolein, acrylonitrile, 2,4 dinitrophenol, or 2-methyl-4, 6 dinitrophenol, you must provide the results of at least one analysis for each of these pollutants which you know or have reason to believe that you discharge in concentrations of 100 ppb or greater. Otherwise, for pollutants for which you mark column 2b, you must either submit at least one analysis or briefly describe the reasons the pollutant is expected to be discharged. Note that there are 7 pages to this part; please review each carefully. Complete one table (all 7 pages) for each outfall. See instructions for additional details and requirements.

1. POLLUTANT AND CAS NUMBER (if available)	2. MARK "X"			3. EFFLUENT						4. UNITS		5. INTAKE (optional)			
	a. TESTING REQUIRED	b. BELIEVED PRESENT	c. BELIEVED ABSENT	a. MAXIMUM DAILY VALUE		b. MAXIMUM 30 DAY VALUE (if available)		c. LONG TERM AVRG. VALUE (if available)		d. NO. OF ANALYSES	a. CONCENTRATION	b. MASS	a. LONG TERM AVERAGE VALUE		b. NO. OF ANALYSES
				(1) CONCENTRATION	(2) MASS	(1) CONCENTRATION	(2) MASS	(1) CONCENTRATION	(2) MASS				(1) CONCENTRATION	(2) MASS	
METALS, CYANIDE, AND TOTAL PHENOLS															
1M. Antimony, Total (7440-36-0)			X	<1	<9e-4	(G)				1	ug/L	lbs	NA	NA	NA
2M. Arsenic, Total (7440-38-2)		X		<2	<0.002	(H,O)				1	ug/L	lbs	NA	NA	NA
3M. Beryllium, Total (7440-41-7)			X	<0.2	<2e-4	(G)				1	ug/L	lbs	NA	NA	NA
4M. Cadmium, Total (7440-43-9)			X	<0.3	<3e-4	(G)				1	ug/L	lbs	NA	NA	NA
5M. Chromium, Total (7440-47-3)		X		<3	<0.003	(G,O)				1	ug/L	lbs	NA	NA	NA
6M. Copper, Total (7440-50-8)		X		16.3	0.0143					1	ug/L	lbs	NA	NA	NA
7M. Lead, Total (7439-92-1)			X	<0.5	<4e-4	(G)				1	ug/L	lbs	NA	NA	NA
8M. Mercury, Total (7439-97-6)		X		<0.067	<1e-4	(H,O)				1	ug/L	lbs	NA	NA	NA
9M. Nickel, Total (7440-02-0)		X		<0.6	<5e-4	(H,O)				1	ug/L	lbs	NA	NA	NA
10M. Selenium, Total (7782-49-2)		X		<2	<0.002	(G,O)				1	ug/L	lbs	NA	NA	NA
11M. Silver, Total (7440-22-4)			X	<0.3	<3e-4	(G)				1	ug/L	lbs	NA	NA	NA
12M. Thallium, Total (7440-28-0)			X	<0.6	<5e-4	(H)				1	ug/L	lbs	NA	NA	NA
13M. Zinc, Total (7440-66-6)		X		206	0.180					1	ug/L	lbs	NA	NA	NA
14M. Cyanide, Total (57-12-5)			X	<1.67	<0.002	(G)				1	ug/L	lbs	NA	NA	NA
15M. Phenols, Total		X		5.03	0.0044	(P)				1	ug/L	lbs	NA	NA	NA
DIOXIN															
2,3,7,8-Tetrachlorodibenzo-P-Dioxin (1784-01-6)			X	DESCRIBE RESULTS Analytical Result = <10.6 ug/L (less than the MDL), however, the detection limit (MDL) was greater than the EPA Region 6 MDL.											

1. POLLUTANT AND CAS NUMBER <i>(if available)</i>	2. MARK "X"			3. EFFLUENT						4. UNITS		5. INTAKE <i>(optional)</i>			
	a. TESTING REQUIRED	b. BELIEVED PRESENT	c. BELIEVED ABSENT	a. MAXIMUM DAILY VALUE		b. MAXIMUM 30 DAY VALUE <i>(if available)</i>		c. LONG TERM AVRG. VALUE <i>(if available)</i>		d. NO. OF ANALYSES	a. CONCENTRATION	b. MASS	a. LONG TERM AVERAGE VALUE		b. NO. OF ANALYSES
				(1) CONCENTRATION	(2) MASS	(1) CONCENTRATION	(2) MASS	(1) CONCENTRATION	(2) MASS				(1) CONCENTRATION	(2) MASS	
	GC/MS FRACTION – VOLATILE COMPOUNDS														
1V. Accrolein (107-02-8)			X	<1.67	<2e-3	(G)				1	ug/L	lbs	NA	NA	NA
2V. Acrylonitrile (107-13-1)			X	<1.67	<2e-3	(G)				1	ug/L	lbs	NA	NA	NA
3V. Benzene (71-43-2)		X		<0.333	<3E-4	(G, O, P)				1	ug/L	lbs	NA	NA	NA
4V. Bis (Chloro-methyl) Ether (542-88-1)						(J)									
5V. Bromoform (75-25-2)			X	<0.333	<3e-4	(G)				1	ug/L	lbs	NA	NA	NA
6V. Carbon Tetrachloride (56-23-5)			X	<0.333	<3e-4	(G)				1	ug/L	lbs	NA	NA	NA
7V. Chlorobenzene (108-90-7)			X	<0.333	<3e-4	(G)				1	ug/L	lbs	NA	NA	NA
8V. Chloro-dibromomethane (124-48-1)			X	<0.333	<3e-4	(G)				1	ug/L	lbs	NA	NA	NA
9V. Chloroethane (75-00-3)			X	<0.333	<3e-4	(E)				1	ug/L	lbs	NA	NA	NA
10V. 2-Chloro-ethylvinyl Ether (110-75-8)			X	<1.67	<1e-3	(E)				1	ug/L	lbs	NA	NA	NA
11V. Chloroform (67-66-3)		X		<0.333	<3e-4	(E, O, P)				1	ug/L	lbs	NA	NA	NA
12V. Dichloro-bromomethane (75-27-4)			X	<0.333	<3e-4	(E)				1	ug/L	lbs	NA	NA	NA
13V. Dichloro-difluoromethane (75-71-8)						(J)									
14V. 1,1-Dichloro-ethane (75-34-3)			X	<0.333	<3e-4	(E)				1	ug/L	lbs	NA	NA	NA
15V. 1,2-Dichloro-ethane (107-06-2)			X	<0.333	<3e-4	(G)				1	ug/L	lbs	NA	NA	NA
16V. 1,1-Dichloro-ethylene (75-35-4)			X	<0.333	<3e-4	(G)				1	ug/L	lbs	NA	NA	NA
17V. 1,2-Dichloro-propane (78-87-5)			X	<0.333	<3e-4	(G)				1	ug/L	lbs	NA	NA	NA
18V. 1,3-Dichloro-propylene (542-75-6)			X	<0.333	<3e-4	(G, M)				1	ug/L	lbs	NA	NA	NA
19V. Ethylbenzene (100-41-4)		X		<0.333	<3e-4	(G, O, P)				1	ug/L	lbs	NA	NA	NA
20V. Methyl Bromide (74-83-9)			X	<0.333	<3e-4	(G)				1	ug/L	lbs	NA	NA	NA
21V. Methyl Chloride (74-87-3)			X	<0.333	<3e-4	(G)				1	ug/L	lbs	NA	NA	NA

1. POLLUTANT AND CAS NUMBER <i>(if available)</i>	2. MARK "X"			3. EFFLUENT								4. UNITS		5. INTAKE <i>(optional)</i>		
	a. TESTING REQUIRED	b. BELIEVED PRESENT	c. BELIEVED ABSENT	a. MAXIMUM DAILY VALUE		b. MAXIMUM 30 DAY VALUE <i>(if available)</i>		c. LONG TERM AVRG. VALUE <i>(if available)</i>		d. NO. OF ANALYSES	a. CONCENTRATION	b. MASS	a. LONG TERM AVERAGE VALUE		b. NO. OF ANALYSES	
				(1) CONCENTRATION	(2) MASS	(1) CONCENTRATION	(2) MASS	(1) CONCENTRATION	(2) MASS				(1) CONCENTRATION	(2) MASS		
GC/MS FRACTION – VOLATILE COMPOUNDS <i>(continued)</i>																
22V. Methylene Chloride (75-09-2)		X		2.94	3e-3	(I)				1	ug/L	lbs	NA	NA	NA	
23V. 1,1,2,2-Tetrachloroethane (79-34-5)			X	<0.333	<3e-4	(G)				1	ug/L	lbs	NA	NA	NA	
24V. Tetrachloroethylene (127-18-4)			X	<0.333	<3e-4	(G)				1	ug/L	lbs	NA	NA	NA	
25V. Toluene (108-88-3)		X		<0.333	<3e-4	(G,O,P)				1	ug/L	lbs	NA	NA	NA	
26V. 1,2-Trans-Dichloroethylene (156-60-5)			X	<0.333	<3e-4	(G)				1	ug/L	lbs	NA	NA	NA	
27V. 1,1,1-Trichloroethane (71-55-6)			X	<0.333	<3e-4	(G)				1	ug/L	lbs	NA	NA	NA	
28V. 1,1,2-Trichloroethane (79-00-5)			X	<0.333	<3e-4	(E)				1	ug/L	lbs	NA	NA	NA	
29V. Trichloroethylene (79-01-6)			X	<0.333	<3e-4	(G)				1	ug/L	lbs	NA	NA	NA	
30V. Trichlorofluoromethane (75-69-4)						(J)										
31V. Vinyl Chloride (75-01-4)			X	<0.333	<3e-4	(G)				1	ug/L	lbs	NA	NA	NA	
GC/MS FRACTION – ACID COMPOUNDS																
1A. 2-Chlorophenol (95-57-8)			X	<3.0	<3e-3	(G)				1	ug/L	lbs	NA	NA	NA	
2A. 2,4-Dichlorophenol (120-83-2)			X	<3.0	<3e-3	(G)				1	ug/L	lbs	NA	NA	NA	
3A. 2,4-Dimethylphenol (105-67-9)			X	<3.0	<3e-3	(G)				1	ug/L	lbs	NA	NA	NA	
4A. 4,6-Dinitro-O-Cresol (534-52-1)			X	<3.0	<3e-3	(G)				1	ug/L	lbs	NA	NA	NA	
5A. 2,4-Dinitrophenol (51-28-5)			X	<5.0	<4e-3	(G)				1	ug/L	lbs	NA	NA	NA	
6A. 2-Nitrophenol (88-75-5)			X	<3.0	<3e-6	(E)				1	ug/L	lbs	NA	NA	NA	
7A. 4-Nitrophenol (100-02-7)			X	<3.0	<3e-3	(E)				1	ug/L	lbs	NA	NA	NA	
8A. P-Chloro-M-Cresol (59-50-7)			X	<3.0	<3e-3	(E)				1	ug/L	lbs	NA	NA	NA	
9A. Pentachlorophenol (87-86-5)			X	<3.0	<3e-3	(G)				1	ug/L	lbs	NA	NA	NA	
10A. Phenol (108-95-2)			X	<3.0	<3e-3	(G)				1	ug/L	lbs	NA	NA	NA	
11A. 2,4,6-Trichlorophenol (88-05-2)			X	<3.0	<3e-3	(G)				1	ug/L	lbs	NA	NA	NA	

CONTINUED FROM THE FRONT

1. POLLUTANT AND CAS NUMBER (if available)	2. MARK "X"			3. EFFLUENT						4. UNITS		5. INTAKE (optional)			
	a. TESTING REQUIRED	b. BELIEVED PRESENT	c. BELIEVED ABSENT	a. MAXIMUM DAILY VALUE		b. MAXIMUM 30 DAY VALUE (if available)		c. LONG TERM AVRG. VALUE (if available)		d. NO. OF ANALYSES	a. CONCEN- TRATION	b. MASS	a. LONG TERM AVERAGE VALUE		b. NO. OF ANALYSES
				(1) CONCENTRATION	(2) MASS	(1) CONCENTRATION	(2) MASS	(1) CONCENTRATION	(2) MASS				(1) CONCENTRATION	(2) MASS	
	GC/MS FRACTION - BASE/NEUTRAL COMPOUNDS														
1B. Acenaphthene (83-32-9)			X	<0.3	<3e-4	(B)				1	ug/L	lbs	NA	NA	NA
2B. Acenaphthylene (208-96-8)			X	<0.3	<3e-4	(B)				1	ug/L	lbs	NA	NA	NA
3B. Anthracene (120-12-7)			X	<0.3	<3e-4	(B)				1	ug/L	lbs	NA	NA	NA
4B. Benzidine (92-87-5)			X	<3.9	<3e-3	(B)				1	ug/L	lbs	NA	NA	NA
5B. Benzo (a) Anthracene (56-55-3)			X	<0.3	<3e-4	(B)				1	ug/L	lbs	NA	NA	NA
6B. Benzo (a) Pyrene (50-32-8)			X	<0.3	<3e-4	(B)				1	ug/L	lbs	NA	NA	NA
7B. 3,4-Benzo-fluoranthene (205-99-2)			X	<0.3	<3e-4	(B)				1	ug/L	lbs	NA	NA	NA
8B. Benzo (ghi) Perylene (191-24-2)			X	<0.3	<3e-4	(B)				1	ug/L	lbs	NA	NA	NA
9B. Benzo (k) Fluoranthene (207-08-9)			X	<3.0	<3e-3	(B)				1	ug/L	lbs	NA	NA	NA
10B. Bis (2-Chloro-ethoxy) Methane (111-91-1)			X	<0.003	<3e-6	(B)				1	ug/L	lbs	NA	NA	NA
11B. Bis (2-Chloro-ethyl) Ether (111-44-4)			X	<0.3	<3e-4	(B)				1	ug/L	lbs	NA	NA	NA
12B. Bis (2-Chloroisopropyl) Ether (102-80-1)			X	<1.67	<1e-03	(E)				1	ug/L	lbs	NA	NA	NA
13B. Bis (2-Ethyl-hexyl) Phthalate (117-81-7)			X	<0.3	<3e-4	(G)				1	ug/L	lbs	NA	NA	NA
14B. 4-Bromophenyl Phenyl Ether (101-55-3)			X	<3.0	<3e-3	(E)				1	ug/L	lbs	NA	NA	NA
15B. Butyl Benzyl Phthalate (85-68-7)			X	<0.3	<3e-4	(G)				1	ug/L	lbs	NA	NA	NA
16B. 2-Chloro-naphthalene (91-58-7)			X	<0.41	<4e-4	(G)				1	ug/L	lbs	NA	NA	NA
17B. 4-Chloro-phenyl Phenyl Ether (7005-72-3)			X	<3.0	<3e-3	(E)				1	ug/L	lbs	NA	NA	NA
18B. Chrysene (218-01-9)			X	<0.3	<3e-4	(G)				1	ug/L	lbs	NA	NA	NA
19B. Dibenzo (a,h) Anthracene (53-70-3)			X	<0.3	<3e-4	(G)				1	ug/L	lbs	NA	NA	NA
20B. 1,2-Dichloro-benzene (95-50-1)			X	<0.333	<3e-4	(G)				1	ug/L	lbs	NA	NA	NA
21B. 1,3-Di-chloro-benzene (541-73-1)			X	<0.333	<3e-4	(G)				1	ug/L	lbs	NA	NA	NA

1. POLLUTANT AND CAS NUMBER (if available)	2. MARK "X"			3. EFFLUENT								4. UNITS		5. INTAKE (optional)		
	a. TESTING REQUIRED	b. BELIEVED PRESENT	c. BELIEVED ABSENT	a. MAXIMUM DAILY VALUE		b. MAXIMUM 30 DAY VALUE (if available)		c. LONG TERM AVRG. VALUE (if available)		d. NO. OF ANALYSES	a. CONCEN- TRATION	b. MASS	a. LONG TERM AVERAGE VALUE		b. NO. OF ANALYSES	
				(1) CONCENTRATION	(2) MASS	(1) CONCENTRATION	(2) MASS	(1) CONCENTRATION	(2) MASS				(1) CONCENTRATION	(2) MASS		
																(1) CONCENTRATION
GC/MS FRACTION – BASE/NEUTRAL COMPOUNDS (continued)																
22B. 1,4-Dichloro- benzene (106-46-7)			X	<0.333	<3E-4	(G)				1	ug/L	lbs	NA	NA	NA	
23B. 3,3-Dichloro- benzidine (91-94-1)			X	<3.0	<3e-3	(G)				1	ug/L	lbs	NA	NA	NA	
24B. Diethyl Phthalate (84-66-2)			X	<0.3	<3e-4	(G)				1	ug/L	lbs	NA	NA	NA	
25B. Dimethyl Phthalate (131-11-3)			X	<0.3	<3e-4	(G)				1	ug/L	lbs	NA	NA	NA	
26B. Di-N-Butyl Phthalate (84-74-2)			X	<0.3	<3e-4	(G)				1	ug/L	lbs	NA	NA	NA	
27B. 2,4-Dinitro- toluene (121-14-2)			X	<3.0	<3e-3	(G)				1	ug/L	lbs	NA	NA	NA	
28B. 2,6-Dinitro- toluene (606-20-2)			X	<3.0	<3e-3	(E)				1	ug/L	lbs	NA	NA	NA	
29B. Di-N-Octyl Phthalate (117-84-0)			X	<0.3	<3e-4	(E)				1	ug/L	lbs	NA	NA	NA	
30B. 1,2-Diphenyl- hydrazine (as Azo- benzene) (122-66-7)			X	<3.0	<3e-03	(G)				1	ug/L	lbs	NA	NA	NA	
31B. Fluoranthene (206-44-0)			X	<0.3	<3e-4	(G)				1	ug/L	lbs	NA	NA	NA	
32B. Fluorene (86-73-7)			X	<0.3	<3e-4	(G)				1	ug/L	lbs	NA	NA	NA	
33B. Hexachloro- benzene (118-74-1)			X	<3.0	<3e-3	(G)				1	ug/L	lbs	NA	NA	NA	
34B. Hexachloro- butadiene (87-68-3)			X	<3.0	<3e-3	(G)				1	ug/L	lbs	NA	NA	NA	
35B. Hexachloro- cyclopentadiene (77-47-4)			X	<3.0	<3e-3	(G)				1	ug/L	lbs	NA	NA	NA	
36B Hexachloro- ethane (67-72-1)			X	<3.0	<3e-3	(G)				1	ug/L	lbs	NA	NA	NA	
37B. Indeno (1,2,3-cd) Pyrene (193-39-5)			X	<0.3	<3e-3	(G)				1	ug/L	lbs	NA	NA	NA	
38B. Isopharone (78-59-1)			X	<3.5	<3e-3	(G)				1	ug/L	lbs	NA	NA	NA	
39B. Naphthalene (91-20-3)			X	<0.3	<eE-4	(E)				1	ug/L	lbs	NA	NA	NA	
40B. Nitrobenzene (98-95-3)			X	<3.0	<3e-3	(G)				1	ug/L	lbs	NA	NA	NA	
41B. N-Nitro- sodimethylamine (62-75-9)			X	<3.0	<3e-3	(G)				1	ug/L	lbs	NA	NA	NA	
42B. N-Nitrosodi- N-Propylamine (621-64-7)			X	<3.0	<3e-3	(G)				1	ug/L	lbs	NA	NA	NA	

1. POLLUTANT AND CAS NUMBER (if available)	2. MARK "X"			3. EFFLUENT								4. UNITS		5. INTAKE (optional)		
	a. TESTING REQUIRED	b. BELIEVED PRESENT	c. BELIEVED ABSENT	a. MAXIMUM DAILY VALUE		b. MAXIMUM 30 DAY VALUE (if available)		c. LONG TERM AVRG. VALUE (if available)		d. NO. OF ANALYSES	a. CONCENTRATION	b. MASS	a. LONG TERM AVERAGE VALUE		b. NO. OF ANALYSES	
				(1) CONCENTRATION	(2) MASS	(1) CONCENTRATION	(2) MASS	(1) CONCENTRATION	(2) MASS				(1) CONCENTRATION	(2) MASS		
GC/MS FRACTION - BASE/NEUTRAL COMPOUNDS (continued)																
43B. N-Nitrosodiphenylamine (86-30-6)			X	<3.0	<3E-03	(G, N)				1	ug/L	lbs	NA	NA	NA	
44B. Phenanthrene (85-01-8)			X	<0.3	3e-4	(E)				1	ug/L	lbs	NA	NA	NA	
45B. Pyrene (129-00-0)			X	<0.3	3e-4	(G)				1	ug/L	lbs	NA	NA	NA	
46B. 1,2,4-Trichlorobenzene (120-82-1)			X	<3.0	3e-3	(G)				1	ug/L	lbs	NA	NA	NA	
GC/MS FRACTION - PESTICIDES																
1P. Aldrin (309-00-2)			X	<0.00739	<6e-6	(G)				1	ug/L	lbs	NA	NA	NA	
2P. α-BHC (319-84-6)			X	<0.00739	<6e-6	(G)				1	ug/L	lbs	NA	NA	NA	
3P. β-BHC (319-85-7)			X	<0.00739	<6e-6	(G)				1	ug/L	lbs	NA	NA	NA	
4P. γ-BHC (58-89-9)			X	<0.00739	<6e-6	(G)				1	ug/L	lbs	NA	NA	NA	
5P. δ-BHC (319-86-8)			X	<0.00739	<6e-6	(E)				1	ug/L	lbs	NA	NA	NA	
6P. Chlordane (57-74-9)			X	<0.085	<7e-5	(G)				1	ug/L	lbs	NA	NA	NA	
7P. 4,4'-DDT (50-29-3)			X	<0.0111	<1e-5	(G)				1	ug/L	lbs	NA	NA	NA	
8P. 4,4'-DDE (72-55-9)			X	<0.0111	<1e-5	(G)				1	ug/L	lbs	NA	NA	NA	
9P. 4,4'-DDD (72-54-8)			X	<0.0111	<1e-5	(G)				1	ug/L	lbs	NA	NA	NA	
10P. Dieldrin (60-57-1)			X	<0.0111	<1e-5	(G)				1	ug/L	lbs	NA	NA	NA	
11P. α-Endosulfan (115-29-7)			X	<0.00739	<6e-6	(G)				1	ug/L	lbs	NA	NA	NA	
12P. β-Endosulfan (115-29-7)			X	<0.0111	<1e-5	(G)				1	ug/L	lbs	NA	NA	NA	
13P. Endosulfan Sulfate (1031-07-8)			X	<0.0111	<1e-5	(G)				1	ug/L	lbs	NA	NA	NA	
14P. Endrin (72-20-8)			X	<0.0111	<1e-5	(G)				1	ug/L	lbs	NA	NA	NA	
15P. Endrin Aldehyde (7421-93-4)			X	<0.00739	<6e-6	(G)				1	ug/L	lbs	NA	NA	NA	
16P. Heptachlor (76-44-8)			X	<0.00739	<6e-6	(G)				1	ug/L	lbs	NA	NA	NA	

EPA I.D. NUMBER (copy from Item 1 of Form 1)	OUTFALL NUMBER
NM0890010515	03A027

CONTINUED FROM PAGE V-8

1. POLLUTANT AND CAS NUMBER (if available)	2. MARK "X"			3. EFFLUENT						4. UNITS		5. INTAKE (optional)			
	a. TESTING REQUIRED	b. BELIEVED PRESENT	c. BELIEVED ABSENT	a. MAXIMUM DAILY VALUE		b. MAXIMUM 30 DAY VALUE (if available)		c. LONG TERM AVRG. VALUE (if available)		d. NO. OF ANALYSES	a. CONCEN-TRATION	b. MASS	a. LONG TERM AVERAGE VALUE		b. NO. OF ANALYSES
				(1) CONCENTRATION	(2) MASS	(1) CONCENTRATION	(2) MASS	(1) CONCENTRATION	(2) MASS				(1) CONCENTRATION	(2) MASS	
	GC/MS FRACTION – PESTICIDES (continued)														
17P. Heptachlor Epoxide (1024-57-3)			X	<0.00739	<6e-6	(G)				1	ug/L	lbs	NA	NA	NA
18P. PCB-1242 (53469-21-9)		X		<0.0362	<3e-5	(G, K, P)				1	ug/L	lbs	NA	NA	NA
19P. PCB-1254 (11097-69-1)		X		<0.0362	<3e-5	(G, K, P)				1	ug/L	lbs	NA	NA	NA
20P. PCB-1221 (11104-28-2)		X		<0.0362	<3e-5	(G, K, P)				1	ug/L	lbs	NA	NA	NA
21P. PCB-1232 (11141-16-5)		X		<0.0362	<3e-5	(G, K, P)				1	ug/L	lbs	NA	NA	NA
22P. PCB-1248 (12672-29-6)		X		<0.0362	<3e-5	(G, K, P)				1	ug/L	lbs	NA	NA	NA
23P. PCB-1260 (11096-82-5)		X		<0.0362	<3e-5	(G, K, P)				1	ug/L	lbs	NA	NA	NA
24P. PCB-1016 (12674-11-2)		X		<0.0362	<3e-5	(G, K, P)				1	ug/L	lbs	NA	NA	NA
25P. Toxaphene (8001-35-2)			X	<0.167	<1e-4	(G)				1	ug/L	lbs	NA	NA	NA

EPA Form 3510-2C (8-90)

PAGE V-9

2019 NPDES Permit Reapplication - Footnotes for the Form 2C OUTFALL - 03A027

A	Calculated using data collected between October 2015 and September 2016.
B	Summer (June, July, August) and Winter (December, January, February) temperatures were determined using data collected between October 2015 and September 2016.
C	The pH values provided were determined using data collected between October 2015 and September 2016.
D	Value provided was estimated by the analytical laboratory.
E	The analytical result provided is less than the Method Detection Limit (MDL) and there is not an approved EPA Region 6 Method Quantification Limit (MQL). The value provided is the MDL.
F	Preparation or preservation holding time was exceeded and the value provided has been estimated by the
G	The analytical result provided is less than the MDL and the EPA Region 6 approved MQL. The value provided is the MDL.
H	The analytical result provided is less than the MDL, however, the MDL used was greater than the EPA Region 6 approved MQL. The value provided is the MDL.
I	The analytical result provided is greater than the MDL but is below the EPA Region 6 MQL.
J	The EPA has remanded this parameter. See 40 CFR Part 122, Appendix D.
K	Results were obtained using the EPA Aroclor Method 608.3 as required by the Form 2C. Please note, however, that PCBs are believed to be present due to the use of recycled treated effluent from SWWS as makeup water in the cooling towers.
L	The E. Coli result is provided as an indicator for Fecal Coliform.
M	Result is for cis- and trans-1,3 dichloropropylene.
N	The result provided is for diphenylamine due to similar mass spectra and decomposition of N-nitrosodiphenylamine in the gas chromatograph injection port to nitric oxide and diphenylamine (thus it is measured as diphenylamine).
O	The analytical data collected for the 2019 permit application indicates that the pollutant was not detected in the discharge to the outfall. The pollutant is marked as "believed present" because it was either detected or marked as "believed present" in the previous permit application submitted in 2012.
P	Identified as a potential pollutant from one of the sources discharging to the outfall.

EPA I.D. NUMBER (copy from Item 1 of Form 1)
NM0890010515

Form Approved.
OMB No. 2040-0086.
Approval expires 3-31-98.

Please print or type in the unshaded areas only.

FORM 2C NPDES  **U.S. ENVIRONMENTAL PROTECTION AGENCY**
APPLICATION FOR PERMIT TO DISCHARGE WASTEWATER
EXISTING MANUFACTURING, COMMERCIAL, MINING AND SILVICULTURE OPERATIONS
Consolidated Permits Program

I. OUTFALL LOCATION
For each outfall, list the latitude and longitude of its location to the nearest 15 seconds and the name of the receiving water.

A. OUTFALL NUMBER <i>(list)</i>	B. LATITUDE			C. LONGITUDE			D. RECEIVING WATER <i>(name)</i>
	1. DEG.	2. MIN.	3. SEC.	1. DEG.	2. MIN.	3. SEC.	
03A048	35.00	52.00	11.00	106.00	15.00	45.00	Ephemeral Tributary to Los Alamos Canyon, Water Quality Segment Number 20.6.4.128 NMAC

II. FLOWS, SOURCES OF POLLUTION, AND TREATMENT TECHNOLOGIES

A. Attach a line drawing showing the water flow through the facility. Indicate sources of intake water, operations contributing wastewater to the effluent, and treatment units labeled to correspond to the more detailed descriptions in Item B. Construct a water balance on the line drawing by showing average flows between intakes, operations, treatment units, and outfalls. If a water balance cannot be determined (e.g., for certain mining activities), provide a pictorial description of the nature and amount of any sources of water and any collection or treatment measures.

B. For each outfall, provide a description of: (1) All operations contributing wastewater to the effluent, including process wastewater, sanitary wastewater, cooling water, and storm water runoff; (2) The average flow contributed by each operation; and (3) The treatment received by the wastewater. Continue on additional sheets if necessary.

1. OUTFALL NO. <i>(list)</i>	2. OPERATION(S) CONTRIBUTING FLOW		3. TREATMENT	
	a. OPERATION <i>(list)</i>	b. AVERAGE FLOW <i>(include units)</i>	a. DESCRIPTION	b. LIST CODES FROM TABLE 2C-1
03A048	TA-53-953/954 West and 978/979 East	87,606 GPD	Dechlorination	2 E
	Cooling Towers		Disinfection (other)	2 H
	- Treated Cooling Tower Blowdown		Reduction	2 L

OFFICIAL USE ONLY (effluent guidelines sub-categories)

C. Except for storm runoff, leaks, or spills, are any of the discharges described in Items II-A or B intermittent or seasonal?

YES (complete the following table) NO (go to Section III)

1. OUTFALL NUMBER (list)	2. OPERATION(S) CONTRIBUTING FLOW (list)	3. FREQUENCY		4. FLOW				C. DURATION (in days)
		a. DAYS PER WEEK (specify average)	b. MONTHS PER YEAR (specify average)	a. FLOW RATE (in mgd)		B. TOTAL VOLUME (specify with units)		
				1. LONG TERM AVERAGE	2. MAXIMUM DAILY	1. LONG TERM AVERAGE	2. MAXIMUM DAILY	
03A048	TA-93-963/964 West and 978/979 East Cooling Towers - Treated Cooling Tower Blowdown	7	12	0.088 MGD	0.169 MGD	87,606 GALLONS	168,900 GALLONS	365

III. PRODUCTION

A. Does an effluent guideline limitation promulgated by EPA under Section 304 of the Clean Water Act apply to your facility?

YES (complete Item III-B) NO (go to Section IV)

B. Are the limitations in the applicable effluent guideline expressed in terms of production (or other measure of operation)?

YES (complete Item III-C) NO (go to Section IV)

C. If you answered "yes" to Item III-B, list the quantity which represents an actual measurement of your level of production, expressed in the terms and units used in the applicable effluent guideline, and indicate the affected outfalls.

1. AVERAGE DAILY PRODUCTION			2. AFFECTED OUTFALLS (list outfall numbers)
a. QUANTITY PER DAY	b. UNITS OF MEASURE	c. OPERATION, PRODUCT, MATERIAL, ETC. (specify)	
NA	NA	NA	NA

IV. IMPROVEMENTS

A. Are you now required by any Federal, State or local authority to meet any implementation schedule for the construction, upgrading or operations of wastewater treatment equipment or practices or any other environmental programs which may affect the discharges described in this application? This includes, but is not limited to, permit conditions, administrative or enforcement orders, enforcement compliance schedule letters, stipulations, court orders, and grant or loan conditions.

YES (complete the following table) NO (go to Item IV-B)

1. IDENTIFICATION OF CONDITION, AGREEMENT, ETC.	2. AFFECTED OUTFALLS		3. BRIEF DESCRIPTION OF PROJECT	4. FINAL COMPLIANCE DATE	
	a. NO	b. SOURCE OF DISCHARGE		a. REQUIRED	b. PROJECTED
NA	NA	NA	NA	NA	NA

B. OPTIONAL: You may attach additional sheets describing any additional water pollution control programs (or other environmental projects which may affect your discharges) you now have underway or which you plan. Indicate whether each program is now underway or planned, and indicate your actual or planned schedules for construction.

MARK "X" IF DESCRIPTION OF ADDITIONAL CONTROL PROGRAMS IS ATTACHED

EPA I.D. NUMBER (copy from Item 1 of Form 1)

NM0890010515

CONTINUED FROM PAGE 2

V. INTAKE AND EFFLUENT CHARACTERISTICS

A, B, & C: See instructions before proceeding – Complete one set of tables for each outfall – Annotate the outfall number in the space provided.

NOTE: Tables V-A, V-B, and V-C are included on separate sheets numbered V-1 through V-9.

D. Use the space below to list any of the pollutants listed in Table 2c-3 of the instructions, which you know or have reason to believe is discharged or may be discharged from any outfall. For every pollutant you list, briefly describe the reasons you believe it to be present and report any analytical data in your possession.

1. POLLUTANT	2. SOURCE	1. POLLUTANT	2. SOURCE
NA	NA	NA	NA

VI. POTENTIAL DISCHARGES NOT COVERED BY ANALYSIS

Is any pollutant listed in Item V-C a substance or a component of a substance which you currently use or manufacture as an intermediate or final product or byproduct?

YES (list all such pollutants below)

NO (go to Item VI-B)

NA

VII. BIOLOGICAL TOXICITY TESTING DATA

Do you have any knowledge or reason to believe that any biological test for acute or chronic toxicity has been made on any of your discharges or on a receiving water in relation to your discharge within the last 3 years?

YES (identify the test(s) and describe their purposes below)

NO (go to Section VIII)

NA

VIII. CONTRACT ANALYSIS INFORMATION

Were any of the analyses reported in Item V performed by a contract laboratory or consulting firm?

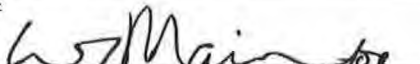
YES (list the name, address, and telephone number of, and pollutants analyzed by, each such laboratory or firm below)

NO (go to Section IX)

A. NAME	B. ADDRESS	C. TELEPHONE (area code & no.)	D. POLLUTANTS ANALYZED (list)
GEL Laboratories LLC	2040 Savage Road, Charleston SC 29407	(843) 556-8171	VOC, SVOC, Pesticides, Metals, Radiochemistry, General Chemistry, BOD, TSS
Cape Fear Analytical LLC	3306 Kitty Hawk Road, Suite 120, Wilmington NC 28405	(910) 795-0421	Dioxins and Furans
New Mexico Water Testing Laboratory Inc.	401 North Coronado Ave, Espanola, NM 87532	(505) 929-4545	E-Coli

IX. CERTIFICATION

I certify under penalty of law that this document and all attachments were prepared under my direction or supervision in accordance with a system designed to assure that qualified personnel properly gather and evaluate the information submitted. Based on my inquiry of the person or persons who manage the system or those persons directly responsible for gathering the information, the information submitted is, to the best of my knowledge and belief, true, accurate, and complete. I am aware that there are significant penalties for submitting false information, including the possibility of fine and imprisonment for knowing violations.

A. NAME & OFFICIAL TITLE (type or print) Michael W. Hazen, Associate Laboratory Director ESHQSS	B. PHONE NO. (area code & no.) (505) 667-4218
C. SIGNATURE 	D. DATE SIGNED 3-20-19

CONTINUED FROM THE FRONT

VII. BIOLOGICAL TOXICITY TESTING DATA

Do you have any knowledge or reason to believe that any biological test for acute or chronic toxicity has been made on any of your discharges or on a receiving water in relation to your discharge within the last 3 years?

YES (identify the test(s) and describe their purposes below)

NO (go to Section VIII)

EXTRA PAGE FOR SIGNATURE ONLY

VIII. CONTRACT ANALYSIS INFORMATION

Were any of the analyses reported in Item V performed by a contract laboratory or consulting firm?


YES (list the name, address, and telephone number of, and pollutants analyzed by, each such laboratory or firm below)

NO (go to Section IX)

A. NAME	B. ADDRESS	C. TELEPHONE (area code & no.)	D. POLLUTANTS ANALYZED (list)

IX. CERTIFICATION

I certify under penalty of law that this document and all attachments were prepared under my direction or supervision in accordance with a system designed to assure that qualified personnel properly gather and evaluate the information submitted. Based on my inquiry of the person or persons who manage the system or those persons directly responsible for gathering the information, the information submitted is, to the best of my knowledge and belief, true, accurate, and complete. I am aware that there are significant penalties for submitting false information, including the possibility of fine and imprisonment for knowing violations.

A. NAME & OFFICIAL TITLE (type or print) William S. Goodrum, Manager Los Alamos Field Office	B. PHONE NO. (area code & no.) (505) 667-5105
C. SIGNATURE 	D. DATE SIGNED 3-25-19

PLEASE PRINT OR TYPE IN THE UNSHADED AREAS ONLY. You may report some or all of this information on separate sheets (use the same format) instead of completing these pages. SEE INSTRUCTIONS.

EPA I.D. NUMBER (copy from Item 1 of Form 1)
NM0890010515

V. INTAKE AND EFFLUENT CHARACTERISTICS (continued from page 3 of Form 2-C)	OUTFALL NO. 03A048
--	-----------------------

PART A - You must provide the results of at least one analysis for every pollutant in this table. Complete one table for each outfall. See instructions for additional details.													
1. POLLUTANT	2. EFFLUENT						d. NO. OF ANALYSES	3. UNITS (specify if blank)		4. INTAKE (optional)			
	a. MAXIMUM DAILY VALUE		b. MAXIMUM 30 DAY VALUE (if available)		c. LONG TERM AVRG. VALUE (if available)			a. CONCENTRATION	b. MASS	a. LONG TERM AVERAGE VALUE		b. NO. OF ANALYSES	
	(1) CONCENTRATION	(2) MASS	(1) CONCENTRATION	(2) MASS	(1) CONCENTRATION	(2) MASS				(1) CONCENTRATION	(2) MASS		
a. Biochemical Oxygen Demand (BOD)	1.86	2.62	(D)				1	mg/L	lbs	NA	NA	NA	
b. Chemical Oxygen Demand (COD)	24.6	34.7					1	mg/L	lbs	NA	NA	NA	
c. Total Organic Carbon (TOC)	2.78	3.92					1	mg/L	lbs	NA	NA	NA	
d. Total Suspended Solids (TSS)	5.90	8.32	5.9	7.06	1.96	1.43	17	mg/L	lbs	NA	NA	NA	
e. Ammonia (as N)	0.0382	0.054	(D)				1	mg/L	lbs	NA	NA	NA	
f. Flow	VALUE 0.1689 (A)		VALUE 0.1434 (A)		VALUE 0.0876 (A)		365	MGD	NA	VALUE NA		NA	
g. Temperature (winter)	VALUE 17.9 (B)		VALUE 16.7 (B)		VALUE 16.1 (B)		13	°C		VALUE NA		NA	
h. Temperature (summer)	VALUE 23.5 (B)		VALUE 22.6 (B)		VALUE 21.7 (B)		12	°C		VALUE NA		NA	
i. pH	MINIMUM 6.9 (C)	MAXIMUM 8.9 (C)	MINIMUM 7.3 (C)	MAXIMUM 8.7 (C)			208	STANDARD UNITS					

PART B - Mark "X" in column 2-a for each pollutant you know or have reason to believe is present. Mark "X" in column 2-b for each pollutant you believe to be absent. If you mark column 2a for any pollutant which is limited either directly, or indirectly but expressly, in an effluent limitations guideline, you must provide the results of at least one analysis for that pollutant. For other pollutants for which you mark column 2a, you must provide quantitative data or an explanation of their presence in your discharge. Complete one table for each outfall. See the instructions for additional details and requirements.

1. POLLUTANT AND CAS NO. (if available)	2. MARK "X"		3. EFFLUENT						d. NO. OF ANALYSES	4. UNITS		5. INTAKE (optional)			
	a. BELIEVED PRESENT	b. BELIEVED ABSENT	a. MAXIMUM DAILY VALUE		b. MAXIMUM 30 DAY VALUE (if available)		c. LONG TERM AVRG. VALUE (if available)			a. CONCENTRATION	b. MASS	a. LONG TERM AVERAGE VALUE		b. NO. OF ANALYSES	
			(1) CONCENTRATION	(2) MASS	(1) CONCENTRATION	(2) MASS	(1) CONCENTRATION	(2) MASS				(1) CONCENTRATION	(2) MASS		
a. Bromide (24959-67-9)	X		4.22	5.95					1	mg/L	lbs	NA	NA	NA	
b. Chlorine, Total Residual	X		0 (O)	0.00	0.00 (O)	0.00	0.00 (O)	0.00	209	mg/L	lbs	NA	NA	NA	
c. Color		X	<5	NA	(E)				1	PCU	NA	NA	NA	NA	
d. Fecal Coliform		X	1	NA	(K)				1	#/100mL	NA	NA	NA	NA	
e. Fluoride (16984-48-8)	X		0.59	0.832					1	mg/L	lbs	NA	NA	NA	
f. Nitrate-Nitrite (as N)	X		3.11	4.38					1	mg/L	lbs	NA	NA	NA	

1. POLLUTANT AND CAS NO. (if available)	2. MARK "X"		3. EFFLUENT						4. UNITS		5. INTAKE (optional)			
	a. BELIEVED PRESENT	b. BELIEVED ABSENT	a. MAXIMUM DAILY VALUE		b. MAXIMUM 30 DAY VALUE (if available)		c. LONG TERM AVRG. VALUE (if available)		d. NO. OF ANALYSES	a. CONCEN- TRATION	b. MASS	a. LONG TERM AVERAGE VALUE		b. NO. OF ANALYSES
			(1) CONCENTRATION	(2) MASS	(1) CONCENTRATION	(2) MASS	(1) CONCENTRATION	(2) MASS				(1) CONCENTRATION	(2) MASS	
g. Nitrogen, Total Organic (as N)	X		0.334	0.471					1	mg/L	lbs	NA	NA	NA
h. Oil and Grease		X	<1.44	NA	(E)				1	mg/L	lbs	NA	NA	NA
i. Phosphorus (as P), Total (7723-14-0)	X		0.192	0.271	0.192	0.23	0.136	0.0997	17	mg/L	lbs	NA	NA	NA
j. Radioactivity														
(1) Alpha, Total		X	<1.85	NA	(E)				1	pCi/L	NA	NA	NA	NA
(2) Beta, Total	X		16.8	NA					1	pCi/L	NA	NA	NA	NA
(3) Radium, Total		X	<0.189	NA	(E)				1	pCi/L	NA	NA	NA	NA
(4) Radium 226, Total	X		<0.103	NA	(E, N)				1	pCi/L	NA	NA	NA	NA
k. Sulfate (as SO ₄) (14808-79-8)	X		35.5	50.00					1	mg/L	lbs	NA	NA	NA
l. Sulfide (as S)		X	<0.033	<5e-02	(E)				1	mg/L	lbs	NA	NA	NA
m. Sulfite (as SO ₃) (14265-45-3)	X		13.8	19.45	(O)				1	mg/L	lbs	NA	NA	NA
n. Surfactants	X		<0.017	<0.02	(F, N)				1	mg/L	lbs	NA	NA	NA
o. Aluminum, Total (7429-90-5)	X		<19.30	<0.0272	(H, N)				1	ug/L	lbs	NA	NA	NA
p. Barium, Total (7440-39-3)	X		76.4	0.108	(I)				1	ug/L	lbs	NA	NA	NA
q. Boron, Total (7440-42-8)	X		66.4	0.0936	(I)				1	ug/L	lbs	NA	NA	NA
r. Cobalt, Total (7440-48-4)		X	<0.3	<4.2e-4	(G)				1	ug/L	lbs	NA	NA	NA
s. Iron, Total (7439-89-6)		X	<33	<0.0465	(E)				1	ug/L	lbs	NA	NA	NA
t. Magnesium, Total (7439-95-4)	X		11800	16.6					1	ug/L	lbs	NA	NA	NA
u. Molybdenum, Total (7439-98-7)	X		2.45	3.45e-3					1	ug/L	lbs	NA	NA	NA
v. Manganese, Total (7439-96-5)		X	<1	<1.4e-3	(E)				1	ug/L	lbs	NA	NA	NA
w. Tin, Total (7440-31-5)		X	<1	<1.4e-3	(E)				1	ug/L	lbs	NA	NA	NA
x. Titanium, Total (7440-32-6)	X		<2	<2.8e-3	(E, N)				1	ug/L	lbs	NA	NA	NA

EPA I.D. NUMBER (copy from Item 1 of Form 1)	OUTFALL NUMBER
NM0890010515	03A048

CONTINUED FROM PAGE 3 OF FORM 2-C

PART C - If you are a primary industry and this outfall contains process wastewater, refer to Table 2c-2 in the instructions to determine which of the GC/MS fractions you must test for. Mark "X" in column 2-a for all such GC/MS fractions that apply to your industry and for ALL toxic metals, cyanides, and total phenols. If you are not required to mark column 2-a (secondary industries, nonprocess wastewater outfalls, and nonrequired GC/MS fractions), mark "X" in column 2-b for each pollutant you know or have reason to believe is present. Mark "X" in column 2-c for each pollutant you believe is absent. If you mark column 2a for any pollutant, you must provide the results of at least one analysis for that pollutant. If you mark column 2b for any pollutant, you must provide the results of at least one analysis for that pollutant if you know or have reason to believe it will be discharged in concentrations of 10 ppb or greater. If you mark column 2b for acrolein, acrylonitrile, 2,4 dinitrophenol, or 2-methyl-4, 6 dinitrophenol, you must provide the results of at least one analysis for each of these pollutants which you know or have reason to believe that you discharge in concentrations of 100 ppb or greater. Otherwise, for pollutants for which you mark column 2b, you must either submit at least one analysis or briefly describe the reasons the pollutant is expected to be discharged. Note that there are 7 pages to this part; please review each carefully. Complete one table (all 7 pages) for each outfall. See instructions for additional details and requirements.

1. POLLUTANT AND CAS NUMBER (if available)	2. MARK "X"			3. EFFLUENT						4. UNITS		5. INTAKE (optional)			
	a. TESTING REQUIRED	b. BELIEVED PRESENT	c. BELIEVED ABSENT	a. MAXIMUM DAILY VALUE		b. MAXIMUM 30 DAY VALUE (if available)		c. LONG TERM AVRG. VALUE (if available)		d. NO. OF ANALYSES	a. CONCENTRATION	b. MASS	a. LONG TERM AVERAGE VALUE		b. NO. OF ANALYSES
				(1) CONCENTRATION	(2) MASS	(1) CONCENTRATION	(2) MASS	(1) CONCENTRATION	(2) MASS				(1) CONCENTRATION	(2) MASS	
METALS, CYANIDE, AND TOTAL PHENOLS															
1M. Antimony, Total (7440-36-0)			X	<1	<1e-03	(G)				1	ug/L	lbs	NA	NA	NA
2M. Arsenic, Total (7440-38-2)		X		4.26	0.006	6.2	7.4e-3	4.06	3e-3	5	ug/L	lbs	NA	NA	NA
3M. Beryllium, Total (7440-41-7)			X	<0.2	<3e-04	(G)				1	ug/L	lbs	NA	NA	NA
4M. Cadmium, Total (7440-43-9)			X	<0.3	<4e-04	(G)				1	ug/L	lbs	NA	NA	NA
5M. Chromium, Total (7440-47-3)		X		9.43	1.3e-2	(D, I)				1	ug/L	lbs	NA	NA	NA
6M. Copper, Total (7440-50-8)		X		1.06	1.5e-3					1	ug/L	lbs	NA	NA	NA
7M. Lead, Total (7439-92-1)			X	<0.5	<7e-04	(G)				1	ug/L	lbs	NA	NA	NA
8M. Mercury, Total (7439-97-6)			X	<0.067	<9e-05	(H)				1	ug/L	lbs	NA	NA	NA
9M. Nickel, Total (7440-02-0)		X		<0.6	<8e-04	(H, N)				1	ug/L	lbs	NA	NA	NA
10M. Selenium, Total (7782-49-2)		X		<2	<3e-03	(G, N)				1	ug/L	lbs	NA	NA	NA
11M. Silver, Total (7440-22-4)			X	<0.3	<4e-04	(G)				1	ug/L	lbs	NA	NA	NA
12M. Thallium, Total (7440-28-0)			X	<0.6	<8e-04	(H)				1	ug/L	lbs	NA	NA	NA
13M. Zinc, Total (7440-66-6)			X	<3.3	<5e-03	(G)				1	ug/L	lbs	NA	NA	NA
14M. Cyanide, Total (57-12-5)		X		<1.67	<2e-03	(G)				1	ug/L	lbs	NA	NA	NA
15M. Phenols, Total			X	<1.67	<2e-03	(E)				1	ug/L	lbs	NA	NA	NA
DIOXIN															
2,3,7,8-Tetra-chlorodibenzo-P-Dioxin (1764-01-6)			X	DESCRIBE RESULTS Analytical Result = <10.6 ug/L was less than the MDL. The MDL used is greater than the EPA MCL of 10 ug/L.											

1. POLLUTANT AND CAS NUMBER (if available)	2. MARK "X"			3. EFFLUENT						4. UNITS		5. INTAKE (optional)			
	a. TESTING REQUIRED	b. BELIEVED PRESENT	c. BELIEVED ABSENT	a. MAXIMUM DAILY VALUE		b. MAXIMUM 30 DAY VALUE (if available)		c. LONG TERM AVRG. VALUE (if available)		d. NO. OF ANALYSES	a. CONCENTRATION	b. MASS	a. LONG TERM AVERAGE VALUE		b. NO. OF ANALYSES
				(1) CONCENTRATION	(2) MASS	(1) CONCENTRATION	(2) MASS	(1) CONCENTRATION	(2) MASS				(1) CONCENTRATION	(2) MASS	
	GC/MS FRACTION - VOLATILE COMPOUNDS														
1V. Accrolein (107-02-8)			X	<1.67	<2e-03	(G)				1	ug/L	lbs	NA	NA	NA
2V. Acrylonitrile (107-13-1)			X	<1.67	<2e-03	(G)				1	ug/L	lbs	NA	NA	NA
3V. Benzene (71-43-2)			X	<0.333	<5e-04	(G)				1	ug/L	lbs	NA	NA	NA
4V. Bis (Chloromethyl) Ether (542-88-1)						(J)									
5V. Bromoform (75-25-2)		X		<0.333	<5e-04	(G,N)				1	ug/L	lbs	NA	NA	NA
6V. Carbon Tetrachloride (56-23-5)			X	<0.333	<5e-04	(G)				1	ug/L	lbs	NA	NA	NA
7V. Chlorobenzene (108-90-7)			X	<0.333	<5e-04	(G)				1	ug/L	lbs	NA	NA	NA
8V. Chlorodibromomethane (124-48-1)			X	<0.333	<5e-04	(G)				1	ug/L	lbs	NA	NA	NA
9V. Chloroethane (75-00-3)			X	<0.333	<5e-04	(E)				1	ug/L	lbs	NA	NA	NA
10V. 2-Chloroethylvinyl Ether (110-75-8)			X	<1.67	<2e-03	(E)				1	ug/L	lbs	NA	NA	NA
11V. Chloroform (67-66-3)			X	<0.333	<5e-04	(E)				1	ug/L	lbs	NA	NA	NA
12V. Dichlorobromomethane (75-27-4)			X	<0.333	<5e-04	(E)				1	ug/L	lbs	NA	NA	NA
13V. Dichlorodifluoromethane (75-71-8)						(J)									
14V. 1,1-Dichloroethane (75-34-3)			X	<0.333	<5e-04	(E)				1	ug/L	lbs	NA	NA	NA
15V. 1,2-Dichloroethane (107-06-2)			X	<0.333	<5e-04	(G)				1	ug/L	lbs	NA	NA	NA
16V. 1,1-Dichloroethylene (75-35-4)			X	<0.333	<5e-04	(G)				1	ug/L	lbs	NA	NA	NA
17V. 1,2-Dichloropropane (78-87-5)			X	<0.333	<5e-04	(G)				1	ug/L	lbs	NA	NA	NA
18V. 1,3-Dichloropropylene (542-75-6)			X	<0.333	<5e-04	(G,L)				1	ug/L	lbs	NA	NA	NA
19V. Ethylbenzene (100-41-4)			X	<0.333	<5e-04	(G)				1	ug/L	lbs	NA	NA	NA
20V. Methyl Bromide (74-83-9)			X	<0.337	<5e-04	(G)				1	ug/L	lbs	NA	NA	NA
21V. Methyl Chloride (74-87-3)			X	<0.333	<5e-04	(E)				1	ug/L	lbs	NA	NA	NA

1. POLLUTANT AND GAS NUMBER (if available)	2. MARK "X"			3. EFFLUENT								4. UNITS		5. INTAKE (optional)		
	a. TESTING REQUIRED	b. BELIEVED PRESENT	c. BELIEVED ABSENT	a. MAXIMUM DAILY VALUE		b. MAXIMUM 30 DAY VALUE (if available)		c. LONG TERM AVRG. VALUE (if available)		d. NO. OF ANALYSES	a. CONCENTRATION	b. MASS	a. LONG TERM AVERAGE VALUE		b. NO. OF ANALYSES	
				(1) CONCENTRATION	(2) MASS	(1) CONCENTRATION	(2) MASS	(1) CONCENTRATION	(2) MASS				(1) CONCENTRATION	(2) MASS		
																(1) CONCENTRATION
GC/MS FRACTION – VOLATILE COMPOUNDS (continued)																
22V. Methylene Chloride (75-09-2)			X	<1.67	2e-03	(G)				1	ug/L	lbs	NA	NA	NA	
23V. 1,1,2,2-Tetrachloroethane (79-34-5)			X	<0.333	<5e-04	(G)				1	ug/L	lbs	NA	NA	NA	
24V. Tetrachloroethylene (127-18-4)			X	<0.333	<5e-04	(G)				1	ug/L	lbs	NA	NA	NA	
25V. Toluene (108-88-3)			X	<0.333	<5e-04	(G)				1	ug/L	lbs	NA	NA	NA	
26V. 1,2-Trans-Dichloroethylene (156-60-5)			X	<0.333	<5e-04	(G)				1	ug/L	lbs	NA	NA	NA	
27V. 1,1,1-Trichloroethane (71-55-6)			X	<0.333	<5e-04	(G)				1	ug/L	lbs	NA	NA	NA	
28V. 1,1,2-Trichloroethane (79-00-5)			X	<0.333	<5e-04	(E)				1	ug/L	lbs	NA	NA	NA	
29V. Trichloroethylene (79-01-6)			X	<0.333	<5e-04	(G)				1	ug/L	lbs	NA	NA	NA	
30V. Trichlorofluoromethane (75-69-4)						(J)										
31V. Vinyl Chloride (75-01-4)			X	<0.333	<5e-04	(G)				1	ug/L	lbs	NA	NA	NA	
GC/MS FRACTION – ACID COMPOUNDS																
1A. 2-Chlorophenol (95-57-8)			X	<3.00	<4e-03	(G)				1	ug/L	lbs	NA	NA	NA	
2A. 2,4-Dichlorophenol (120-83-2)			X	<3.00	<4e-03	(G)				1	ug/L	lbs	NA	NA	NA	
3A. 2,4-Dimethylphenol (105-67-9)			X	<3.00	<4e-03	(G)				1	ug/L	lbs	NA	NA	NA	
4A. 4,6-Dinitro-Cresol (534-52-1)			X	<3.00	<4e-03	(G)				1	ug/L	lbs	NA	NA	NA	
5A. 2,4-Dinitrophenol (51-28-5)			X	<5.00	<7e-03	(G)				1	ug/L	lbs	NA	NA	NA	
6A. 2-Nitrophenol (88-75-5)			X	<3.00	<4e-03	(E)				1	ug/L	lbs	NA	NA	NA	
7A. 4-Nitrophenol (100-02-7)			X	<3.00	<4e-03	(E)				1	ug/L	lbs	NA	NA	NA	
8A. P-Chloro-M-Cresol (59-50-7)			X	<3.00	<4e-03	(E)				1	ug/L	lbs	NA	NA	NA	
9A. Pentachlorophenol (87-86-5)			X	<3.00	<4e-03	(G)				1	ug/L	lbs	NA	NA	NA	
10A. Phenol (108-95-2)			X	<3.00	<4e-03	(G)				1	ug/L	lbs	NA	NA	NA	
11A. 2,4,6-Trichlorophenol (88-05-2)			X	<3.00	<4e-03	(G)				1	ug/L	lbs	NA	NA	NA	

CONTINUED FROM THE FRONT

1. POLLUTANT AND CAS NUMBER (if available)	2. MARK "X"			3. EFFLUENT						4. UNITS		5. INTAKE (optional)			
	a. TESTING REQUIRED	b. BELIEVED PRESENT	c. BELIEVED ABSENT	a. MAXIMUM DAILY VALUE		b. MAXIMUM 30 DAY VALUE (if available)		c. LONG TERM AVRG. VALUE (if available)		d. NO. OF ANALYSES	a. CONCENTRATION	b. MASS	a. LONG TERM AVERAGE VALUE		b. NO. OF ANALYSES
				(1) CONCENTRATION	(2) MASS	(1) CONCENTRATION	(2) MASS	(1) CONCENTRATION	(2) MASS				(1) CONCENTRATION	(2) MASS	
	GC/MS FRACTION – BASE/NEUTRAL COMPOUNDS														
1B. Acenaphthene (83-32-9)			X	<0.30	<4e-04	(G)				1	ug/L	lbs	NA	NA	NA
2B. Acenaphthylene (208-96-8)			X	<0.30	<4e-04	(E)				1	ug/L	lbs	NA	NA	NA
3B. Anthracene (120-12-7)			X	<0.30	<4e-04	(G)				1	ug/L	lbs	NA	NA	NA
4B. Benzidine (92-87-5)			X	<3.90	<5e-03	(G)				1	ug/L	lbs	NA	NA	NA
5B. Benzo (a) Anthracene (56-55-3)			X	<0.30	<4e-04	(G)				1	ug/L	lbs	NA	NA	NA
6B. Benzo (a) Pyrene (50-32-8)			X	<0.30	<4e-04	(G)				1	ug/L	lbs	NA	NA	NA
7B. 3,4-Benzo-fluoranthene (205-99-2)			X	<0.30	<4e-04	(G)				1	ug/L	lbs	NA	NA	NA
8B. Benzo (ghi) Perylene (191-24-2)			X	<0.30	<4e-04	(E)				1	ug/L	lbs	NA	NA	NA
9B. Benzo (k) Fluoranthene (207-08-9)			X	<0.30	<4e-04	(G)				1	ug/L	lbs	NA	NA	NA
10B. Bis (2-Chloro-ethoxy) Methane (111-91-1)			X	<3.0	<4e-03	(E)				1	ug/L	lbs	NA	NA	NA
11B. Bis (2-Chloro-ethyl) Ether (111-44-4)			X	<3.0	<4e-03	(G)				1	ug/L	lbs	NA	NA	NA
12B. Bis (2-Chloroisopropyl) Ether (102-80-1)			X	<1.67	<2e-03	(G)				1	ug/L	lbs	NA	NA	NA
13B. Bis (2-Ethyl-hexyl) Phthalate (117-81-7)			X	<0.30	<4e-04	(G)				1	ug/L	lbs	NA	NA	NA
14B. 4-Bromophenyl Phenyl Ether (101-55-3)			X	<3.0	<4e-03	(E)				1	ug/L	lbs	NA	NA	NA
15B. Butyl Benzyl Phthalate (85-68-7)			X	<0.30	<4e-04	(G)				1	ug/L	lbs	NA	NA	Na
16B. 2-Chloro-naphthalene (91-58-7)			X	<0.410	<6e-04	(G)				1	ug/L	lbs	NA	NA	NA
17B. 4-Chloro-phenyl Phenyl Ether (7005-72-3)			X	<3.0	<4e-03	(E)				1	ug/L	lbs	NA	NA	NA
18B. Chrysene (218-01-9)			X	<0.30	<4e-04	(G)				1	ug/L	lbs	NA	NA	NA
19B. Dibenzo (a,h) Anthracene (53-70-3)			X	<0.30	<4e-04	(G)				1	ug/L	lbs	NA	NA	NA
20B. 1,2-Dichloro-benzene (95-50-1)			X	<0.333	<5e-04	(G)				1	ug/L	lbs	NA	NA	NA
21B. 1,3-Di-chloro-benzene (541-73-1)			X	<0.333	<5e-04	(G)				1	ug/L	lbs	NA	NA	NA

1. POLLUTANT AND CAS NUMBER (if available)	2. MARK "X"			3. EFFLUENT						4. UNITS		5. INTAKE (optional)			
	a. TESTING REQUIRED	b. BELIEVED PRESENT	c. BELIEVED ABSENT	a. MAXIMUM DAILY VALUE		b. MAXIMUM 30 DAY VALUE (if available)		c. LONG TERM AVRG. VALUE (if available)		d. NO. OF ANALYSES	a. CONCENTRATION	b. MASS	a. LONG TERM AVERAGE VALUE		b. NO. OF ANALYSES
				(1) CONCENTRATION	(2) MASS	(1) CONCENTRATION	(2) MASS	(1) CONCENTRATION	(2) MASS				(1) CONCENTRATION	(2) MASS	
GC/MS FRACTION – BASE/NEUTRAL COMPOUNDS (continued)															
22B. 1,4-Dichlorobenzene (106-46-7)			X	<0.333	<5e-04	(G)				1	ug/L	lbs	NA	NA	NA
23B. 3,3-Dichlorobenzidine (91-94-1)			X	<3.00	<4e-03	(G)				1	ug/L	lbs	NA	NA	NA
24B. Diethyl Phthalate (84-66-2)			X	<0.300	<4e-04	(G)				1	ug/L	lbs	NA	NA	NA
25B. Dimethyl Phthalate (131-11-3)			X	<0.300	<4e-04	(G)				1	ug/L	lbs	NA	NA	Na
26B. Di-N-Butyl Phthalate (84-74-2)			X	<0.300	<4e-04	(G)				1	ug/L	lbs	NA	NA	NA
27B. 2,4-Dinitrotoluene (121-14-2)			X	<3.00	<4e-03	(G)				1	ug/L	lbs	NA	NA	NA
28B. 2,6-Dinitrotoluene (506-20-2)			X	<3.00	<4e-03	(E)				1	ug/L	lbs	NA	NA	NA
29B. Di-N-Octyl Phthalate (117-84-0)			X	<0.300	<4e-04	(E)				1	ug/L	lbs	NA	NA	NA
30B. 1,2-Diphenylhydrazine (as Azobenzene) (122-66-7)			X	<3.0	<4e-03	(G)				1	ug/L	lbs	NA	NA	NA
31B. Fluoranthene (206-44-0)			X	<0.300	<4e-04	(G)				1	ug/L	lbs	NA	NA	NA
32B. Fluorene (86-73-7)			X	<0.300	<4e-04	(G)				1	ug/L	lbs	NA	NA	NA
33B. Hexachlorobenzene (118-74-1)			X	<3.00	<4e-03	(G)				1	ug/L	lbs	NA	NA	NA
34B. Hexachlorobutadiene (87-68-3)			X	<3.00	<4e-03	(G)				1	ug/L	lbs	NA	NA	NA
35B. Hexachlorocyclopentadiene (77-47-4)			X	<3.00	<4e-03	(G)				1	ug/L	lbs	NA	NA	NA
36B Hexachloroethane (67-72-1)			X	<3.00	<4e-03	(G)				1	ug/L	lbs	NA	NA	NA
37B. Indeno (7,2,3-cd) Pyrene (193-39-5)			X	<0.300	<4e-04	(G)				1	ug/L	lbs	NA	NA	NA
38B. Isophorone (78-59-1)			X	<3.50	<5e-03	(G)				1	ug/L	lbs	NA	NA	NA
39B. Naphthalene (91-20-3)			X	<0.300	<4e-04	(E)				1	ug/L	lbs	NA	NA	NA
40B. Nitrobenzene (98-95-3)			X	<3.00	<4e-03	(G)				1	ug/L	lbs	NA	NA	NA
41B. N-Nitrosodimethylamine (62-75-9)			X	<3.00	<4e-03	(G)				1	ug/L	lbs	NA	NA	NA
42B. N-Nitrosodi-N-Propylamine (621-64-7)			X	<3.00	<4e-03	(G)				1	ug/L	lbs	NA	NA	NA

1. POLLUTANT AND CAS NUMBER (if available)	2. MARK "X"			3. EFFLUENT						4. UNITS		5. INTAKE (optional)			
	a. TESTING REQUIRED	b. BELIEVED PRESENT	c. BELIEVED ABSENT	a. MAXIMUM DAILY VALUE		b. MAXIMUM 30 DAY VALUE (if available)		c. LONG TERM AVRG. VALUE (if available)		d. NO. OF ANALYSES	a. CONCENTRATION	b. MASS	a. LONG TERM AVERAGE VALUE		b. NO. OF ANALYSES
				(1) CONCENTRATION	(2) MASS	(1) CONCENTRATION	(2) MASS	(1) CONCENTRATION	(2) MASS				(1) CONCENTRATION	(2) MASS	
	GC/MS FRACTION - BASE/NEUTRAL COMPOUNDS (continued)														
43B. N-Nitrosodiphenylamine (86-30-6)			X	<3.0	<4e-03	(G, M)				1	ug/L	lbs	NA	NA	NA
44B. Phenanthrene (85-01-8)			X	<0.300	<4e-04	(E)				1	ug/L	lbs	NA	NA	NA
45B. Pyrene (129-00-0)			X	<0.300	<4e-04	(G)				1	ug/L	lbs	NA	NA	NA
46B. 1,2,4-Trichlorobenzene (120-82-1)			X	<3.00	<4e-03	(G)				1	ug/L	lbs	NA	NA	NA
GC/MS FRACTION - PESTICIDES															
1P. Aldrin (309-00-2)			X	<0.007	<1e-05	(G)				1	ug/L	lbs	NA	NA	NA
2P. α-BHC (319-84-6)			X	<0.007	<1e-05	(G)				1	ug/L	lbs	NA	NA	NA
3P. β-BHC (319-85-7)			X	<0.007	<1e-05	(G)				1	ug/L	lbs	NA	NA	NA
4P. γ-BHC (58-89-9)			X	<0.007	<1e-05	(G)				1	ug/L	lbs	NA	NA	NA
5P. δ-BHC (319-86-8)			X	<0.007	<1e-05	(E)				1	ug/L	lbs	NA	NA	NA
6P. Chlordane (57-74-9)			X	<0.081	<1e-04	(G)				1	ug/L	lbs	NA	NA	NA
7P. 4,4'-DDT (50-29-3)			X	<0.0105	<1e-05	(G)				1	ug/L	lbs	NA	NA	NA
8P. 4,4'-DDE (72-55-9)			X	<0.0105	<1e-05	(G)				1	ug/L	lbs	NA	NA	NA
9P. 4,4'-DDD (72-54-8)			X	<0.0105	<1e-05	(G)				1	ug/L	lbs	NA	NA	NA
10P. Dieldrin (60-57-1)			X	<0.0105	<1e-05	(G)				1	ug/L	lbs	NA	NA	NA
11P. α-Endosulfan (115-29-7)			X	<0.007	<1e-05	(G)				1	ug/L	lbs	NA	NA	NA
12P. β-Endosulfan (115-29-7)			X	<0.0105	<1e-05	(G)				1	ug/L	lbs	NA	NA	NA
13P. Endosulfan Sulfate (1031-07-8)			X	<0.0105	<1e-05	(G)				1	ug/L	lbs	NA	NA	NA
14P. Endrin (72-20-8)			X	<0.0105	<1e-05	(G)				1	ug/L	lbs	NA	NA	NA
15P. Endrin Aldehyde (7421-93-4)			X	<0.007	<1e-05	(G)				1	ug/L	lbs	NA	NA	NA
16P. Heptachlor (76-44-8)			X	<0.007	<1e-05	(G)				1	ug/L	lbs	NA	NA	NA

EPA I.D. NUMBER (copy from Item 1 of Form 1)	OUTFALL NUMBER
NM0890010515	03A048

CONTINUED FROM PAGE V-8

1. POLLUTANT AND CAS NUMBER (if available)	2. MARK "X"			3. EFFLUENT							4. UNITS		5. INTAKE (optional)		
	a. TESTING REQUIRED	b. BELIEVED PRESENT	c. BELIEVED ABSENT	a. MAXIMUM DAILY VALUE		b. MAXIMUM 30 DAY VALUE (if available)		c. LONG TERM AVRG. VALUE (if available)		d. NO. OF ANALYSES	a. CONCENTRATION	b. MASS	a. LONG TERM AVERAGE VALUE		b. NO. OF ANALYSES
				(1) CONCENTRATION	(2) MASS	(1) CONCENTRATION	(2) MASS	(1) CONCENTRATION	(2) MASS				(1) CONCENTRATION	(2) MASS	
	GC/MS FRACTION – PESTICIDES (continued)														
17P. Heptachlor Epoxide (1024-57-3)			X	<0.007	<1e-05	(G)				1	ug/L	lbs	NA	NA	NA
18P. PCB-1242 (53469-21-9)			X	<0.0354	<5e-05	(G)				1	ug/L	lbs	NA	NA	NA
19P. PCB-1254 (11097-69-1)			X	<0.0354	<5e-05	(G)				1	ug/L	lbs	NA	NA	NA
20P. PCB-1221 (11104-28-2)			X	<0.0354	<5e-05	(G)				1	ug/L	lbs	NA	NA	NA
21P. PCB-1232 (11141-16-5)			X	<0.0354	<5e-05	(G)				1	ug/L	lbs	NA	NA	NA
22P. PCB-1248 (12672-29-6)			X	<0.0354	<5e-05	(G)				1	ug/L	lbs	NA	NA	NA
23P. PCB-1260 (11096-82-5)			X	<0.0354	<5e-05	(G)				1	ug/L	lbs	NA	NA	NA
24P. PCB-1016 (12674-11-2)			X	<0.0354	<5e-05	(G)				1	ug/L	lbs	NA	NA	NA
25P. Toxaphene (8001-35-2)			X	<0.158	<2e-04	(G)				1	ug/L	lbs	NA	NA	NA

EPA Form 3510-2C (8-90)

PAGE V-9

2019 NPDES Permit Reapplication - Footnotes for the Form 2C OUTFALL - 03A048

A	Calculated using data collected between October 2017 and September 2018.
B	Summer (June, July, August) and Winter (December, January, February) temperatures were determined using data collected between October 2017 and September 2018.
C	The pH values provided were determined using data collected between October 2014 and
D	Value provided was estimated by the analytical laboratory.
E	The analytical result provided is less than the Method Detection Limit (MDL) and there is not an approved EPA Region 6 Method Quantification Limit (MQL). The value provided is the MDL.
F	Preparation or preservation holding time was exceeded and the value provided has been estimated by the laboratory.
G	The analytical result provided is less than the MDL and the EPA Region 6 approved MQL. The value provided is the MDL.
H	The analytical result provided is less than the MDL, however, the MDL used was greater than the EPA Region 6 approved MQL. The value provided is the MDL.
I	The analytical result provided is greater than the MDL but is below the EPA Region 6 MQL.
J	The EPA has remanded this parameter. See 40 CFR Part 122, Appendix D.
K	The E. Coli result is provided as an indicator for Fecal Coliform.
L	Result is for cis- and trans-1,3 dichloropropylene.
M	The result provided is for diphenylamine due to similar mass spectra and decomposition of N-nitrosodiphenylamine in the gas chromatograph injection port to nitric oxide and diphenylamine (thus it is measured as diphenylamine).
N	The analytical data collected for the 2019 permit application indicates that the pollutant was not detected in the discharge to the outfall. The pollutant is marked as "believed present" because it was either detected or marked as "believed present" in the previous permit application submitted in 2012.
O	Identified as a potential pollutant from one of the sources discharging to the outfall.

EPA I.D. NUMBER (copy from Item 1 of Form 1)
NM0890010515

Form Approved.
OMB No. 2040-0086.
Approval expires 3-31-98.

Please print or type in the unshaded areas only.

FORM 2C NPDES		U.S. ENVIRONMENTAL PROTECTION AGENCY APPLICATION FOR PERMIT TO DISCHARGE WASTEWATER EXISTING MANUFACTURING, COMMERCIAL, MINING AND SILVICULTURE OPERATIONS <i>Consolidated Permits Program</i>
------------------------------	---	--

I. OUTFALL LOCATION

For each outfall, list the latitude and longitude of its location to the nearest 15 seconds and the name of the receiving water.

A. OUTFALL NUMBER (list)	B. LATITUDE			C. LONGITUDE			D. RECEIVING WATER (name)
	1. DEG.	2. MIN.	3. SEC.	1. DEG.	2. MIN.	3. SEC.	
03A113	35.00	52.00	3.00	106.00	15.00	43.00	Ephemeral Reach of Sandia Canyon
							Water Quality Segment 20.6.4.128 NMAC

II. FLOWS, SOURCES OF POLLUTION, AND TREATMENT TECHNOLOGIES

A. Attach a line drawing showing the water flow through the facility. Indicate sources of intake water, operations contributing wastewater to the effluent, and treatment units labeled to correspond to the more detailed descriptions in Item B. Construct a water balance on the line drawing by showing average flows between intakes, operations, treatment units, and outfalls. If a water balance cannot be determined (e.g., for certain mining activities), provide a pictorial description of the nature and amount of any sources of water and any collection or treatment measures.

B. For each outfall, provide a description of: (1) All operations contributing wastewater to the effluent, including process wastewater, sanitary wastewater, cooling water, and storm water runoff; (2) The average flow contributed by each operation; and (3) The treatment received by the wastewater. Continue on additional sheets if necessary.

1. OUTFALL NO. (list)	2. OPERATION(S) CONTRIBUTING FLOW		3. TREATMENT		
	a. OPERATION (list)	b. AVERAGE FLOW (include units)	a. DESCRIPTION	b. LIST CODES FROM TABLE 2C-1	
03A113	TA-53-592 Cooling Tower	2,576 GPD	Disinfection (other)	2	H
	- Treated Cooling Tower Blowdown		Dechlorination	2	E
			Reduction	2	L
03A113	Storm Water	16,763 GPD	NA	NA	NA

OFFICIAL USE ONLY (effluent guidelines sub-categories)

C. Except for storm runoff, leaks, or spills, are any of the discharges described in Items II-A or B intermittent or seasonal?

YES (complete the following table)

NO (go to Section III)

1. OUTFALL NUMBER (list)	2. OPERATION(S) CONTRIBUTING FLOW (list)	3. FREQUENCY		4. FLOW				
		a. DAYS PER WEEK (specify average)	b. MONTHS PER YEAR (specify average)	a. FLOW RATE (in mgd)		B. TOTAL VOLUME (specify with units)		C. DURATION (in days)
				1. LONG TERM AVERAGE	2. MAXIMUM DAILY	1. LONG TERM AVERAGE	2. MAXIMUM DAILY	
03A113	TA-53-592 Cooling Tower - Treated Cooling Tower Blowdown	7.0	12.0	0.001576 MGD	0.01459 MGD	1,576 GALLONS	14,590 GALLONS	365
	Storm Water	0.9	1.6	0.016763 MGD	0.13678 MGD	16,763 GALLONS	136,678 GALLONS	49

III. PRODUCTION

A. Does an effluent guideline limitation promulgated by EPA under Section 304 of the Clean Water Act apply to your facility?

YES (complete Item III-B)

NO (go to Section IV)

B. Are the limitations in the applicable effluent guideline expressed in terms of production (or other measure of operation)?

YES (complete Item III-C)

NO (go to Section IV)

C. If you answered "yes" to Item III-B, list the quantity which represents an actual measurement of your level of production, expressed in the terms and units used in the applicable effluent guideline, and indicate the affected outfalls.

1. AVERAGE DAILY PRODUCTION			2. AFFECTED OUTFALLS (list outfall numbers)
a. QUANTITY PER DAY	b. UNITS OF MEASURE	c. OPERATION, PRODUCT, MATERIAL, ETC. (specify)	
NA	NA	NA	NA

IV. IMPROVEMENTS

A. Are you now required by any Federal, State or local authority to meet any implementation schedule for the construction, upgrading or operations of wastewater treatment equipment or practices or any other environmental programs which may affect the discharges described in this application? This includes, but is not limited to, permit conditions, administrative or enforcement orders, enforcement compliance schedule letters, stipulations, court orders, and grant or loan conditions.

YES (complete the following table)

NO (go to Item IV-B)

1. IDENTIFICATION OF CONDITION, AGREEMENT, ETC.	2. AFFECTED OUTFALLS		3. BRIEF DESCRIPTION OF PROJECT	4. FINAL COMPLIANCE DATE	
	a. NO.	b. SOURCE OF DISCHARGE		a. REQUIRED	b. PROJECTED
NA	NA	NA	NA	NA	NA

B. OPTIONAL: You may attach additional sheets describing any additional water pollution control programs (or other environmental projects which may affect your discharges) you now have underway or which you plan. Indicate whether each program is now underway or planned, and indicate your actual or planned schedules for construction.

MARK "X" IF DESCRIPTION OF ADDITIONAL CONTROL PROGRAMS IS ATTACHED

EPA I.D. NUMBER (copy from Item 1 of Form 1)
NM0890010515

CONTINUED FROM PAGE 2

V. INTAKE AND EFFLUENT CHARACTERISTICS

A, B, & C: See instructions before proceeding – Complete one set of tables for each outfall – Annotate the outfall number in the space provided.

NOTE: Tables V-A, V-B, and V-C are included on separate sheets numbered V-1 through V-9.

D. Use the space below to list any of the pollutants listed in Table 2c-3 of the instructions, which you know or have reason to believe is discharged or may be discharged from any outfall. For every pollutant you list, briefly describe the reasons you believe it to be present and report any analytical data in your possession.

1. POLLUTANT	2. SOURCE	1. POLLUTANT	2. SOURCE
NA	NA	NA	NA

VI. POTENTIAL DISCHARGES NOT COVERED BY ANALYSIS

Is any pollutant listed in Item V-C a substance or a component of a substance which you currently use or manufacture as an intermediate or final product or byproduct?

YES (list all such pollutants below)

NO (go to Item VI-B)

NA

VII. BIOLOGICAL TOXICITY TESTING DATA

Do you have any knowledge or reason to believe that any biological test for acute or chronic toxicity has been made on any of your discharges or on a receiving water in relation to your discharge within the last 3 years?

YES (identify the test(s) and describe their purposes below)

NO (go to Section VIII)

NA

VIII. CONTRACT ANALYSIS INFORMATION

Were any of the analyses reported in Item V performed by a contract laboratory or consulting firm?

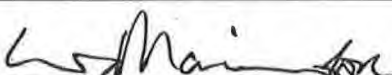
YES (list the name, address, and telephone number of, and pollutants analyzed by, each such laboratory or firm below)

NO (go to Section IX)

A. NAME	B. ADDRESS	C. TELEPHONE (area code & no.)	D. POLLUTANTS ANALYZED (list)
GEL Laboratories LLC	2040 Savage Road, Charleston SC 29407	(843)556-8171	VOC, SVOC, Pesticides, Metals, Radiochemistry, General Chemistry, BOD, TSS
Cape Fear Analytical LLC	3306 Kitty Hawk Road, Suite 120, Wilmington NC 28405	(910)795-0421	Dioxins and Furans
New Mexico Water Testing Laboratory Inc.	401 North Coronado Ave, Espanola, NM 87532	(505)929-4545	E-Coli

IX. CERTIFICATION

I certify under penalty of law that this document and all attachments were prepared under my direction or supervision in accordance with a system designed to assure that qualified personnel properly gather and evaluate the information submitted. Based on my inquiry of the person or persons who manage the system or those persons directly responsible for gathering the information, the information submitted is, to the best of my knowledge and belief, true, accurate, and complete. I am aware that there are significant penalties for submitting false information, including the possibility of fine and imprisonment for knowing violations.

A. NAME & OFFICIAL TITLE (type or print) Michael W. Hazen, Associate Laboratory Director ESHQSS	B. PHONE NO. (area code & no.) (505) 667-4218
C. SIGNATURE 	D. DATE SIGNED 3-20-19

CONTINUED FROM THE FRONT

VII. BIOLOGICAL TOXICITY TESTING DATA

Do you have any knowledge or reason to believe that any biological test for acute or chronic toxicity has been made on any of your discharges or on a receiving water in relation to your discharge within the last 3 years?

YES (identify the test(s) and describe their purposes below)

NO (go to Section VIII)

EXTRA PAGE FOR SIGNATURE ONLY

VIII. CONTRACT ANALYSIS INFORMATION

Were any of the analyses reported in Item V performed by a contract laboratory or consulting firm?


YES (list the name, address, and telephone number of, and pollutants analyzed by, each such laboratory or firm below)

NO (go to Section IX)

A. NAME	B. ADDRESS	C. TELEPHONE (area code & no.)	D. POLLUTANTS ANALYZED (list)

IX. CERTIFICATION

I certify under penalty of law that this document and all attachments were prepared under my direction or supervision in accordance with a system designed to assure that qualified personnel properly gather and evaluate the information submitted. Based on my inquiry of the person or persons who manage the system or those persons directly responsible for gathering the information, the information submitted is, to the best of my knowledge and belief, true, accurate, and complete. I am aware that there are significant penalties for submitting false information, including the possibility of fine and imprisonment for knowing violations.

A. NAME & OFFICIAL TITLE (type or print) William S. Goodrum, Manager Los Alamos Field Office	B. PHONE NO. (area code & no.) (505) 667-5105
C. SIGNATURE 	D. DATE SIGNED 3-25-19

PLEASE PRINT OR TYPE IN THE UNSHADED AREAS ONLY. You may report some or all of this information on separate sheets (use the same format) instead of completing these pages. SEE INSTRUCTIONS.

EPA I.D. NUMBER (copy from Item 1 of Form 1)
NM0890010515

V. INTAKE AND EFFLUENT CHARACTERISTICS (continued from page 3 of Form 2-C)		OUTFALL NO. 03A113
--	--	-----------------------

PART A – You must provide the results of at least one analysis for every pollutant in this table. Complete one table for each outfall. See instructions for additional details.

1. POLLUTANT	2. EFFLUENT						3. UNITS (specify if blank)			4. INTAKE (optional)		
	a. MAXIMUM DAILY VALUE		b. MAXIMUM 30 DAY VALUE (if available)		c. LONG TERM AVRG. VALUE (if available)		d. NO. OF ANALYSES	a. CONCENTRATION	b. MASS	a. LONG TERM AVERAGE VALUE		b. NO. OF ANALYSES
	(1) CONCENTRATION	(2) MASS	(1) CONCENTRATION	(2) MASS	(1) CONCENTRATION	(2) MASS				(1) CONCENTRATION	(2) MASS	
a. Biochemical Oxygen Demand (BOD)	1.53	0.186	(D)				1	mg/L	lbs	NA	NA	NA
b. Chemical Oxygen Demand (COD)	37.1	4.52					1	mg/L	lbs	NA	NA	NA
c. Total Organic Carbon (TOC)	2.55	0.31					1	mg/L	lbs	NA	NA	NA
d. Total Suspended Solids (TSS)	5.68	0.692	5.68	0.167	1.80	2.36e-2	16	mg/L	lbs	NA	NA	NA
e. Ammonia (as N)	<0.017	<2.1e-3	(E)				1	mg/L	lbs	NA	NA	NA
f. Flow	VALUE 0.01459 (A)		VALUE 0.0035 (A)		VALUE 0.001576 (A)		365	MGD	NA	VALUE NA		NA
g. Temperature (winter)	VALUE 16.3 (B)		VALUE 14.9 (B)		VALUE 13.4 (B)		12	°C		VALUE NA		NA
h. Temperature (summer)	VALUE 26.0 (B)		VALUE 23.8 (B)		VALUE 21.8 (B)		13	°C		VALUE NA		NA
i. pH	MINIMUM 6.7 (C)	MAXIMUM 8.7 (C)	MINIMUM 6.8 (C)	MAXIMUM 8.5 (C)			196	STANDARD UNITS				

PART B – Mark "X" in column 2-a for each pollutant you know or have reason to believe is present. Mark "X" in column 2-b for each pollutant you believe to be absent. If you mark column 2a for any pollutant which is limited either directly, or indirectly but expressly, in an effluent limitations guideline, you must provide the results of at least one analysis for that pollutant. For other pollutants for which you mark column 2a, you must provide quantitative data or an explanation of their presence in your discharge. Complete one table for each outfall. See the instructions for additional details and requirements.

1. POLLUTANT AND CAS NO. (if available)	2. MARK "X"		3. EFFLUENT						4. UNITS			5. INTAKE (optional)		
	a. BELIEVED PRESENT	b. BELIEVED ABSENT	a. MAXIMUM DAILY VALUE		b. MAXIMUM 30 DAY VALUE (if available)		c. LONG TERM AVRG. VALUE (if available)		d. NO. OF ANALYSES	a. CONCENTRATION	b. MASS	a. LONG TERM AVERAGE VALUE		b. NO. OF ANALYSES
			(1) CONCENTRATION	(2) MASS	(1) CONCENTRATION	(2) MASS	(1) CONCENTRATION	(2) MASS				(1) CONCENTRATION	(2) MASS	
a. Bromide (24959-67-9)	X		0.589	7.2e-02					1	mg/L	lbs	NA	NA	NA
b. Chlorine, Total Residual	X		0 (O)	0.0	0.0 (O)	0.0	0.0 (O)	0.0	201	mg/L	lbs	NA	NA	NA
c. Color	X		<5	NA	(E, N)				1	PCU	NA	NA	NA	NA
d. Fecal Coliform		X	<1	NA	(E, K)				1	#/100mL	NA	NA	NA	NA
e. Fluoride (16984-48-8)	X		0.84	1.0e-01					1	mg/L	lbs	NA	NA	NA
f. Nitrate-Nitrite (as N)	X		0.779	9.5e-02					1	mg/L	lbs	NA	NA	NA

1. POLLUTANT AND CAS NO. (if available)	2. MARK "X"		3. EFFLUENT						4. UNITS		5. INTAKE (optional)			
	a. BELIEVED PRESENT	b. BELIEVED ABSENT	a. MAXIMUM DAILY VALUE		b. MAXIMUM 30 DAY VALUE (if available)		c. LONG TERM AVRG. VALUE (if available)		d. NO. OF ANALYSES	a. CONCENTRATION	b. MASS	a. LONG TERM AVERAGE VALUE		b. NO. OF ANALYSES
			(1) CONCENTRATION	(2) MASS	(1) CONCENTRATION	(2) MASS	(1) CONCENTRATION	(2) MASS				(1) CONCENTRATION	(2) MASS	
g. Nitrogen, Total Organic (as N)	X		0.249	3.0e-02					1	mg/L	lbs	NA	NA	NA
h. Oil and Grease		X	<1.44	NA	(E)				1	mg/L	lbs	NA	NA	NA
i. Phosphorus (as P), Total (7723-14-0)	X		0.302	3.7e-02	0.302	8.89e-3	0.122	1.61e-3	16	mg/L	lbs	NA	NA	NA
j. Radioactivity														
(1) Alpha, Total	X		2.95	NA					1	pCi/L	NA	NA	NA	NA
(2) Beta, Total	X		6.66	NA					1	pCi/L	NA	NA	NA	NA
(3) Radium, Total		X	<0.0833	NA	(E)				1	pCi/L	NA	NA	NA	NA
(4) Radium 226, Total		X	<-0.0737	NA	(E)				1	pCi/L	NA	NA	NA	NA
k. Sulfate (as SO ₄) (14808-79-8)	X		220	26.8					1	mg/L	lbs	NA	NA	NA
l. Sulfide (as S)		X	<0.033	<4e-03	(E)				1	mg/L	lbs	NA	NA	NA
m. Sulfite (as SO ₃) (14265-45-3)	X		74.7	9.1	(O)				1	mg/L	lbs	NA	NA	NA
n. Surfactants		X	<0.017	<2.1e-3	(E)				1	mg/L	lbs	NA	NA	NA
o. Aluminum, Total (7429-90-5)	X		<19.30	<2.4e-3	(H,N)				1	ug/L	lbs	NA	NA	NA
p. Barium, Total (7440-39-3)	X		60.3	7.3e-03	(I)				1	ug/L	lbs	NA	NA	NA
q. Boron, Total (7440-42-8)	X		49.3	6.0e-03	(I)				1	ug/L	lbs	NA	NA	NA
r. Cobalt, Total (7440-48-4)		X	<0.3	<4e-05	(G)				1	ug/L	lbs	NA	NA	NA
s. Iron, Total (7439-89-6)	X		<33	<4.0e-3	(E,N)				1	ug/L	lbs	NA	NA	NA
t. Magnesium, Total (7439-95-4)	X		7680	0.935					1	ug/L	lbs	NA	NA	NA
u. Molybdenum, Total (7439-98-7)	X		2.02	2.5e-04					1	ug/L	lbs	NA	NA	NA
v. Manganese, Total (7439-96-5)	X		2.4	2.9e-04	(D)				1	ug/L	lbs	NA	NA	NA
w. Tin, Total (7440-31-5)		X	<1	<1.2e-4	(E)				1	ug/L	lbs	NA	NA	NA
x. Titanium, Total (7440-32-6)	X		<2	<2.4e-4	(E,N)				1	ug/L	lbs	NA	NA	NA

EPA I.D. NUMBER (copy from Item 1 of Form 1)	OUTFALL NUMBER
NM0890010515	03A113

CONTINUED FROM PAGE 3 OF FORM 2-C

PART C - If you are a primary industry and this outfall contains process wastewater, refer to Table 2c-2 in the instructions to determine which of the GC/MS fractions you must test for. Mark "X" in column 2-a for all such GC/MS fractions that apply to your industry and for ALL toxic metals, cyanides, and total phenols. If you are not required to mark column 2-a (secondary industries, nonprocess wastewater outfalls, and nonrequired GC/MS fractions), mark "X" in column 2-b for each pollutant you know or have reason to believe is present. Mark "X" in column 2-c for each pollutant you believe is absent. If you mark column 2a for any pollutant, you must provide the results of at least one analysis for that pollutant. If you mark column 2b for any pollutant, you must provide the results of at least one analysis for that pollutant if you know or have reason to believe it will be discharged in concentrations of 10 ppb or greater. If you mark column 2b for acrolein, acrylonitrile, 2,4 dinitrophenol, or 2-methyl-4, 6 dinitrophenol, you must provide the results of at least one analysis for each of these pollutants which you know or have reason to believe that you discharge in concentrations of 100 ppb or greater. Otherwise, for pollutants for which you mark column 2b, you must either submit at least one analysis or briefly describe the reasons the pollutant is expected to be discharged. Note that there are 7 pages to this part; please review each carefully. Complete one table (all 7 pages) for each outfall. See instructions for additional details and requirements.

1. POLLUTANT AND CAS NUMBER (if available)	2. MARK "X"			3. EFFLUENT						4. UNITS		5. INTAKE (optional)			
	a. TESTING REQUIRED	b. BELIEVED PRESENT	c. BELIEVED ABSENT	a. MAXIMUM DAILY VALUE		b. MAXIMUM 30 DAY VALUE (if available)		c. LONG TERM AVRG. VALUE (if available)		d. NO. OF ANALYSES	a. CONCENTRATION	b. MASS	a. LONG TERM AVERAGE VALUE		b. NO. OF ANALYSES
				(1) CONCENTRATION	(2) MASS	(1) CONCENTRATION	(2) MASS	(1) CONCENTRATION	(2) MASS				(1) CONCENTRATION	(2) MASS	
METALS, CYANIDE, AND TOTAL PHENOLS															
1M. Antimony, Total (7440-36-0)			X	<1	<1e-04	(G)				1	ug/L	lbs	NA	NA	NA
2M. Arsenic, Total (7440-38-2)		X		<2	<2e-04	(H, N)				1	ug/L	lbs	NA	NA	NA
3M. Beryllium, Total (7440-41-7)			X	<0.2	<2e-05	(G)				1	ug/L	lbs	NA	NA	NA
4M. Cadmium, Total (7440-43-9)			X	<0.3	<4e-05	(G)				1	ug/L	lbs	NA	NA	NA
5M. Chromium, Total (7440-47-3)		X		7.87	1e-03	(D, I)				1	ug/L	lbs	NA	NA	NA
6M. Copper, Total (7440-50-8)		X		10.4	1e-03					1	ug/L	lbs	NA	NA	NA
7M. Lead, Total (7439-92-1)		X		0.518	6e-05	(D)				1	ug/L	lbs	NA	NA	NA
8M. Mercury, Total (7439-97-6)		X		<0.067	<8e-06	(H, N)				1	ug/L	lbs	NA	NA	NA
9M. Nickel, Total (7440-02-0)		X		<0.6	<7e-05	(H, N)				1	ug/L	lbs	NA	NA	NA
10M. Selenium, Total (7782-49-2)			X	<2	<2e-04	(G)				1	ug/L	lbs	NA	NA	NA
11M. Silver, Total (7440-22-4)			X	<0.3	<4e-05	(G)				1	ug/L	lbs	NA	NA	NA
12M. Thallium, Total (7440-28-0)			X	<0.6	<7e-05	(H)				1	ug/L	lbs	NA	NA	NA
13M. Zinc, Total (7440-66-6)		X		<3.3	<4e-04	(G, N)				1	ug/L	lbs	NA	NA	NA
14M. Cyanide, Total (57-12-5)			X	<1.67	<2e-04	(G)				1	ug/L	lbs	NA	NA	NA
15M. Phenols, Total		X		6.31	8e-04					1	ug/L	lbs	NA	NA	NA
DIOXIN															
2,3,7,8-Tetrachlorodibenzo-P-Dioxin (1754-C1-8)				DESCRIBE RESULTS Analytical Result = <11.1> pg/L was less than the MDL. The MDL used was greater than the EPA MQL of 10 pg/L.											

1. POLLUTANT AND CAS NUMBER (if available)	2. MARK "X"			3. EFFLUENT						4. UNITS		5. INTAKE (optional)			
	a. TESTING REQUIRED	b. BELIEVED PRESENT	c. BELIEVED ABSENT	a. MAXIMUM DAILY VALUE		b. MAXIMUM 30 DAY VALUE (if available)		c. LONG TERM AVRG. VALUE (if available)		d. NO. OF ANALYSES	a. CONCENTRATION	b. MASS	a. LONG TERM AVERAGE VALUE		b. NO. OF ANALYSES
				(1) CONCENTRATION	(2) MASS	(1) CONCENTRATION	(2) MASS	(1) CONCENTRATION	(2) MASS				(1) CONCENTRATION	(2) MASS	
GC/MS FRACTION - VOLATILE COMPOUNDS															
1V. Accrolein (107-02-8)			X	<1.67	<2e-04	(G)				1	ug/L	lbs	NA	NA	NA
2V. Acrylonitrile (107-13-1)			X	<1.67	<2e-04	(G)				1	ug/L	lbs	NA	NA	NA
3V. Benzene (71-43-2)			X	<0.333	<4e-05	(G)				1	ug/L	lbs	NA	NA	NA
4V. Bis (Chloromethyl) Ether (542-88-1)						(J)									
5V. Bromoform (75-25-2)			X	<0.333	<4e-05	(G)				1	ug/L	lbs	NA	NA	NA
6V. Carbon Tetrachloride (56-23-5)			X	<0.333	<4e-05	(G)				1	ug/L	lbs	NA	NA	NA
7V. Chlorobenzene (108-90-7)			X	<0.333	<4e-05	(G)				1	ug/L	lbs	NA	NA	NA
8V. Chlorodibromomethane (124-48-1)			X	<0.333	<4e-05	(G)				1	ug/L	lbs	NA	NA	NA
9V. Chloroethane (75-00-3)			X	<0.333	<4e-05	(E)				1	ug/L	lbs	NA	NA	NA
10V. 2-Chloroethylvinyl Ether (110-75-8)			X	<1.67	<2e-04	(E)				1	ug/L	lbs	NA	NA	NA
11V. Chloroform (67-66-3)			X	<0.333	<4e-05	(E)				1	ug/L	lbs	NA	NA	NA
12V. Dichlorodibromomethane (75-27-4)			X	<0.333	<4e-05	(E)				1	ug/L	lbs	NA	NA	NA
13V. Dichlorodifluoromethane (75-71-8)						(J)									
14V. 1,1-Dichloroethane (75-34-3)			X	<0.333	<4e-05	(E)				1	ug/L	lbs	NA	NA	NA
15V. 1,2-Dichloroethane (107-06-2)			X	<0.333	<4e-05	(G)				1	ug/L	lbs	NA	NA	NA
16V. 1,1-Dichloroethylene (75-35-4)			X	<0.333	<4e-05	(G)				1	ug/L	lbs	NA	NA	NA
17V. 1,2-Dichloropropane (78-87-5)			X	<0.333	<4e-05	(G)				1	ug/L	lbs	NA	NA	NA
18V. 1,3-Dichloropropylene (542-75-6)			X	<0.333	<4e-05	(G, L)				1	ug/L	lbs	NA	NA	NA
19V. Ethylbenzene (100-41-4)			X	<0.333	<4e-05	(G)				1	ug/L	lbs	NA	NA	NA
20V. Methyl Bromide (74-83-9)			X	<0.337	<4e-05	(G)				1	ug/L	lbs	NA	NA	NA
21V. Methyl Chloride (74-87-3)			X	<0.333	<4e-05	(E)				1	ug/L	lbs	NA	NA	NA

1. POLLUTANT AND CAS NUMBER (if available)	2. MARK "X"			3. EFFLUENT						4. UNITS		5. INTAKE (optional)			
	a. TESTING REQUIRED	b. BELIEVED PRESENT	c. BELIEVED ABSENT	a. MAXIMUM DAILY VALUE		b. MAXIMUM 30 DAY VALUE (if available)		c. LONG TERM AVRG. VALUE (if available)		d. NO. OF ANALYSES	a. CONCENTRATION	b. MASS	a. LONG TERM AVERAGE VALUE		b. NO. OF ANALYSES
				(1) CONCENTRATION	(2) MASS	(1) CONCENTRATION	(2) MASS	(1) CONCENTRATION	(2) MASS				(1) CONCENTRATION	(2) MASS	
GC/MS FRACTION – VOLATILE COMPOUNDS (continued)															
22V. Methylene Chloride (75-09-2)		X		<1.67	<2e-04	(G, N)				1	ug/L	lbs	NA	NA	NA
23V. 1,1,2,2-Tetrachloroethane (79-34-5)			X	<0.333	<4e-05	(G)				1	ug/L	lbs	NA	NA	NA
24V. Tetrachloroethylene (127-18-4)			X	<0.333	<4e-05	(G)				1	ug/L	lbs	NA	NA	NA
25V. Toluene (108-88-3)			X	<0.333	<4e-05	(G)				1	ug/L	lbs	NA	NA	NA
26V. 1,2-Trans-Dichloroethylene (156-60-5)			X	<0.333	<4e-05	(G)				1	ug/L	lbs	NA	NA	NA
27V. 1,1,1-Trichloroethane (71-55-6)			X	<0.333	<4e-05	(G)				1	ug/L	lbs	NA	NA	NA
28V. 1,1,2-Trichloroethane (79-00-5)			X	<0.333	<4e-05	(E)				1	ug/L	lbs	NA	NA	NA
29V. Trichloroethylene (79-01-6)			X	<0.333	<4e-05	(G)				1	ug/L	lbs	NA	NA	NA
30V. Trichlorofluoromethane (75-69-4)						(J)									
31V. Vinyl Chloride (75-01-4)			X	<0.333	<4e-05	(G)				1	ug/L	lbs	NA	NA	NA
GC/MS FRACTION – ACID COMPOUNDS															
1A. 2-Chlorophenol (95-67-8)			X	<3.13	<4e-04	(G)				1	ug/L	lbs	NA	NA	NA
2A. 2,4-Dichlorophenol (120-83-2)			X	<3.13	<4e-04	(G)				1	ug/L	lbs	NA	NA	NA
3A. 2,4-Dimethylphenol (105-67-9)			X	<3.13	<4e-04	(G)				1	ug/L	lbs	NA	NA	NA
4A. 4,6-Dinitro-O-Cresol (534-52-1)			X	<3.13	<4e-04	(G)				1	ug/L	lbs	NA	NA	NA
5A. 2,4-Dinitrophenol (51-28-5)			X	<5.21	<6e-04	(G)				1	ug/L	lbs	NA	NA	NA
6A. 2-Nitrophenol (88-75-5)			X	<3.13	<4e-04	(E)				1	ug/L	lbs	NA	NA	NA
7A. 4-Nitrophenol (100-02-7)			X	<3.13	<4e-04	(E)				1	ug/L	lbs	NA	NA	NA
8A. P-Chloro-M-Cresol (59-50-7)			X	<3.13	<4e-04	(E)				1	ug/L	lbs	NA	NA	NA
9A. Pentachlorophenol (87-86-5)			X	<3.13	<4e-04	(G)				1	ug/L	lbs	NA	NA	NA
10A. Phenol (108-95-2)			X	<3.13	<4e-04	(G)				1	ug/L	lbs	NA	NA	NA
11A. 2,4,6-Trichlorophenol (88-05-2)			X	<3.13	<4e-04	(G)				1	ug/L	lbs	NA	NA	NA

CONTINUED FROM THE FRONT

1. POLLUTANT AND CAS NUMBER (if available)	2. MARK "X"			3. EFFLUENT						4. UNITS		5. INTAKE (optional)			
	a. TESTING REQUIRED	b. BELIEVED PRESENT	c. BELIEVED ABSENT	a. MAXIMUM DAILY VALUE		b. MAXIMUM 30 DAY VALUE (if available)		c. LONG TERM AVRG. VALUE (if available)		d. NO. OF ANALYSES	a. CONCENTRATION	b. MASS	a. LONG TERM AVERAGE VALUE		b. NO. OF ANALYSES
				(1) CONCENTRATION	(2) MASS	(1) CONCENTRATION	(2) MASS	(1) CONCENTRATION	(2) MASS				(1) CONCENTRATION	(2) MASS	
	GC/MS FRACTION - BASE/NEUTRAL COMPOUNDS														
1B. Acenaphthene (83-32-9)			X	<0.313	<4e-05	(G)				1	ug/L	lbs	NA	NA	NA
2B. Acenaphthylene (208-96-8)			X	<0.313	<4e-05	(E)				1	ug/L	lbs	NA	NA	NA
3B. Anthracene (120-12-7)			X	<0.313	<4e-05	(G)				1	ug/L	lbs	NA	NA	Na
4B. Benzidine (92-87-5)			X	<4.06	<5e-04	(G)				1	ug/L	lbs	NA	NA	NA
5B. Benzo (a) Anthracene (56-55-3)			X	<0.313	<4e-05	(G)				1	ug/L	lbs	NA	NA	NA
6B. Benzo (a) Pyrene (50-32-8)			X	<0.313	<4e-05	(G)				1	ug/L	lbs	NA	NA	NA
7B. 3,4-Benzo-fluoranthene (205-99-2)			X	<0.313	<4e-5	(G)				1	ug/L	lbs	NA	NA	NA
8B. Benzo (ghi) Perylene (191-24-2)			X	<0.313	<4e-05	(E)				1	ug/L	lbs	NA	NA	NA
9B. Benzo (k) Fluoranthene (207-08-9)			X	<0.313	<4e-05	(G)				1	ug/L	lbs	NA	NA	NA
10B. Bis (2-Chloroethoxy) Methane (111-91-1)			X	<3.13	<4e-04	(E)				1	ug/L	lbs	NA	NA	NA
11B. Bis (2-Chloroethyl) Ether (111-44-4)			X	<3.13	<4e-04	(G)				1	ug/L	lbs	NA	NA	NA
12B. Bis (2-Chloroisopropyl) Ether (102-80-1)			X	<1.67	<2e-04	(G)				1	ug/L	lbs	NA	NA	NA
13B. Bis (2-Ethylhexyl) Phthalate (117-81-7)			X	<0.313	<4e-05	(G)				1	ug/L	lbs	NA	NA	NA
14B. 4-Bromophenyl Phenyl Ether (101-55-3)			X	<3.13	<4e-04	(E)				1	ug/L	lbs	NA	NA	NA
15B. Butyl Benzyl Phthalate (85-68-7)			X	<0.313	<4e-05	(G)				1	ug/L	lbs	NA	NA	NA
16B. 2-Chloronaphthalene (91-58-7)			X	<0.427	<5e-05	(G)				1	ug/L	lbs	NA	NA	NA
17B. 4-Chlorophenyl Phenyl Ether (7005-72-3)			X	<3.13	<4e-04	(E)				1	ug/L	lbs	NA	NA	NA
18B. Chrysene (218-01-9)			X	<0.313	<4e-05	(G)				1	ug/L	lbs	NA	NA	NA
19B. Dibenzo (a,h) Anthracene (53-70-3)			X	<0.313	<4e-05	(G)				1	ug/L	lbs	NA	NA	NA
20B. 1,2-Dichlorobenzene (95-50-1)			X	<0.333	<4e-05	(G)				1	ug/L	lbs	NA	NA	NA
21B. 1,3-Di-chlorobenzene (541-73-1)			X	<0.333	<4e-05	(G)				1	ug/L	lbs	NA	NA	NA

1. POLLUTANT AND CAS NUMBER <i>(if available)</i>	2. MARK "X"			3. EFFLUENT								4. UNITS		5. INTAKE <i>(optional)</i>		
	a. TESTING REQUIRED	b. BELIEVED PRESENT	c. BELIEVED ABSENT	a. MAXIMUM DAILY VALUE		b. MAXIMUM 30 DAY VALUE <i>(if available)</i>		c. LONG TERM AVRG. VALUE <i>(if available)</i>		d. NO. OF ANALYSES	a. CONCENTRATION	b. MASS	a. LONG TERM AVERAGE VALUE		b. NO. OF ANALYSES	
				(1) CONCENTRATION	(2) MASS	(1) CONCENTRATION	(2) MASS	(1) CONCENTRATION	(2) MASS				(1) CONCENTRATION	(2) MASS		
GC/MS FRACTION - BASE/NEUTRAL COMPOUNDS <i>(continued)</i>																
22B. 1,4-Dichlorobenzene (106-46-7)			X	<0.333	<4e-05	(G)				1	ug/L	lbs	NA	NA	NA	
23B. 3,3-Dichlorobenzidine (91-94-1)			X	<3.13	<4e-04	(G)				1	ug/L	lbs	NA	NA	NA	
24B. Diethyl Phthalate (84-66-2)			X	<0.313	<4e-05	(G)				1	ug/L	lbs	NA	NA	NA	
25B. Dimethyl Phthalate (131-11-3)			X	<0.313	<4e-05	(G)				1	ug/L	lbs	NA	NA	NA	
26B. Di-N-Butyl Phthalate (84-74-2)			X	<0.313	<4e-05	(G)				1	ug/L	lbs	NA	NA	NA	
27B. 2,4-Dinitrotoluene (121-14-2)			X	<3.13	<4e-04	(G)				1	ug/L	lbs	NA	NA	NA	
28B. 2,6-Dinitrotoluene (606-20-2)			X	<3.13	<4e-04	(E)				1	ug/L	lbs	NA	NA	NA	
29B. Di-N-Octyl Phthalate (117-84-0)			X	<0.313	<4e-05	(E)				1	ug/L	lbs	NA	NA	NA	
30B. 1,2-Diphenylhydrazine (as Azobenzene) (122-66-7)			X	<3.13	4e-04	(G)				1	ug/L	lbs	NA	NA	NA	
31B. Fluoranthene (206-44-0)			X	<0.313	<4e-05	(G)				1	ug/L	lbs	NA	NA	NA	
32B. Fluorene (86-73-7)			X	<0.313	<4e-05	(G)				1	ug/L	lbs	NA	NA	NA	
33B. Hexachlorobenzene (118-74-1)			X	<3.13	<4e-04	(G)				1	ug/L	lbs	NA	NA	NA	
34B. Hexachlorobutadiene (87-68-3)			X	<3.13	<4e-04	(G)				1	ug/L	lbs	NA	NA	NA	
35B. Hexachlorocyclopentadiene (77-47-4)			X	<3.13	<4e-04	(G)				1	ug/L	lbs	NA	NA	NA	
36B. Hexachloroethane (67-72-1)			X	<3.13	<4e-04	(G)				1	ug/L	lbs	NA	NA	NA	
37B. Indeno (1,2,3-cd) Pyrene (193-39-5)			X	<0.313	<4e-05	(G)				1	ug/L	lbs	NA	NA	NA	
38B. Isophorone (78-59-1)			X	<3.65	<4e-04	(G)				1	ug/L	lbs	NA	NA	NA	
39B. Naphthalene (91-20-3)			X	<0.313	<4e-05	(E)				1	ug/L	lbs	NA	NA	NA	
40B. Nitrobenzene (98-95-3)			X	<3.13	<4e-04	(G)				1	ug/L	lbs	NA	NA	NA	
41B. N-Nitrosodimethylamine (62-75-9)			X	<3.13	<4e-04	(G)				1	ug/L	lbs	NA	NA	NA	
42B. N-Nitrosodi-N-Propylamine (621-64-7)			X	<3.13	<4e-04	(G)				1	ug/L	lbs	NA	NA	NA	

CONTINUED FROM THE FRONT

1. POLLUTANT AND CAS NUMBER (if available)	2. MARK "X"			3. EFFLUENT						4. UNITS		5. INTAKE (optional)			
	a. TESTING REQUIRED	b. BELIEVED PRESENT	c. BELIEVED ABSENT	a. MAXIMUM DAILY VALUE		b. MAXIMUM 30 DAY VALUE (if available)		c. LONG TERM AVRG. VALUE (if available)		d. NO. OF ANALYSES	a. CONCEN- TRATION	b. MASS	a. LONG TERM AVERAGE VALUE		b. NO. OF ANALYSES
				(1) CONCENTRATION	(2) MASS	(1) CONCENTRATION	(2) MASS	(1) CONCENTRATION	(2) MASS				(1) CONCENTRATION	(2) MASS	
	GC/MS FRACTION – BASE/NEUTRAL COMPOUNDS (continued)														
43B. N-Nitro- sodiphenylamine (86-30-6)			X	<3.13	<4e-04	(G, M)				1	ug/L	lbs	NA	NA	NA
44B. Phenanthrene (85-01-8)			X	<0.313	<4e-05	(E)				1	ug/L	lbs	NA	NA	NA
45B. Pyrene (129-00-0)			X	<0.313	<4e-05	(G)				1	ug/L	lbs	NA	NA	NA
46B. 1,2,4-Trichlorobenzene (120-82-1)			X	<3.13	<4e-05	(G)				1	ug/L	lbs	NA	NA	NA
GC/MS FRACTION – PESTICIDES															
1P. Aldrin (309-00-2)			X	<0.0068	<8e-07	(G)				1	ug/L	lbs	NA	NA	NA
2P. α-BHC (319-84-6)			X	<0.0068	<8e-07	(G)				1	ug/L	lbs	NA	NA	NA
3P. β-BHC (319-85-7)			X	<0.0068	<8e-07	(G)				1	ug/L	lbs	NA	NA	NA
4P. γ-BHC (58-89-9)			X	<0.0068	<8e-07	(G)				1	ug/L	lbs	NA	NA	NA
5P. δ-BHC (319-86-8)			X	<0.0068	<8e-07	(E)				1	ug/L	lbs	NA	NA	NA
6P. Chlordane (57-74-9)			X	<0.0781	<1e-05	(G)				1	ug/L	lbs	NA	NA	NA
7P. 4,4'-DDT (50-29-3)			X	<0.0102	<1e-06	(G)				1	ug/L	lbs	NA	NA	NA
8P. 4,4'-DDE (72-55-9)			X	<0.0102	<1e-06	(G)				1	ug/L	lbs	NA	NA	NA
9P. 4,4'-DDD (72-54-8)			X	<0.0102	<1e-06	(G)				1	ug/L	lbs	NA	NA	NA
10P. Dieldrin (60-57-1)			X	<0.0102	<1e-06	(G)				1	ug/L	lbs	NA	NA	NA
11P. α-Endosulfan (115-29-7)			X	<0.0068	<8e-07	(G)				1	ug/L	lbs	NA	NA	NA
12P. β-Endosulfan (115-29-7)			X	<0.0102	<1e-06	(G)				1	ug/L	lbs	NA	NA	NA
13P. Endosulfan Sulfate (1031-07-8)			X	<0.0102	<1e-06	(G)				1	ug/L	lbs	NA	NA	NA
14P. Endrin (72-20-8)			X	<0.0102	<1e-06	(G)				1	ug/L	lbs	NA	NA	NA
15P. Endrin Aldehyde (7421-93-4)			X	<0.0068	<8e-07	(G)				1	ug/L	lbs	NA	NA	NA
16P. Heptachlor (76-44-8)			X	<0.0068	<8e-07	(G)				1	ug/L	lbs	NA	NA	NA

EPA I.D. NUMBER (copy from Item 1 of Form 1)	OUTFALL NUMBER
NM0890010515	03A113

CONTINUED FROM PAGE V-8

1. POLLUTANT AND CAS NUMBER (if available)	2. MARK "X"			3. EFFLUENT						4. UNITS		5. INTAKE (optional)			
	a. TESTING REQUIRED	b. BELIEVED PRESENT	c. BELIEVED ABSENT	a. MAXIMUM DAILY VALUE		b. MAXIMUM 30 DAY VALUE (if available)		c. LONG TERM AVRG. VALUE (if available)		d. NO. OF ANALYSES	a. CONCEN- TRATION	b. MASS	a. LONG TERM AVERAGE VALUE		b. NO. OF ANALYSES
				(1) CONCENTRATION	(2) MASS	(1) CONCENTRATION	(2) MASS	(1) CONCENTRATION	(2) MASS				(1) CONCENTRATION	(2) MASS	
GC/MS FRACTION – PESTICIDES (continued)															
17P. Heptachlor Epoxide (1024-57-3)			X	<0.0068	<8e-07	(G)				1	ug/L	lbs	NA	NA	NA
18P. PCB-1242 (53469-21-9)			X	<0.0354	<4e-06	(G)				1	ug/L	lbs	NA	NA	NA
19P. PCB-1254 (11097-69-1)			X	<0.0354	<4e-06	(G)				1	ug/L	lbs	NA	NA	NA
20P. PCB-1221 (11104-28-2)			X	<0.0354	<4e-06	(G)				1	ug/L	lbs	NA	NA	NA
21P. PCB-1232 (11141-16-5)			X	<0.0354	<4e-06	(G)				1	ug/L	lbs	NA	NA	NA
22P. PCB-1248 (12672-29-6)			X	<0.0354	<4e-06	(G)				1	ug/L	lbs	NA	NA	NA
23P. PCB-1260 (11096-82-5)			X	<0.0354	<4e-06	(G)				1	ug/L	lbs	NA	NA	NA
24P. PCB-1016 (12674-11-2)			X	<0.0354	<4e-06	(G)				1	ug/L	lbs	NA	NA	NA
25P. Toxaphene (8001-35-2)			X	<0.153	<2e-05	(G)				1	ug/L	lbs	NA	NA	NA

EPA Form 3510-2C (8-90)

PAGE V-9

2019 NPDES Permit Reapplication - Footnotes for the Form 2C OUTFALL - 03A113

A	Calculated using data collected between October 2017 and September 2018.
B	Summer (June, July, August) and Winter (December, January, February) temperatures were determined using data collected between October 2017 and September 2018.
C	The pH values provided were determined using data collected between October 2014 and September 2018.
D	Value provided was estimated by the analytical laboratory.
E	The analytical result provided is less than the Method Detection Limit (MDL) and there is not an approved EPA Region 6 Method Quantification Limit (MQL). The value provided is the MDL.
F	Preparation or preservation holding time was exceeded and the value provided has been estimated by the laboratory.
G	The analytical result provided is less than the MDL and the EPA Region 6 approved MQL. The value provided is the MDL.
H	The analytical result provided is less than the MDL, however, the MDL used was greater than the EPA Region 6 approved MQL. The value provided is the MDL.
I	The analytical result provided is greater than the MDL but is below the EPA Region 6 MQL.
J	The EPA has remanded this parameter. See 40 CFR Part 122, Appendix D.
K	The E. Coli result is provided as an indicator for Fecal Coliform.
L	Result is for cis- and trans-1,3 dichloropropylene.
M	The result provided is for diphenylamine due to similar mass spectra and decomposition of N-nitrosodiphenylamine in the gas chromatograph injection port to nitric oxide and diphenylamine (thus it is measured as diphenylamine).
N	The analytical data collected for the 2019 permit application indicates that the pollutant was not detected in the discharge to the outfall. The pollutant is marked as "believed present" because it was either detected or marked as "believed present" in the previous permit application submitted in 2012.
O	Identified as a potential pollutant from one of the sources discharging to the outfall.

EPA I.D. NUMBER (copy from Item 1 of Form 1)

NM0890010515

Form Approved.
OMB No. 2040-0086.
Approval expires 3-31-98.

Please print or type in the unshaded areas only.

FORM 2C NPDES		U.S. ENVIRONMENTAL PROTECTION AGENCY APPLICATION FOR PERMIT TO DISCHARGE WASTEWATER EXISTING MANUFACTURING, COMMERCIAL, MINING AND SILVICULTURE OPERATIONS <i>Consolidated Permits Program</i>
------------------------------	--	--

I. OUTFALL LOCATION

For each outfall, list the latitude and longitude of its location to the nearest 15 seconds and the name of the receiving water.

A. OUTFALL NUMBER <i>(list)</i>	B. LATITUDE			C. LONGITUDE			D. RECEIVING WATER <i>(name)</i>
	1. DEG.	2. MIN.	3. SEC.	1. DEG.	2. MIN.	3. SEC.	
03A160	35.00	51.00	47.00	106.00	17.00	49.00	Ten Site Canyon, Tributary to Mortandad Canyon Water Quality Segment 20.6.4.128 NMAC

II. FLOWS, SOURCES OF POLLUTION, AND TREATMENT TECHNOLOGIES

A. Attach a line drawing showing the water flow through the facility. Indicate sources of intake water, operations contributing wastewater to the effluent, and treatment units labeled to correspond to the more detailed descriptions in Item B. Construct a water balance on the line drawing by showing average flows between intakes, operations, treatment units, and outfalls. If a water balance cannot be determined (e.g., for certain mining activities), provide a pictorial description of the nature and amount of any sources of water and any collection or treatment measures.

B. For each outfall, provide a description of: (1) All operations contributing wastewater to the effluent, including process wastewater, sanitary wastewater, cooling water, and storm water runoff; (2) The average flow contributed by each operation; and (3) The treatment received by the wastewater. Continue on additional sheets if necessary.

1. OUTFALL NO. <i>(list)</i>	2. OPERATION(S) CONTRIBUTING FLOW		3. TREATMENT		
	a. OPERATION <i>(list)</i>	b. AVERAGE FLOW <i>(include units)</i>	a. DESCRIPTION		b. LIST CODES FROM TABLE 2C-1
03A160	National High Magnetic Field	2,567 GPD	Dechlorination		2 E
	Laboratory (NRMFL) Cooling Towers				
	- Treated Cooling Tower Blowdown				

OFFICIAL USE ONLY *(effluent guidelines sub-categories)*

C. Except for storm runoff, leaks, or spills, are any of the discharges described in Items II-A or B intermittent or seasonal?

YES (complete the following table)

NO (go to Section III)

1. OUTFALL NUMBER (list)	2. OPERATION(S) CONTRIBUTING FLOW (list)	3. FREQUENCY		4. FLOW				C. DURATION (in days)
		a. DAYS PER WEEK (specify average)	b. MONTHS PER YEAR (specify average)	a. FLOW RATE (in mgd)		B. TOTAL VOLUME (specify with units)		
				1. LONG TERM AVERAGE	2. MAXIMUM DAILY	1. LONG TERM AVERAGE	2. MAXIMUM DAILY	
03A160	National High Magnetic Field Laboratory (NHMFL) Cooling Towers - Treated Cooling Tower Blowdown	2	7	0.002567 MGD	0.00647 MGD	2,567 GALLONS	6,470 GALLONS	87

III. PRODUCTION

A. Does an effluent guideline limitation promulgated by EPA under Section 304 of the Clean Water Act apply to your facility?

YES (complete Item III-B)

NO (go to Section IV)

B. Are the limitations in the applicable effluent guideline expressed in terms of production (or other measure of operation)?

YES (complete Item III-C)

NO (go to Section IV)

C. If you answered "yes" to Item III-B, list the quantity which represents an actual measurement of your level of production, expressed in the terms and units used in the applicable effluent guideline, and indicate the affected outfalls.

1. AVERAGE DAILY PRODUCTION			2. AFFECTED OUTFALLS (list outfall numbers)
a. QUANTITY PER DAY	b. UNITS OF MEASURE	c. OPERATION, PRODUCT, MATERIAL, ETC. (specify)	
NA	NA	NA	NA

IV. IMPROVEMENTS

A. Are you now required by any Federal, State or local authority to meet any implementation schedule for the construction, upgrading or operations of wastewater treatment equipment or practices or any other environmental programs which may affect the discharges described in this application? This includes, but is not limited to, permit conditions, administrative or enforcement orders, enforcement compliance schedule letters, stipulations, court orders, and grant or loan conditions.

YES (complete the following table)

NO (go to Item IV-B)

1. IDENTIFICATION OF CONDITION, AGREEMENT, ETC.	2. AFFECTED OUTFALLS		3. BRIEF DESCRIPTION OF PROJECT	4. FINAL COMPLIANCE DATE	
	a. NO.	b. SOURCE OF DISCHARGE		a. REQUIRED	b. PROJECTED
NA	NA	NA	NA	NA	NA

B. OPTIONAL: You may attach additional sheets describing any additional water pollution control programs (or other environmental projects which may affect your discharges) you now have underway or which you plan. Indicate whether each program is now underway or planned, and indicate your actual or planned schedules for construction.

MARK "X" IF DESCRIPTION OF ADDITIONAL CONTROL PROGRAMS IS ATTACHED

EPA I.D. NUMBER (copy from Item 1 of Form 1)
NM0890010515

CONTINUED FROM PAGE 2

V. INTAKE AND EFFLUENT CHARACTERISTICS

A, B, & C: See instructions before proceeding – Complete one set of tables for each outfall – Annotate the outfall number in the space provided.
NOTE: Tables V-A, V-B, and V-C are included on separate sheets numbered V-1 through V-9.

D. Use the space below to list any of the pollutants listed in Table 2c-3 of the instructions, which you know or have reason to believe is discharged or may be discharged from any outfall. For every pollutant you list, briefly describe the reasons you believe it to be present and report any analytical data in your possession.

1. POLLUTANT	2. SOURCE	1. POLLUTANT	2. SOURCE
NA	NA	NA	NA

VI. POTENTIAL DISCHARGES NOT COVERED BY ANALYSIS

Is any pollutant listed in Item V-C a substance or a component of a substance which you currently use or manufacture as an intermediate or final product or byproduct?
 YES (list all such pollutants below) NO (go to Item VI-B)

NA

VII. BIOLOGICAL TOXICITY TESTING DATA

Do you have any knowledge or reason to believe that any biological test for acute or chronic toxicity has been made on any of your discharges or on a receiving water in relation to your discharge within the last 3 years?

YES (identify the test(s) and describe their purposes below)

NO (go to Section VIII)

NA

VIII. CONTRACT ANALYSIS INFORMATION

Were any of the analyses reported in Item V performed by a contract laboratory or consulting firm?

YES (list the name, address, and telephone number of, and pollutants analyzed by, each such laboratory or firm below)

NO (go to Section IX)

A. NAME	B. ADDRESS	C. TELEPHONE (area code & no.)	D. POLLUTANTS ANALYZED (list)
GEL Laboratories LLC	2040 Savage Road, Charleston SC 29407	(843)556-8171	Biological Oxygen Demand, General Chemistry, Pesticides, Polychlorinated Biphenyls, Radiochemistry, Semi-Volatile Organic Compounds, Total Metals, Total Suspended Solids, Volatile Organic Compounds
Cape Fear Analytical LLC	3306 Kitty Hawk Road, Suite 120, Wilmington NC 28405	(910)795-0421	Dioxins
New Mexico Water Testing Laboratory Inc.	401 North Coronado Ave, Espanola, NM 87532	(505)929-4545	E-Coli
SWRI Southwest Research Institute	Division 01 6220 Culebra Rd San Antonio TX7838	(210) 522-3867	Arsenic, Selenium

IX. CERTIFICATION

I certify under penalty of law that this document and all attachments were prepared under my direction or supervision in accordance with a system designed to assure that qualified personnel properly gather and evaluate the information submitted. Based on my inquiry of the person or persons who manage the system or those persons directly responsible for gathering the information, the information submitted is, to the best of my knowledge and belief, true, accurate, and complete. I am aware that there are significant penalties for submitting false information, including the possibility of fine and imprisonment for knowing violations.

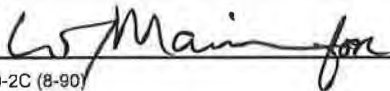
A. NAME & OFFICIAL TITLE (type or print)

Michael W. Hazen, Associate Laboratory Director ESHQSS

B. PHONE NO. (area code & no.)

(505) 667-4218

C. SIGNATURE



D. DATE SIGNED

3-20-19

CONTINUED FROM THE FRONT

VII. BIOLOGICAL TOXICITY TESTING DATA

Do you have any knowledge or reason to believe that any biological test for acute or chronic toxicity has been made on any of your discharges or on a receiving water in relation to your discharge within the last 3 years?

YES (identify the test(s) and describe their purposes below)

NO (go to Section VIII)

EXTRA PAGE FOR SIGNATURE ONLY

VIII. CONTRACT ANALYSIS INFORMATION

Were any of the analyses reported in Item V performed by a contract laboratory or consulting firm?


YES (list the name, address, and telephone number of, and pollutants analyzed by, each such laboratory or firm below)

NO (go to Section IX)

A. NAME	B. ADDRESS	C. TELEPHONE (area code & no.)	D. POLLUTANTS ANALYZED (list)

IX. CERTIFICATION

I certify under penalty of law that this document and all attachments were prepared under my direction or supervision in accordance with a system designed to assure that qualified personnel properly gather and evaluate the information submitted. Based on my inquiry of the person or persons who manage the system or those persons directly responsible for gathering the information, the information submitted is, to the best of my knowledge and belief, true, accurate, and complete. I am aware that there are significant penalties for submitting false information, including the possibility of fine and imprisonment for knowing violations.

A. NAME & OFFICIAL TITLE (type or print) William S. Goddard, Manager Los Alamos Field Office	B. PHONE NO. (area code & no.) (505) 667-5105
C. SIGNATURE 	D. DATE SIGNED 3-25-19

PLEASE PRINT OR TYPE IN THE UNSHADED AREAS ONLY. You may report some or all of this information on separate sheets (use the same format) instead of completing these pages. SEE INSTRUCTIONS.

EPA I.D. NUMBER (copy from Item 1 of Form 1)
NM0890010515

V. INTAKE AND EFFLUENT CHARACTERISTICS (continued from page 3 of Form 2-C)	OUTFALL NO. 03A160
--	-----------------------

PART A – You must provide the results of at least one analysis for every pollutant in this table. Complete one table for each outfall. See instructions for additional details.

1. POLLUTANT	2. EFFLUENT						3. UNITS (specify if blank)			4. INTAKE (optional)		
	a. MAXIMUM DAILY VALUE		b. MAXIMUM 30 DAY VALUE (if available)		c. LONG TERM AVRG. VALUE (if available)		d. NO. OF ANALYSES	a. CONCENTRATION	b. MASS	a. LONG TERM AVERAGE VALUE		b. NO. OF ANALYSES
	(1) CONCENTRATION	(2) MASS	(1) CONCENTRATION	(2) MASS	(1) CONCENTRATION	(2) MASS				(1) CONCENTRATION	(2) MASS	
a. Biochemical Oxygen Demand (BOD)	<1.0	<0.054	(D, F)				1	mg/L	lbs	NA	NA	NA
b. Chemical Oxygen Demand (COD)	7.3	0.394	(D, E)				1	mg/L	lbs	NA	NA	NA
c. Total Organic Carbon (TOC)	1.16	0.0626	(D)				1	mg/L	lbs	NA	NA	NA
d. Total Suspended Solids (TSS)	1.4	0.0756	1.4	0.0467	1.1	0.0236	14	mg/L	lbs	NA	NA	NA
e. Ammonia (as N)	0.0285	0.00154	(D, F)				1	mg/L	lbs	NA	NA	NA
f. Flow	VALUE 0.0065 (A)		VALUE 0.004 (A)		VALUE 0.0026 (A)		87	MGD	NA	VALUE NA		NA
g. Temperature (winter)	VALUE 20.4 (B)		VALUE 18.5 (B)		VALUE 16.9 (B)		11	°C		VALUE NA		NA
h. Temperature (summer)	VALUE 25.3 (B)		VALUE 23.9 (B)		VALUE 23.4 (B)		11	°C		VALUE NA		NA
i. pH	MINIMUM 7 (C)	MAXIMUM 8.8 (C)	MINIMUM 7.6 (C)	MAXIMUM 8.7 (C)			182	STANDARD UNITS				

PART B – Mark "X" in column 2-a for each pollutant you know or have reason to believe is present. Mark "X" in column 2-b for each pollutant you believe to be absent. If you mark column 2a for any pollutant which is limited either directly, or indirectly but expressly, in an effluent limitations guideline, you must provide the results of at least one analysis for that pollutant. For other pollutants for which you mark column 2a, you must provide quantitative data or an explanation of their presence in your discharge. Complete one table for each outfall. See the instructions for additional details and requirements.

1. POLLUTANT AND CAS NO. (if available)	2. MARK "X"		3. EFFLUENT						4. UNITS			5. INTAKE (optional)		
	a. BELIEVED PRESENT	b. BELIEVED ABSENT	a. MAXIMUM DAILY VALUE		b. MAXIMUM 30 DAY VALUE (if available)		c. LONG TERM AVRG. VALUE (if available)		d. NO. OF ANALYSES	a. CONCENTRATION	b. MASS	a. LONG TERM AVERAGE VALUE		b. NO. OF ANALYSES
			(1) CONCENTRATION	(2) MASS	(1) CONCENTRATION	(2) MASS	(1) CONCENTRATION	(2) MASS				(1) CONCENTRATION	(2) MASS	
a. Bromide (24959-67-9)	X		0.193	0.0104	(D, E)				1	mg/L	lbs	NA	NA	NA
b. Chlorine, Total Residual	X		0 (N)	0	0 (N)	0	0 (N)	0	48	mg/L	lbs	NA	NA	NA
c. Color	X		5	NA	(D, G)				1	PCU	NA	NA	NA	NA
d. Fecal Coliform		X	<1	NA	(D, F, K)				1	#/100mL	NA	NA	NA	NA
e. Fluoride (16984-48-8)	X		1.19	0.0643	(D)				1	mg/L	lbs	NA	NA	NA
f. Nitrate-Nitrite (as N)	X		4.51	0.244	(D)				1	mg/L	lbs	NA	NA	NA

1. POLLUTANT AND CAS NO. (if available)	2. MARK "X"		3. EFFLUENT						4. UNITS		5. INTAKE (optional)			
	a. BELIEVED PRESENT	b. BELIEVED ABSENT	a. MAXIMUM DAILY VALUE		b. MAXIMUM 30 DAY VALUE (if available)		c. LONG TERM AVRG. VALUE (if available)		d. NO. OF ANALYSES	a. CONCENTRATION	b. MASS	a. LONG TERM AVERAGE VALUE		b. NO. OF ANALYSES
			(1) CONCENTRATION	(2) MASS	(1) CONCENTRATION	(2) MASS	(1) CONCENTRATION	(2) MASS				(1) CONCENTRATION	(2) MASS	
g. Nitrogen, Total Organic (as N)	X		0.035	0.00189	(D, E, F)				1	mg/L	lbs	NA	NA	NA
h. Oil and Grease	X		1.96	0.106	(D, E)				1	mg/L	lbs	NA	NA	NA
i. Phosphorus (as P), Total (7723-14-0)	X		3.1	0.167	3.1	0.103	0.3249	0.00696	14	mg/L	lbs	NA	NA	NA
j. Radioactivity														
(1) Alpha, Total		X	<0.96	NA	(D, F)				1	pCi/L	NA	NA	NA	NA
(2) Beta, Total	X		15.9	NA	(D)				1	pCi/L	NA	NA	NA	NA
(3) Radium, Total	X		<0.379	NA	(D)				1	pCi/L	NA	NA	NA	NA
(4) Radium 226, Total	X		1.03	NA	(D)				1	pCi/L	NA	NA	NA	NA
k. Sulfate (as SO ₄) (14808-79-8)	X		29.9	1.61	(D)				1	mg/L	lbs	NA	NA	NA
l. Sulfide (as S)		X	<0.03	<0.0016	(D, F)				1	mg/L	lbs	NA	NA	NA
m. Sulfite (as SO ₃) (14265-45-3)	X		0.04	0.00216	(D)				1	mg/L	lbs	NA	NA	NA
n. Surfactants	X		0.0495	0.00267	(D, E, G)				1	mg/L	lbs	NA	NA	NA
o. Aluminum, Total (7429-90-5)		X	0	0	0	0	0	0	4	ug/L	lbs	NA	NA	NA
p. Barium, Total (7440-39-3)	X		1.4	8E-05	(D)				1	ug/L	lbs	NA	NA	NA
q. Boron, Total (7440-42-8)	X		216	0.0117	(D)				1	ug/L	lbs	NA	NA	NA
r. Cobalt, Total (7440-48-4)		X	<1	<5e-05	(D, H)				1	ug/L	lbs	NA	NA	NA
s. Iron, Total (7439-89-6)	X		45.2	0.00244	(D)				1	ug/L	lbs	NA	NA	NA
t. Magnesium, Total (7439-95-4)	X		5810	0.314	(D)				1	ug/L	lbs	NA	NA	NA
u. Molybdenum, Total (7439-98-7)	X		15.5	8e-04	(D)				1	ug/L	lbs	NA	NA	NA
v. Manganese, Total (7439-96-5)		X	<2	<1e-04	(D, F)				1	ug/L	lbs	NA	NA	NA
w. Tin, Total (7440-31-5)		X	<2.5	<1e-04	(D, F)				1	ug/L	lbs	NA	NA	NA
x. Titanium, Total (7440-32-6)		X	<1	<5e-05	(D, F)				1	ug/L	lbs	NA	NA	NA

EPA I.D. NUMBER (copy from Item 1 of Form 1) NM0890010515	OUTFALL NUMBER 03A160
--	--------------------------

CONTINUED FROM PAGE 3 OF FORM 2-C

PART C - If you are a primary industry and this outfall contains process wastewater, refer to Table 2c-2 in the instructions to determine which of the GC/MS fractions you must test for. Mark "X" in column 2-a for all such GC/MS fractions that apply to your industry and for ALL toxic metals, cyanides, and total phenols. If you are not required to mark column 2-a (secondary industries, nonprocess wastewater outfalls, and nonrequired GC/MS fractions), mark "X" in column 2-b for each pollutant you know or have reason to believe is present. Mark "X" in column 2-c for each pollutant you believe is absent. If you mark column 2a for any pollutant, you must provide the results of at least one analysis for that pollutant. If you mark column 2b for any pollutant, you must provide the results of at least one analysis for that pollutant if you know or have reason to believe it will be discharged in concentrations of 10 ppb or greater. If you mark column 2b for acrolein, acrylonitrile, 2,4 dinitrophenol, or 2-methyl-4, 6 dinitrophenol, you must provide the results of at least one analysis for each of these pollutants which you know or have reason to believe that you discharge in concentrations of 100 ppb or greater. Otherwise, for pollutants for which you mark column 2b, you must either submit at least one analysis or briefly describe the reasons the pollutant is expected to be discharged. Note that there are 7 pages to this part, please review each carefully. Complete one table (all 7 pages) for each outfall. See instructions for additional details and requirements.

1. POLLUTANT AND CAS NUMBER (if available)	2. MARK "X"			3. EFFLUENT						4. UNITS		5. INTAKE (optional)			
	a. TESTING REQUIRED	b. BELIEVED PRESENT	c. BELIEVED ABSENT	a. MAXIMUM DAILY VALUE		b. MAXIMUM 30 DAY VALUE (if available)		c. LONG TERM AVRG. VALUE (if available)		d. NO. OF ANALYSES	a. CONCENTRATION	b. MASS	a. LONG TERM AVERAGE VALUE		b. NO. OF ANALYSES
				(1) CONCENTRATION	(2) MASS	(1) CONCENTRATION	(2) MASS	(1) CONCENTRATION	(2) MASS				(1) CONCENTRATION	(2) MASS	
METALS, CYANIDE, AND TOTAL PHENOLS															
1M. Antimony, Total (7440-36-0)			X	<3.5	<2e-04	(D, H)				1	ug/L	lbs	NA	NA	NA
2M. Arsenic, Total (7440-38-2)		X		2.59	0.0001	2.59	0.0863	2.25	0.048	4	ug/L	lbs	NA	NA	NA
3M. Beryllium, Total (7440-41-7)			X	<0.2	<1e-05	(D, H)				1	ug/L	lbs	NA	NA	NA
4M. Cadmium, Total (7440-43-9)			X	<1	<5e-05	(D, H)				1	ug/L	lbs	NA	NA	NA
5M. Chromium, Total (7440-47-3)		X		30.4	0.0016	(D)				1	ug/L	lbs	NA	NA	NA
6M. Copper, Total (7440-50-8)		X		7.48	0.0004	3.82	0.127	1.2	0.025	306	ug/L	lbs	NA	NA	NA
7M. Lead, Total (7439-92-1)		X		1.52	8e-05	(D)				1	ug/L	lbs	NA	NA	NA
8M. Mercury, Total (7439-97-6)			X	<0.66	<4e-06	(D, I)				1	ug/L	lbs	NA	NA	NA
9M. Nickel, Total (7440-02-0)		X		1.35	7e-05	(D)				1	ug/L	lbs	NA	NA	NA
10M. Selenium, Total (7782-49-2)		X		72.3	0.0039	(D)				1	ug/L	lbs	NA	NA	NA
11M. Silver, Total (7440-22-4)			X	<0.2	<1e-05	(D, H)				1	ug/L	lbs	NA	NA	NA
12M. Thallium, Total (7440-28-0)			X	<0.45	<2e-05	(D, H)				1	ug/L	lbs	NA	NA	NA
13M. Zinc, Total (7440-66-6)		X		4.4	2e-04	(D)				1	ug/L	lbs	NA	NA	NA
14M. Cyanide, Total (57-12-5)		X		21.8	1e-03	3.35	0.112	0.6366	0.014	46	ug/L	lbs	NA	NA	NA
15M. Phenols, Total		X		5	3e-04	(D, E)				1	ug/L	lbs	NA	NA	NA
DIOXIN															
2,3,7,8-Tetra-chlorodibenzo-P-Dioxin (1764-01-6)			X	DESCRIBE RESULTS The result of 10.6 pg/L was less than the MDL. However, the MDL was greater than the MQL of 10 pg/L. (D, I)											

1. POLLUTANT AND CAS NUMBER (if available)	2. MARK "X"			3. EFFLUENT						4. UNITS		5. INTAKE (optional)			
	a. TESTING REQUIRED	b. BELIEVED PRESENT	c. BELIEVED ABSENT	a. MAXIMUM DAILY VALUE		b. MAXIMUM 30 DAY VALUE (if available)		c. LONG TERM AVRG. VALUE (if available)		d. NO. OF ANALYSES	a. CONCENTRATION	b. MASS	a. LONG TERM AVERAGE VALUE		b. NO. OF ANALYSES
				(1) CONCENTRATION	(2) MASS	(1) CONCENTRATION	(2) MASS	(1) CONCENTRATION	(2) MASS				(1) CONCENTRATION	(2) MASS	
GC/MS FRACTION - VOLATILE COMPOUNDS															
1V. Accrolein (107-02-8)			X	<1.25	<7e-05	(D, H)				1	ug/L	lbs	NA	NA	NA
2V. Acrylonitrile (107-13-1)			X	<1.0	<5e-05	(D, H)				1	ug/L	lbs	NA	NA	NA
3V. Benzene (71-43-2)			X	<0.3	<2e-05	(D, H)				1	ug/L	lbs	NA	NA	NA
4V. Bis (Chloromethyl) Ether (542-88-1)						(J)									
5V. Bromoform (75-25-2)			X	<0.25	<1e-05	(D, H)				1	ug/L	lbs	NA	NA	NA
6V. Carbon Tetrachloride (56-23-5)			X	<0.3	<2e-05	(D, H)				1	ug/L	lbs	NA	NA	NA
7V. Chlorobenzene (108-90-7)			X	<0.25	<1e-05	(D, H)				1	ug/L	lbs	NA	NA	NA
8V. Chlorodibromomethane (124-48-1)			X	<0.3	<2e-05	(D, H)				1	ug/L	lbs	NA	NA	NA
9V. Chloroethane (75-00-3)			X	<0.3	<2e-05	(D, F)				1	ug/L	lbs	NA	NA	NA
10V. 2-Chloroethylvinyl Ether (110-75-8)			X	<1.5	<8e-05	(D, F)				1	ug/L	lbs	NA	NA	NA
11V. Chloroform (67-66-3)			X	<0.25	<1e-05	(D, F)				1	ug/L	lbs	NA	NA	NA
12V. Dichlorobromomethane (75-27-4)			X	<0.25	<1e-05	(D, F)				1	ug/L	lbs	NA	NA	NA
13V. Dichlorodifluoromethane (75-71-8)						(J)									
14V. 1,1-Dichloroethane (75-34-3)			X	<0.3	<2e-05	(D, F)				1	ug/L	lbs	NA	NA	NA
15V. 1,2-Dichloroethane (107-06-2)			X	<0.25	<1e-05	(D, H)				1	ug/L	lbs	NA	NA	NA
16V. 1,1-Dichloroethylene (75-35-4)			X	<0.3	<2e-05	(D, H)				1	ug/L	lbs	NA	NA	NA
17V. 1,2-Dichloropropane (78-87-5)			X	<0.25	<1e-05	(D, H)				1	ug/L	lbs	NA	NA	NA
18V. 1,3-Dichloropropylene (542-75-6)			X	<0.25	<1e-05	(D, H, L)				1	ug/L	lbs	NA	NA	NA
19V. Ethylbenzene (100-41-4)			X	<0.25	<1e-05	(D, H)				1	ug/L	lbs	NA	NA	NA
20V. Methyl Bromide (74-83-9)			X	<0.3	<2e-05	(D, H)				1	ug/L	lbs	NA	NA	NA
21V. Methyl Chloride (74-87-3)			X	<0.3	<2e-05	(D, F)				1	ug/L	lbs	NA	NA	NA

1. POLLUTANT AND CAS NUMBER (if available)	2. MARK "X"			3. EFFLUENT						4. UNITS		5. INTAKE (optional)			
	a. TESTING REQUIRED	b. BELIEVED PRESENT	c. BELIEVED ABSENT	a. MAXIMUM DAILY VALUE		b. MAXIMUM 30 DAY VALUE (if available)		c. LONG TERM AVRG. VALUE (if available)		d. NO. OF ANALYSES	a. CONCENTRATION	b. MASS	a. LONG TERM AVERAGE VALUE		b. NO. OF ANALYSES
				(1) CONCENTRATION	(2) MASS	(1) CONCENTRATION	(2) MASS	(1) CONCENTRATION	(2) MASS				(1) CONCENTRATION	(2) MASS	
GC/MS FRACTION – VOLATILE COMPOUNDS (continued)															
22V. Methylene Chloride (75-09-2)			X	<3	<2e-04	(D, H)				1	ug/L	lbs	NA	NA	NA
23V. 1,1,2,2-Tetrachloroethane (79-34-5)			X	<0.25	<1e-05	(D, H)				1	ug/L	lbs	NA	NA	NA
24V. Tetrachloroethylene (127-18-4)			X	<0.3	<2e-05	(D, H)				1	ug/L	lbs	NA	NA	NA
25V. Toluene (108-88-3)			X	<0.25	<1e-05	(D, H)				1	ug/L	lbs	NA	NA	NA
26V. 1,2-Trans-Dichloroethylene (156-60-5)			X	<0.3	<2e-05	(D, H)				1	ug/L	lbs	NA	NA	NA
27V. 1,1,1-Trichloroethane (71-55-6)			X	<0.325	<2e-05	(D, H)				1	ug/L	lbs	NA	NA	NA
28V. 1,1,2-Trichloroethane (78-00-5)			X	<0.25	<1e-05	(D, F)				1	ug/L	lbs	NA	NA	NA
29V. Trichloroethylene (79-01-6)			X	<0.25	<1e-05	(D, H)				1	ug/L	lbs	NA	NA	NA
30V. Trichlorofluoromethane (75-59-4)						(J)									
31V. Vinyl Chloride (75-01-4)			X	<0.5	<3e-05	(D, H)				1	ug/L	lbs	NA	NA	NA
GC/MS FRACTION – ACID COMPOUNDS															
1A. 2-Chlorophenol (95-57-8)			X	<2.0	<1e-04	(D, H)				1	ug/L	lbs	NA	NA	NA
2A. 2,4-Dichlorophenol (120-83-2)			X	<2.0	<1e-04	(D, H)				1	ug/L	lbs	NA	NA	NA
3A. 2,4-Dimethylphenol (105-67-9)			X	<2.0	<1e-04	(D, H)				1	ug/L	lbs	NA	NA	NA
4A. 4,6-Dinitro-O-Cresol (534-52-1)			X	<3.0	<2e-04	(D, H)				1	ug/L	lbs	NA	NA	NA
5A. 2,4-Dinitrophenol (51-28-5)			X	<5.0	<3e-04	(D, H)				1	ug/L	lbs	NA	NA	NA
6A. 2-Nitrophenol (88-75-5)			X	<2.0	<1e-04	(D, F)				1	ug/L	lbs	NA	NA	NA
7A. 4-Nitrophenol (100-02-7)			X	<2.0	<1e-04	(D, F)				1	ug/L	lbs	NA	NA	NA
8A. P-Chloro-M-Cresol (59-50-7)			X	<2.0	<1e-04	(D, F)				1	ug/L	lbs	NA	NA	NA
9A. Pentachlorophenol (87-86-5)			X	<2.0	<1e-04	(D, H)				1	ug/L	lbs	NA	NA	NA
10A. Phenol (108-95-2)		X		8.41	5e-04	(D, E)				1	ug/L	lbs	NA	NA	NA
11A. 2,4,6-Trichlorophenol (88-05-2)			X	<2.0	<1e-04	(D, H)				1	ug/L	lbs	NA	NA	NA

1. POLLUTANT AND CAS NUMBER (if available)	2. MARK "X"			3. EFFLUENT						4. UNITS		5. INTAKE (optional)			
	a. TESTING REQUIRED	b. BELIEVED PRESENT	c. BELIEVED ABSENT	a. MAXIMUM DAILY VALUE		b. MAXIMUM 30 DAY VALUE (if available)		c. LONG TERM AVRG. VALUE (if available)		d. NO. OF ANALYSES	a. CONCENTRATION	b. MASS	a. LONG TERM AVERAGE VALUE		b. NO. OF ANALYSES
				(1) CONCENTRATION	(2) MASS	(1) CONCENTRATION	(2) MASS	(1) CONCENTRATION	(2) MASS				(1) CONCENTRATION	(2) MASS	
GC/MS FRACTION - BASE/NEUTRAL COMPOUNDS															
1B. Acenaphthene (83-32-9)			X	<0.31	<2e-05	(D, H)				1	ug/L	lbs	NA	NA	NA
2B. Acenaphthylene (208-96-8)			X	<0.2	<1e-05	(D, F)				1	ug/L	lbs	NA	NA	NA
3B. Anthracene (120-12-7)			X	<0.2	<1e-05	(D, H)				1	ug/L	lbs	NA	NA	NA
4B. Benzidine (92-87-5)			X	<3.0	<2e-04	(D, E, H)				1	ug/L	lbs	NA	NA	NA
5B. Benzo (a) Anthracene (56-55-3)		X		<0.26	<1e-05	(D, E)				1	ug/L	lbs	NA	NA	NA
6B. Benzo (a) Pyrene (50-32-8)			X	<0.2	<1e-05	(D, H)				1	ug/L	lbs	NA	NA	NA
7B. 3,4-Benzo-fluoranthene (205-99-2)			X	<0.2	<1e-05	(D, H)				1	ug/L	lbs	NA	NA	NA
8B. Benzo (ghi) Perylene (191-24-2)			X	<0.2	<1e-05	(D, F)				1	ug/L	lbs	NA	NA	NA
9B. Benzo (k) Fluoranthene (207-08-9)			X	<0.2	<1e-05	(D, H)				1	ug/L	lbs	NA	NA	NA
10B. Bis (2-Chloro-ethoxy) Methane (111-91-1)			X	<3.0	<2e-04	(D, F)				1	ug/L	lbs	NA	NA	NA
11B. Bis (2-Chloro-ethyl) Ether (111-44-4)			X	<2.0	<1e-04	(D, H)				1	ug/L	lbs	NA	NA	NA
12B. Bis (2-Chloroisopropyl) Ether (102-80-1)			X	<2.0	<1e-04	(D, H)				1	ug/L	lbs	NA	NA	NA
13B. Bis (2-Ethyl-hexyl) Phthalate (117-81-7)			X	<2.0	<1e-04	(D, H)				1	ug/L	lbs	NA	NA	NA
14B. 4-Bromophenyl Phenyl Ether (101-55-3)			X	<2.0	<1e-04	(D, F)				1	ug/L	lbs	NA	NA	NA
15B. Butyl Benzyl Phthalate (85-68-7)			X	<2.0	<1e-04	(D, H)				1	ug/L	lbs	NA	NA	NA
16B. 2-Chloro-naphthalene (91-58-7)			X	<0.3	<2e-05	(D, H)				1	ug/L	lbs	NA	NA	NA
17B. 4-Chloro-phenyl Phenyl Ether (7005-72-3)			X	<2.0	<1e-04	(D, F)				1	ug/L	lbs	NA	NA	NA
18B. Chrysene (218-01-9)			X	<0.2	<1e-05	(D, H)				1	ug/L	lbs	NA	NA	NA
19B. Dibenzo (a,h) Anthracene (53-70-3)			X	<0.2	<1e-05	(D, H)				1	ug/L	lbs	NA	NA	NA
20B. 1,2-Dichloro-benzene (95-50-1)			X	<0.25	<1e-05	(D, H)				1	ug/L	lbs	NA	NA	NA
21B. 1,3-Di-chloro-benzene (541-73-1)			X	<0.25	<1e-05	(D, H)				1	ug/L	lbs	NA	NA	NA

1. POLLUTANT AND CAS NUMBER <i>(if available)</i>	2. MARK "X"			3. EFFLUENT						4. UNITS		5. INTAKE <i>(optional)</i>			
	a. TESTING REQUIRED	b. BELIEVED PRESENT	c. BELIEVED ABSENT	a. MAXIMUM DAILY VALUE		b. MAXIMUM 30 DAY VALUE <i>(if available)</i>		c. LONG TERM AVRG. VALUE <i>(if available)</i>		d. NO. OF ANALYSES	a. CONCENTRATION	b. MASS	a. LONG TERM AVERAGE VALUE		b. NO. OF ANALYSES
				(1) CONCENTRATION	(2) MASS	(1) CONCENTRATION	(2) MASS	(1) CONCENTRATION	(2) MASS				(1) CONCENTRATION	(2) MASS	
GC/MS FRACTION – BASE/NEUTRAL COMPOUNDS <i>(continued)</i>															
22B. 1,4-Dichlorobenzene (106-46-7)			X	<0.25	<1e-05	(D, H)				1	ug/L	lbs	NA	NA	NA
23B. 3,3-Dichlorobenzidine (91-94-1)			X	<2.0	<1e-04	(D, H)				1	ug/L	lbs	NA	NA	NA
24B. Diethyl Phthalate (84-66-2)		X		67.4	<4e-03	(D)				1	ug/L	lbs	NA	NA	NA
25B. Dimethyl Phthalate (131-11-3)			X	<2.0	<1e-04	(D, H)				1	ug/L	lbs	NA	NA	NA
26B. Di-N-Butyl Phthalate (84-74-2)			X	<2.0	<1e-04	(D, H)				1	ug/L	lbs	NA	NA	NA
27B. 2,4-Dinitrotoluene (121-14-2)			X	<2.0	<1e-04	(D, H)				1	ug/L	lbs	NA	NA	NA
28B. 2,6-Dinitrotoluene (606-20-2)			X	<2.0	<1e-04	(D, F)				1	ug/L	lbs	NA	NA	NA
29B. Di-N-Octyl Phthalate (117-84-0)			X	<3.0	<2e-04	(D, F)				1	ug/L	lbs	NA	NA	NA
30B. 1,2-Diphenylhydrazine (as Azobenzene) (122-66-7)			X	<2.0	<1e-04	(D, H)				1	ug/L	lbs	NA	NA	NA
31B. Fluoranthene (206-44-0)			X	<0.2	<1e-05	(D, H)				1	ug/L	lbs	NA	NA	NA
32B. Fluorene (86-73-7)			X	<0.2	<1e-05	(D, H)				1	ug/L	lbs	NA	NA	NA
33B. Hexachlorobenzene (118-74-1)			X	<2.0	<1e-04	(D, H)				1	ug/L	lbs	NA	NA	NA
34B. Hexachlorobutadiene (87-68-3)			X	<2.0	<1e-04	(D, H)				1	ug/L	lbs	NA	NA	NA
35B. Hexachlorocyclopentadiene (77-47-4)			X	<3.0	<2e-04	(D, E, H)				1	ug/L	lbs	NA	NA	NA
36B. Hexachloroethane (67-72-1)			X	<2.0	<1e-04	(D, H)				1	ug/L	lbs	NA	NA	NA
37B. Indeno (1,2,3-cd) Pyrene (193-39-5)			X	<0.2	<1e-05	(D, H)				1	ug/L	lbs	NA	NA	NA
38B. Isophorone (78-59-1)			X	<3.0	<2e-04	(D, H)				1	ug/L	lbs	NA	NA	NA
39B. Naphthalene (91-20-3)			X	<0.3	<2e-05	(D, F)				1	ug/L	lbs	NA	NA	NA
40B. Nitrobenzene (98-95-3)			X	<3.0	<2e-04	(D, H)				1	ug/L	lbs	NA	NA	NA
41B. N-Nitrosodimethylamine (62-75-9)			X	<2.0	<1e-04	(D, H)				1	ug/L	lbs	NA	NA	NA
42B. N-Nitrosodi-N-Propylamine (621-64-7)			X	<2.0	<1e-04	(D, H)				1	ug/L	lbs	NA	NA	NA

CONTINUED FROM THE FRONT

1. POLLUTANT AND CAS NUMBER (if available)	2. MARK "X"			3. EFFLUENT						4. UNITS		5. INTAKE (optional)			
	a. TESTING REQUIRED	b. BELIEVED PRESENT	c. BELIEVED ABSENT	a. MAXIMUM DAILY VALUE		b. MAXIMUM 30 DAY VALUE (if available)		c. LONG TERM AVRG. VALUE (if available)		d. NO. OF ANALYSES	a. CONCENTRATION	b. MASS	a. LONG TERM AVERAGE VALUE		b. NO. OF ANALYSES
				(1) CONCENTRATION	(2) MASS	(1) CONCENTRATION	(2) MASS	(1) CONCENTRATION	(2) MASS				(1) CONCENTRATION	(2) MASS	
	GC/MS FRACTION - BASE/NEUTRAL COMPOUNDS (continued)														
43B. N-Nitrosodiphenylamine (85-30-6)			X	<3.0	<2e-04	(D, K, M)				1	ug/L	lbs	NA	NA	NA
44B. Phenanthrene (85-01-8)			X	<0.2	<1e-05	(D, F)				1	ug/L	lbs	NA	NA	NA
45B. Pyrene (129-00-0)			X	<0.3	<2e-05	(D, H)				1	ug/L	lbs	NA	NA	NA
46B. 1,2,4-Trichlorobenzene (120-82-1)			X	<2.0	<1e-04	(D, H)				1	ug/L	lbs	NA	NA	NA
GC/MS FRACTION - PESTICIDES															
1P. Aldrin (309-00-2)			X	<0.00707	<4e-07	(D, H)				1	ug/L	lbs	NA	NA	NA
2P. α-BHC (319-84-6)			X	<0.00707	<4e-07	(D, H)				1	ug/L	lbs	NA	NA	NA
3P. β-BHC (319-85-7)			X	<0.00707	<4e-07	(D, H)				1	ug/L	lbs	NA	NA	NA
4P. γ-BHC (58-89-9)			X	<0.00707	<4e-07	(D, H)				1	ug/L	lbs	NA	NA	NA
5P. δ-BHC (319-86-8)			X	<0.00707	<4e-07	(D, F)				1	ug/L	lbs	NA	NA	NA
6P. Chlordane (57-74-9)			X	<0.00707	<4e-07	(D, H)				1	ug/L	lbs	NA	NA	NA
7P. 4,4'-DDT (50-29-3)			X	<0.011	<6e-07	(D, H)				1	ug/L	lbs	NA	NA	NA
8P. 4,4'-DDE (72-55-9)			X	<0.011	<6e-07	(D, H)				1	ug/L	lbs	NA	NA	NA
9P. 4,4'-DDD (72-54-8)			X	<0.011	<6e-07	(D, H)				1	ug/L	lbs	NA	NA	NA
10P. Dieldrin (60-57-1)			X	<0.011	<6e-07	(D, H)				1	ug/L	lbs	NA	NA	NA
11P. α-Endosulfan (115-29-7)			X	<0.00707	<4e-07	(D, H)				1	ug/L	lbs	NA	NA	NA
12P. β-Endosulfan (115-29-7)			X	<0.011	<6e-07	(D, H)				1	ug/L	lbs	NA	NA	NA
13P. Endosulfan Sulfate (1031-07-8)			X	<0.011	<6e-07	(D, H)				1	ug/L	lbs	NA	NA	NA
14P. Endrin (72-20-8)			X	<0.011	<6e-07	(D, H)				1	ug/L	lbs	NA	NA	NA
15P. Endrin Aldehyde (7421-93-4)			X	<0.00707	<4e-07	(D, H)				1	ug/L	lbs	NA	NA	NA
16P. Heptachlor (76-44-8)			X	<0.00707	<4e-07	(D, H)				1	ug/L	lbs	NA	NA	NA

EPA I.D. NUMBER <i>(copy from Item 1 of Form 1)</i> NM0890010515	OUTFALL NUMBER 03A160
---	--------------------------

CONTINUED FROM PAGE V-8

1. POLLUTANT AND CAS NUMBER <i>(if available)</i>	2. MARK "X"			3. EFFLUENT						4. UNITS		5. INTAKE <i>(optional)</i>			
	a. TESTING REQUIRED	b. BELIEVED PRESENT	c. BELIEVED ABSENT	a. MAXIMUM DAILY VALUE		b. MAXIMUM 30 DAY VALUE <i>(if available)</i>		c. LONG TERM AVRG. VALUE <i>(if available)</i>		d. NO. OF ANALYSES	a. CONCEN-TRATION	b. MASS	a. LONG TERM AVERAGE VALUE		b. NO. OF ANALYSES
				(1) CONCENTRATION	(2) MASS	(1) CONCENTRATION	(2) MASS	(1) CONCENTRATION	(2) MASS				(1) CONCENTRATION	(2) MASS	
GC/MS FRACTION – PESTICIDES <i>(continued)</i>															
17P. Heptachlor Epoxide (1024-57-3)			X	<0.00707	<4e-07	(D,H)				1	ug/L	lbs	NA	NA	NA
18P. PCB-1242 (53469-21-9)			X	<0.0343	<2e-06	(D,H)				1	ug/L	lbs	NA	NA	NA
19P. PCB-1254 (11097-69-1)			X	<0.0358	<2e-06	(D,H)				1	ug/L	lbs	NA	NA	NA
20P. PCB-1221 (11104-28-2)			X	<0.0343	<2e-06	(D,H)				1	ug/L	lbs	NA	NA	NA
21P. PCB-1232 (11141-16-5)			X	<0.0343	<2e-06	(D,H)				1	ug/L	lbs	NA	NA	NA
22P. PCB-1248 (12672-29-6)			X	<0.0343	<2e-06	(D,H)				1	ug/L	lbs	NA	NA	NA
23P. PCB-1260 (11096-82-5)			X	<0.0343	<2e-06	(D,H)				1	ug/L	lbs	NA	NA	NA
24P. PCB-1016 (12674-11-2)			X	<0.0343	<2e-06	(D,H)				1	ug/L	lbs	NA	NA	NA
25P. Toxaphene (8001-35-2)			X	<0.16	<9e-06	(D,H)				1	ug/L	lbs	NA	NA	NA

EPA Form 3510-2C (8-90)

PAGE V-9

2019 NPDES Permit Reapplication - Footnotes for the Form 2C OUTFALL - 03A160

A	Calculated using data collected between June 2017 and May 2018.
B	Summer (June, July, August) and Winter (December, January, February) temperatures were determined using data collected between June 2017 and May 2018.
C	The pH values provided were determined using data collected between June 2017 and May 2018.
D	The analytical result provided is from the 2012 permit reapplication.
E	Value provided was estimated by the analytical laboratory.
F	The analytical result provided is less than the Method Detection Limit (MDL) and there is not an approved EPA Region 6 Method Quantification Limit (MQL). The value provided is the MDL.
G	Preparation or preservation holding time was exceeded and the value provided has been estimated by the laboratory.
H	The analytical result provided is less than the MDL and the EPA Region 6 approved MQL. The value provided is the MDL.
I	The analytical result provided is less than the MDL, however, the MDL used was greater than the EPA Region 6 approved MQL. The value provided is the MDL.
J	The EPA has remanded this parameter. See 40 CFR Part 122, Appendix D.
K	The E. Coli result is provided as an indicator for Fecal Coliform.
L	Result is for cis- and trans-1,3 dichloropropylene.
M	The result provided is for diphenylamine due to similar mass spectra and decomposition of N-nitrosodiphenylamine in the gas chromatograph injection port to nitric oxide and diphenylamine (thus it is measured as diphenylamine).
N	Identified as a potential pollutant from one of the sources discharging to the outfall.

EPA I.D. NUMBER (copy from Item 1 of Form 1)
NM0890010515

Form Approved.
OMB No. 2040-0086.
Approval expires 3-31-98.

Please print or type in the unshaded areas only.

FORM 2C NPDES		U.S. ENVIRONMENTAL PROTECTION AGENCY			
		APPLICATION FOR PERMIT TO DISCHARGE WASTEWATER EXISTING MANUFACTURING, COMMERCIAL, MINING AND SILVICULTURE OPERATIONS Consolidated Permits Program			

I. OUTFALL LOCATION

For each outfall, list the latitude and longitude of its location to the nearest 15 seconds and the name of the receiving water.

A. OUTFALL NUMBER (list)	B. LATITUDE			C. LONGITUDE			D. RECEIVING WATER (name)
	1. DEG.	2. MIN.	3. SEC.	1. DEG.	2. MIN.	3. SEC.	
03A181	35.00	51.00	51.00	106.00	18.00	5.00	Effluent Canyon, Tributary of Mortandad Canyon, Water Quality Segment 20.6.4.128 NMAC

II. FLOWS, SOURCES OF POLLUTION, AND TREATMENT TECHNOLOGIES

A. Attach a line drawing showing the water flow through the facility. Indicate sources of intake water, operations contributing wastewater to the effluent, and treatment units labeled to correspond to the more detailed descriptions in Item B. Construct a water balance on the line drawing by showing average flows between intakes, operations, treatment units, and outfalls. If a water balance cannot be determined (e.g., for certain mining activities), provide a pictorial description of the nature and amount of any sources of water and any collection or treatment measures.

B. For each outfall, provide a description of: (1) All operations contributing wastewater to the effluent, including process wastewater, sanitary wastewater, cooling water, and storm water runoff; (2) The average flow contributed by each operation; and (3) The treatment received by the wastewater. Continue on additional sheets if necessary.

1. OUTFALL NO. (list)	2. OPERATION(S) CONTRIBUTING FLOW		3. TREATMENT	
	a. OPERATION (list)	b. AVERAGE FLOW (include units)	a. DESCRIPTION	b. LIST CODES FROM TABLE 2C-1
03A181	TA-55-6 Cooling Towers	9365 GPD	Dechlorination	2 E
	- Treated Cooling Tower Blowdown		Disinfection (other)	2 H
			Reduction	2 L

OFFICIAL USE ONLY (effluent guidelines sub-categories)

C. Except for storm runoff, leaks, or spills, are any of the discharges described in Items II-A or B intermittent or seasonal?
 YES (complete the following table) NO (go to Section III)

1. OUTFALL NUMBER (list)	2. OPERATION(S) CONTRIBUTING FLOW (list)	3. FREQUENCY		4. FLOW				C. DURATION (in days)
		a. DAYS PER WEEK (specify average)	b. MONTHS PER YEAR (specify average)	a. FLOW RATE (in mgd)		B. TOTAL VOLUME (specify with units)		
				1. LONG TERM AVERAGE	2. MAXIMUM DAILY	1. LONG TERM AVERAGE	2. MAXIMUM DAILY	
03A181	TA-55-6 Cooling Towers - Treated Cooling Tower Blowdown	7.0	12.0	0.009 MGD	0.032 MGD	9,365 GALLONS	31,986 GALLONS	365

III. PRODUCTION

A. Does an effluent guideline limitation promulgated by EPA under Section 304 of the Clean Water Act apply to your facility?
 YES (complete Item III-B) NO (go to Section IV)

B. Are the limitations in the applicable effluent guideline expressed in terms of production (or other measure of operation)?
 YES (complete Item III-C) NO (go to Section IV)

C. If you answered "yes" to Item III-B, list the quantity which represents an actual measurement of your level of production, expressed in the terms and units used in the applicable effluent guideline, and indicate the affected outfalls.

1. AVERAGE DAILY PRODUCTION			2. AFFECTED OUTFALLS (list outfall numbers)
a. QUANTITY PER DAY	b. UNITS OF MEASURE	c. OPERATION, PRODUCT, MATERIAL, ETC. (specify)	
NA	NA	NA	NA

IV. IMPROVEMENTS

A. Are you now required by any Federal, State or local authority to meet any implementation schedule for the construction, upgrading or operations of wastewater treatment equipment or practices or any other environmental programs which may affect the discharges described in this application? This includes, but is not limited to, permit conditions, administrative or enforcement orders, enforcement compliance schedule letters, stipulations, court orders, and grant or loan conditions.
 YES (complete the following table) NO (go to Item IV-B)

1. IDENTIFICATION OF CONDITION, AGREEMENT, ETC.	2. AFFECTED OUTFALLS		3. BRIEF DESCRIPTION OF PROJECT	4. FINAL COMPLIANCE DATE	
	a. NO.	b. SOURCE OF DISCHARGE		a. REQUIRED	b. PROJECTED
NA	NA	NA	NA	NA	NA

B. OPTIONAL: You may attach additional sheets describing any additional water pollution control programs (or other environmental projects which may affect your discharges) you now have underway or which you plan. Indicate whether each program is now underway or planned, and indicate your actual or planned schedules for construction.
 MARK "X" IF DESCRIPTION OF ADDITIONAL CONTROL PROGRAMS IS ATTACHED

EPA I.D. NUMBER (copy from Item 1 of Form 1)
NM0890010515

CONTINUED FROM PAGE 2

V. INTAKE AND EFFLUENT CHARACTERISTICS

A, B, & C: See instructions before proceeding – Complete one set of tables for each outfall – Annotate the outfall number in the space provided.
NOTE: Tables V-A, V-B, and V-C are included on separate sheets numbered V-1 through V-9.

D. Use the space below to list any of the pollutants listed in Table 2c-3 of the instructions, which you know or have reason to believe is discharged or may be discharged from any outfall. For every pollutant you list, briefly describe the reasons you believe it to be present and report any analytical data in your possession.

1. POLLUTANT	2. SOURCE	1. POLLUTANT	2. SOURCE
NA	NA	NA	NA

VI. POTENTIAL DISCHARGES NOT COVERED BY ANALYSIS

Is any pollutant listed in Item V-C a substance or a component of a substance which you currently use or manufacture as an intermediate or final product or byproduct?
 YES (list all such pollutants below) NO (go to Item VI-B)

Empty space for providing details on potential discharges not covered by analysis.

CONTINUED FROM THE FRONT

VII. BIOLOGICAL TOXICITY TESTING DATA

Do you have any knowledge or reason to believe that any biological test for acute or chronic toxicity has been made on any of your discharges or on a receiving water in relation to your discharge within the last 3 years?

YES (identify the test(s) and describe their purposes below)

NO (go to Section VIII)

NA

VIII. CONTRACT ANALYSIS INFORMATION

Were any of the analyses reported in Item V performed by a contract laboratory or consulting firm?


YES (list the name, address, and telephone number of, and pollutants analyzed by, each such laboratory or firm below)

NO (go to Section IX)

A. NAME	B. ADDRESS	C. TELEPHONE (area code & no.)	D. POLLUTANTS ANALYZED (list)
GEL Laboratories LLC	2040 Savage Road, Charleston SC 29407	(843)556-8171	VOC, SVOC, Pesticides, Metals, Radiochemistry, General Chemistry, BOD, TSS
Cape Fear Analytical LLC	3306 Kitty Hawk Road, Suite 120, Wilmington NC 28405	(910)795-0421	Dioxins and Furans
New Mexico Water Testing Laboratory Inc.	401 North Coronado Ave, Espanola, NM 87532	(505)929-4545	E-Coli

IX. CERTIFICATION

I certify under penalty of law that this document and all attachments were prepared under my direction or supervision in accordance with a system designed to assure that qualified personnel properly gather and evaluate the information submitted. Based on my inquiry of the person or persons who manage the system or those persons directly responsible for gathering the information, the information submitted is, to the best of my knowledge and belief, true, accurate, and complete. I am aware that there are significant penalties for submitting false information, including the possibility of fine and imprisonment for knowing violations.

A. NAME & OFFICIAL TITLE (type or print) Michael W. Hazen, Associate Laboratory Director ESHQSS	B. PHONE NO. (area code & no.) (505) 667-4218
C. SIGNATURE 	D. DATE SIGNED 3-20-19

CONTINUED FROM THE FRONT

VII. BIOLOGICAL TOXICITY TESTING DATA

Do you have any knowledge or reason to believe that any biological test for acute or chronic toxicity has been made on any of your discharges or on a receiving water in relation to your discharge within the last 3 years?

YES (identify the test(s) and describe their purposes below)

NO (go to Section VIII)

EXTRA PAGE FOR SIGNATURE ONLY

VIII. CONTRACT ANALYSIS INFORMATION

Were any of the analyses reported in Item V performed by a contract laboratory or consulting firm?


YES (list the name, address, and telephone number of, and pollutants analyzed by, each such laboratory or firm below)

NO (go to Section IX)

A. NAME	B. ADDRESS	C. TELEPHONE (area code & no.)	D. POLLUTANTS ANALYZED (list)

IX. CERTIFICATION

I certify under penalty of law that this document and all attachments were prepared under my direction or supervision in accordance with a system designed to assure that qualified personnel properly gather and evaluate the information submitted. Based on my inquiry of the person or persons who manage the system or those persons directly responsible for gathering the information, the information submitted is, to the best of my knowledge and belief, true, accurate, and complete. I am aware that there are significant penalties for submitting false information, including the possibility of fine and imprisonment for knowing violations.

A. NAME & OFFICIAL TITLE (type or print) William S. Goodrum, Manager Los Alamos Field Office	B. PHONE NO. (area code & no.) (505) 667-5105
C. SIGNATURE 	D. DATE SIGNED 3-25-19

PLEASE PRINT OR TYPE IN THE UNSHADED AREAS ONLY. You may report some or all of this information on separate sheets (use the same format) instead of completing these pages. SEE INSTRUCTIONS.

EPA I.D. NUMBER (copy from Item 1 of Form 1)
NM0890010515

V. INTAKE AND EFFLUENT CHARACTERISTICS (continued from page 3 of Form 2-C)	OUTFALL NO. 03A181
--	-----------------------

PART A – You must provide the results of at least one analysis for every pollutant in this table. Complete one table for each outfall. See instructions for additional details.

1. POLLUTANT	2. EFFLUENT						3. UNITS (specify if blank)			4. INTAKE (optional)		
	a. MAXIMUM DAILY VALUE		b. MAXIMUM 30 DAY VALUE (if available)		c. LONG TERM AVRG. VALUE (if available)		d. NO. OF ANALYSES	a. CONCENTRATION	b. MASS	a. LONG TERM AVERAGE VALUE		b. NO. OF ANALYSES
	(1) CONCENTRATION	(2) MASS	(1) CONCENTRATION	(2) MASS	(1) CONCENTRATION	(2) MASS				(1) CONCENTRATION	(2) MASS	
a. Biochemical Oxygen Demand (BOD)	<1.00	<2.7e-1	(E)				1	mg/L	lbs	NA	NA	NA
b. Chemical Oxygen Demand (COD)	38.7	10.3					1	mg/L	lbs	NA	NA	NA
c. Total Organic Carbon (TOC)	3.69	0.985					1	mg/L	lbs	NA	NA	NA
d. Total Suspended Solids (TSS)	0.70	0.187	0.7	8.42e-2	0.700	5.47e-2	17	mg/L	lbs	NA	NA	NA
e. Ammonia (as N)	0.0268	7.15e-3	(D)				1	mg/L	lbs	NA	NA	NA
f. Flow	VALUE 0.0320 (A)		VALUE 0.0144 (A)		VALUE 0.0094 (A)		365	MGD	NA	VALUE NA		NA
g. Temperature (winter)	VALUE 19.9 (B)		VALUE 18.6 (B)		VALUE 18.3 (B)		3	°C		VALUE NA		NA
h. Temperature (summer)	VALUE 23.9 (B)		VALUE 22.9 (B)		VALUE 22.2 (B)		3	°C		VALUE NA		NA
i. pH	MINIMUM 7 (C)	MAXIMUM 9 (C)	MINIMUM 7.1 (C)	MAXIMUM 8.8 (C)			48	STANDARD UNITS				

PART B – Mark "X" in column 2-a for each pollutant you know or have reason to believe is present. Mark "X" in column 2-b for each pollutant you believe to be absent. If you mark column 2a for any pollutant which is limited either directly, or indirectly but expressly, in an effluent limitations guideline, you must provide the results of at least one analysis for that pollutant. For other pollutants for which you mark column 2a, you must provide quantitative data or an explanation of their presence in your discharge. Complete one table for each outfall. See the instructions for additional details and requirements.

1. POLLUTANT AND CAS NO. (if available)	2. MARK "X"		3. EFFLUENT						4. UNITS			5. INTAKE (optional)		
	a. BELIEVED PRESENT	b. BELIEVED ABSENT	a. MAXIMUM DAILY VALUE		b. MAXIMUM 30 DAY VALUE (if available)		c. LONG TERM AVRG. VALUE (if available)		d. NO. OF ANALYSES	a. CONCENTRATION	b. MASS	a. LONG TERM AVERAGE VALUE		b. NO. OF ANALYSES
			(1) CONCENTRATION	(2) MASS	(1) CONCENTRATION	(2) MASS	(1) CONCENTRATION	(2) MASS				(1) CONCENTRATION	(2) MASS	
a. Bromide (24959-67-9)	X		<0.067	<1.8e-2	(E)				1	mg/L	lbs	NA	NA	NA
b. Chlorine, Total Residual	X		<0 (O)	<0	0 (O)	0	0 (O)	0	210	mg/L	lbs	NA	NA	NA
c. Color		X	<5	NA	(F)				1	PCU	NA	NA	NA	NA
d. Fecal Coliform	X		1	NA	(K)				1	#/100mL	NA	NA	NA	NA
e. Fluoride (16984-48-8)	X		0.481	1.3e-1					1	mg/L	lbs	NA	NA	NA
f. Nitrate-Nitrite (as N)	X		1.42	3.8e-1					1	mg/L	lbs	NA	NA	NA

ITEM V-B CONTINUED FROM FRONT

1. POLLUTANT AND CAS NO. (if available)	2. MARK "X"		3. EFFLUENT						4. UNITS		5. INTAKE (optional)			
	a. BELIEVED PRESENT	b. BELIEVED ABSENT	a. MAXIMUM DAILY VALUE		b. MAXIMUM 30 DAY VALUE (if available)		c. LONG TERM AVRG. VALUE (if available)		d. NO. OF ANALYSES	a. CONCENTRATION	b. MASS	a. LONG TERM AVERAGE VALUE		b. NO. OF ANALYSES
			(1) CONCENTRATION	(2) MASS	(1) CONCENTRATION	(2) MASS	(1) CONCENTRATION	(2) MASS				(1) CONCENTRATION	(2) MASS	
g. Nitrogen, Total Organic (as N)	X		0.234	6.3e-2					1	mg/L	lbs	NA	NA	NA
h. Oil and Grease		X	<1.41	<3.8e-1	(E)				1	mg/L	lbs	NA	NA	NA
i. Phosphorus (as P), Total (7723-14-0)	X		6 (O)	1.6	6.0 (O)	7.22e-1	3.146 (O)	2.46e-1	17	mg/L	lbs	NA	NA	NA
j. Radioactivity														
(1) Alpha, Total		X	<0.772	NA	(E)				1	pCi/L	NA	NA	NA	NA
(2) Beta, Total	X		4.03	NA					1	pCi/L	NA	NA	NA	NA
(3) Radium, Total		X	<0.549	NA	(E)				1	pCi/L	NA	NA	NA	NA
(4) Radium 226, Total		X	<0.228	NA	(E)				1	pCi/L	NA	NA	NA	NA
k. Sulfate (as SO ₄) (14808-79-8)	X		69.3	18.5					1	mg/L	lbs	NA	NA	NA
l. Sulfide (as S)		X	<0.033	<9e-03	(E)				1	mg/L	lbs	NA	NA	NA
m. Sulfite (as SO ₃) (14265-45-3)	X		9.7	2.59	(O)				1	mg/L	lbs	NA	NA	NA
n. Surfactants	X		0.0204	5.5e-3	(D, F)				1	mg/L	lbs	NA	NA	NA
o. Aluminum, Total (7429-90-5)	X		<19.3	<5.2e-3	(H, N)				1	ug/L	lbs	NA	NA	NA
p. Barium, Total (7440-39-3)	X		64.4	1.7e-2	(I)				1	ug/L	lbs	NA	NA	NA
q. Boron, Total (7440-42-8)	X		45	1.2e-2	(I)				1	ug/L	lbs	NA	NA	NA
r. Cobalt, Total (7440-48-4)		X	<0.30	<8.0e-5	(G)				1	ug/L	lbs	NA	NA	NA
s. Iron, Total (7439-89-6)		X	<33.0	<8.8e-3	(E)				1	ug/L	lbs	NA	NA	NA
t. Magnesium, Total (7439-95-4)	X		8230	2.2					1	ug/L	lbs	NA	NA	NA
u. Molybdenum, Total (7439-98-7)	X		2.92	7.79e-4	(I)				1	ug/L	lbs	NA	NA	NA
v. Manganese, Total (7439-96-5)		X	<1	<2.7e-4	(E)				1	ug/L	lbs	NA	NA	NA
w. Tin, Total (7440-31-5)		X	<1	<2.7e-4	(E)				1	ug/L	lbs	NA	NA	NA
x. Titanium, Total (7440-32-6)	X		<2	<5.3e-4	(E, N)				1	ug/L	lbs	NA	NA	NA

EPA I.D. NUMBER (copy from Item 1 of Form 1) NM0890010515	OUTFALL NUMBER 03A181
--	--------------------------

CONTINUED FROM PAGE 3 OF FORM 2-C

PART C - If you are a primary industry and this outfall contains process wastewater, refer to Table 2c-2 in the instructions to determine which of the GC/MS fractions you must test for. Mark "X" in column 2-a for all such GC/MS fractions that apply to your industry and for ALL toxic metals, cyanides, and total phenols. If you are not required to mark column 2-a (secondary industries, nonprocess wastewater outfalls, and nonrequired GC/MS fractions), mark "X" in column 2-b for each pollutant you know or have reason to believe is present. Mark "X" in column 2-c for each pollutant you believe is absent. If you mark column 2a for any pollutant, you must provide the results of at least one analysis for that pollutant. If you mark column 2b for any pollutant, you must provide the results of at least one analysis for that pollutant if you know or have reason to believe it will be discharged in concentrations of 10 ppb or greater. If you mark column 2b for acrolein, acrylonitrile, 2,4 dinitrophenol, or 2-methyl-4, 6 dinitrophenol, you must provide the results of at least one analysis for each of these pollutants which you know or have reason to believe that you discharge in concentrations of 100 ppb or greater. Otherwise, for pollutants for which you mark column 2b, you must either submit at least one analysis or briefly describe the reasons the pollutant is expected to be discharged. Note that there are 7 pages to this part; please review each carefully. Complete one table (all 7 pages) for each outfall. See instructions for additional details and requirements.

1. POLLUTANT AND CAS NUMBER (if available)	2. MARK "X"			3. EFFLUENT						4. UNITS		5. INTAKE (optional)			
	a. TESTING REQUIRED	b. BELIEVED PRESENT	c. BELIEVED ABSENT	a. MAXIMUM DAILY VALUE		b. MAXIMUM 30 DAY VALUE (if available)		c. LONG TERM AVRG. VALUE (if available)		d. NO. OF ANALYSES	a. CONCENTRATION	b. MASS	a. LONG TERM AVERAGE VALUE		b. NO. OF ANALYSES
				(1) CONCENTRATION	(2) MASS	(1) CONCENTRATION	(2) MASS	(1) CONCENTRATION	(2) MASS				(1) CONCENTRATION	(2) MASS	
METALS, CYANIDE, AND TOTAL PHENOLS															
1M. Antimony, Total (7440-36-0)			X	<1	<3e-4	(G)				1	ug/L	lbs	NA	NA	NA
2M. Arsenic, Total (7440-38-2)		X		2.55	6.8e-4	(D)				1	ug/L	lbs	NA	NA	NA
3M. Beryllium, Total (7440-41-7)			X	<0.20	<5e-5	(G)				1	ug/L	lbs	NA	NA	NA
4M. Cadmium, Total (7440-43-9)			X	<0.30	<8e-5	(G)				1	ug/L	lbs	NA	NA	NA
5M. Chromium, Total (7440-47-3)		X		12.5	3.3e-3	(I)				1	ug/L	lbs	NA	NA	NA
6M. Copper, Total (7440-50-8)		X		3.24	8.7e-4					1	ug/L	lbs	NA	NA	NA
7M. Lead, Total (7439-92-1)			X	<0.50	<1e-4	(G)				1	ug/L	lbs	NA	NA	NA
8M. Mercury, Total (7439-97-6)			X	<0.067	<2e-5	(H)				1	ug/L	lbs	NA	NA	NA
9M. Nickel, Total (7440-02-0)		X		1.88	5e-4	(D)				1	ug/L	lbs	NA	NA	NA
10M. Selenium, Total (7782-49-2)		X		<2	<5e-4	(G, N)				1	ug/L	lbs	NA	NA	NA
11M. Silver, Total (7440-22-4)			X	<0.300	<8e-5	(G)				1	ug/L	lbs	NA	NA	NA
12M. Thallium, Total (7440-28-0)			X	<0.600	<2e-4	(H)				1	ug/L	lbs	NA	NA	NA
13M. Zinc, Total (7440-66-6)			X	<3.30	<9e-4	(G)				1	ug/L	lbs	NA	NA	NA
14M. Cyanide, Total (57-12-5)			X	<1.67	<4e-4	(G)				1	ug/L	lbs	NA	NA	NA
15M. Phenols, Total		X		<1.67	<4e-4	(E)				1	ug/L	lbs	NA	NA	NA
DIOXIN															
2,3,7,8-Tetrachlorodibenzo-P-Dioxin (1754-01-6)			X	DESCRIBE RESULTS Analytical result was <11.1 pg/L (less than the MDL). However, the MDL used was greater than the EPA MCL of 10 pg/L.											

1. POLLUTANT AND CAS NUMBER (if available)	2. MARK "X"			3. EFFLUENT						4. UNITS		5. INTAKE (optional)			
	a. TESTING REQUIRED	b. BELIEVED PRESENT	c. BELIEVED ABSENT	a. MAXIMUM DAILY VALUE		b. MAXIMUM 30 DAY VALUE (if available)		c. LONG TERM AVRG. VALUE (if available)		d. NO. OF ANALYSES	a. CONCENTRATION	b. MASS	a. LONG TERM AVERAGE VALUE		b. NO. OF ANALYSES
				(1) CONCENTRATION	(2) MASS	(1) CONCENTRATION	(2) MASS	(1) CONCENTRATION	(2) MASS				(1) CONCENTRATION	(2) MASS	
	GC/MS FRACTION - VOLATILE COMPOUNDS														
1V. Acrolein (107-02-8)			X	<1.67	<4e-4	(G)				1	ug/L	lbs	NA	NA	NA
2V. Acrylonitrile (107-13-1)			X	<1.67	<4e-4	(G)				1	ug/L	lbs	NA	NA	NA
3V. Benzene (71-43-2)			X	<0.333	<9e-5	(G)				1	ug/L	lbs	NA	NA	NA
4V. Bis (Chloromethyl) Ether (542-88-1)						(J)									
5V. Bromoform (75-25-2)			X	<0.333	<9e-5	(G)				1	ug/L	lbs	NA	NA	NA
6V. Carbon Tetrachloride (56-23-5)			X	<0.333	<9e-5	(G)				1	ug/L	lbs	NA	NA	NA
7V. Chlorobenzene (108-90-7)			X	<0.333	<9e-5	(G)				1	ug/L	lbs	NA	NA	NA
8V. Chlorodibromomethane (124-48-1)			X	<0.333	<9e-5	(G)				1	ug/L	lbs	NA	NA	NA
9V. Chloroethane (75-00-3)			X	<0.333	<9e-5	(E)				1	ug/L	lbs	NA	NA	NA
10V. 2-Chloroethylvinyl Ether (110-75-8)			X	<1.67	<4e-4	(E)				1	ug/L	lbs	NA	NA	NA
11V. Chloroform (67-66-3)			X	<0.333	<9e-5	(E)				1	ug/L	lbs	NA	NA	NA
12V. Dichlorobromomethane (75-27-4)			X	<0.333	<9e-5	(E)				1	ug/L	lbs	NA	NA	NA
13V. Dichlorodifluoromethane (75-71-8)						(J)									
14V. 1,1-Dichloroethane (75-34-3)			X	<0.333	<9e-5	(E)				1	ug/L	lbs	NA	NA	NA
15V. 1,2-Dichloroethane (107-06-2)			X	<0.333	<9e-5	(G)				1	ug/L	lbs	NA	NA	NA
16V. 1,1-Dichloroethylene (75-35-4)			X	<0.333	<9e-5	(G)				1	ug/L	lbs	NA	NA	NA
17V. 1,2-Dichloropropane (78-87-5)			X	<0.333	<9e-5	(G)				1	ug/L	lbs	NA	NA	NA
18V. 1,3-Dichloropropylene (542-75-6)			X	<0.333	<9e-5	(G, L)				1	ug/L	lbs	NA	NA	NA
19V. Ethylbenzene (100-41-4)			X	<0.333	<9e-5	(G)				1	ug/L	lbs	NA	NA	NA
20V. Methyl Bromide (74-83-9)			X	<0.337	<9e-5	(G)				1	ug/L	lbs	NA	NA	NA
21V. Methyl Chloride (74-87-3)			X	<0.333	<9e-5	(E)				1	ug/L	lbs	NA	NA	NA

1. POLLUTANT AND CAS NUMBER (if available)	2. MARK "X"			3. EFFLUENT						4. UNITS		5. INTAKE (optional)			
	a. TESTING REQUIRED	b. BELIEVED PRESENT	c. BELIEVED ABSENT	a. MAXIMUM DAILY VALUE		b. MAXIMUM 30 DAY VALUE (if available)		c. LONG TERM AVRG. VALUE (if available)		d. NO. OF ANALYSES	a. CONCEN- TRATION	b. MASS	a. LONG TERM AVERAGE VALUE		b. NO. OF ANALYSES
				(1) CONCENTRATION	(2) MASS	(1) CONCENTRATION	(2) MASS	(1) CONCENTRATION	(2) MASS				(1) CONCENTRATION	(2) MASS	
GC/MS FRACTION – VOLATILE COMPOUNDS (continued)															
22V. Methylene Chloride (75-09-2)			X	<1.67	<4e-4	(G)				1	ug/L	lbs	NA	NA	NA
23V. 1,1,2,2-Tetrachloroethane (79-34-5)			X	<0.333	<9e-5	(G)				1	ug/L	lbs	NA	NA	NA
24V. Tetrachloroethylene (127-18-4)			X	<0.333	<9e-5	(G)				1	ug/L	lbs	NA	NA	NA
25V. Toluene (108-88-3)			X	<0.333	<9e-5	(G)				1	ug/L	lbs	NA	NA	NA
26V. 1,2-Trans-Dichloroethylene (156-60-5)			X	<0.333	<9e-5	(G)				1	ug/L	lbs	NA	NA	NA
27V. 1,1,1-Trichloroethane (71-55-6)			X	<0.333	<9e-5	(G)				1	ug/L	lbs	NA	NA	NA
28V. 1,1,2-Trichloroethane (79-00-5)			X	<0.333	<9e-5	(E)				1	ug/L	lbs	NA	NA	NA
29V. Trichloroethylene (79-01-6)			X	<0.333	<9e-5	(G)				1	ug/L	lbs	NA	NA	NA
30V. Trichlorofluoromethane (75-69-4)						(J)									
31V. Vinyl Chloride (75-01-4)			X	<0.333	<9e-5	(G)				1	ug/L	lbs	NA	NA	NA
GC/MS FRACTION – ACID COMPOUNDS															
1A. 2-Chlorophenol (95-57-8)			X	<3.00	<8e-4	(G)				1	ug/L	lbs	NA	NA	NA
2A. 2,4-Dichlorophenol (120-83-2)			X	<3.00	<8e-4	(G)				1	ug/L	lbs	NA	NA	NA
3A. 2,4-Dimethylphenol (105-67-9)			X	<3.00	<8e-4	(G)				1	ug/L	lbs	NA	NA	NA
4A. 4,6-Dinitro-O-Cresol (534-52-1)			X	<3.00	<8e-4	(G)				1	ug/L	lbs	NA	NA	NA
5A. 2,4-Dinitrophenol (51-28-5)			X	<5.00	<1e-3	(G)				1	ug/L	lbs	NA	NA	NA
6A. 2-Nitrophenol (88-75-5)			X	<3.00	<8e-4	(E)				1	ug/L	lbs	NA	NA	NA
7A. 4-Nitrophenol (100-02-7)			X	<3.00	<8e-4	(E)				1	ug/L	lbs	NA	NA	NA
8A. p-Chloro-M-Cresol (59-50-7)			X	<3.00	<8e-4	(E)				1	ug/L	lbs	NA	NA	NA
9A. Pentachlorophenol (87-86-5)			X	<3.00	<8e-4	(G)				1	ug/L	lbs	NA	NA	NA
10A. Phenol (108-95-2)			X	<3.00	<8e-4	(G)				1	ug/L	lbs	NA	NA	NA
11A. 2,4,6-Trichlorophenol (88-05-2)			X	<3.00	<8e-4	(G)				1	ug/L	lbs	NA	NA	NA

CONTINUED FROM THE FRONT

1. POLLUTANT AND CAS NUMBER (if available)	2. MARK "X"			3. EFFLUENT								4. UNITS		5. INTAKE (optional)		
	a. TESTING REQUIRED	b. BELIEVED PRESENT	c. BELIEVED ABSENT	a. MAXIMUM DAILY VALUE		b. MAXIMUM 30 DAY VALUE (if available)		c. LONG TERM AVRG. VALUE (if available)		d. NO. OF ANALYSES	a. CONCENTRATION	b. MASS	a. LONG TERM AVERAGE VALUE		b. NO. OF ANALYSES	
				(1) CONCENTRATION	(2) MASS	(1) CONCENTRATION	(2) MASS	(1) CONCENTRATION	(2) MASS				(1) CONCENTRATION	(2) MASS		
																(1) CONCENTRATION
GC/MS FRACTION – BASE/NEUTRAL COMPOUNDS																
1B. Acenaphthene (83-32-9)			X	<0.300	<8e-5	(G)				1	ug/L	lbs	NA	NA	NA	
2B. Acenaphthylene (208-96-8)			X	<0.300	<8e-5	(E)				1	ug/L	lbs	NA	NA	NA	
3B. Anthracene (120-12-7)			X	<0.300	<8e-5	(G)				1	ug/L	lbs	NA	NA	NA	
4B. Benzidine (92-87-5)			X	<3.90	<1e-3	(G)				1	ug/L	lbs	NA	NA	NA	
5B. Benzo (a) Anthracene (56-55-3)			X	<0.300	<8e-5	(G)				1	ug/L	lbs	NA	NA	NA	
6B. Benzo (a) Pyrene (50-32-8)			X	<0.300	<8e-5	(G)				1	ug/L	lbs	NA	NA	NA	
7B. 3,4-Benzo-fluoranthene (205-99-2)			X	<0.300	<8e-5	(G)				1	ug/L	lbs	NA	NA	NA	
8B. Benzo (ghi) Perylene (191-24-2)			X	<0.300	<8e-5	(E)				1	ug/L	lbs	NA	NA	NA	
9B. Benzo (k) Fluoranthene (207-08-9)			X	<0.300	<8e-5	(G)				1	ug/L	lbs	NA	NA	NA	
10B. Bis (2-Chloroethoxy) Methane (111-91-1)			X	<3.00	<8e-4	(E)				1	ug/L	lbs	NA	NA	NA	
11B. Bis (2-Chloroethyl) Ether (111-44-4)			X	<3.00	<8e-4	(G)				1	ug/L	lbs	NA	NA	NA	
12B. Bis (2-Chloroisopropyl) Ether (102-80-1)			X	<3.00	<8e-4	(G)				1	ug/L	lbs	NA	NA	NA	
13B. Bis (2-Ethylhexyl) Phthalate (117-81-7)			X	<0.300	<8e-5	(G)				1	ug/L	lbs	NA	NA	NA	
14B. 4-Bromophenyl Phenyl Ether (101-55-3)			X	<3.00	<8e-4	(E)				1	ug/L	lbs	NA	NA	NA	
15B. Butyl Benzyl Phthalate (85-68-7)			X	<0.300	<8e-5	(G)				1	ug/L	lbs	NA	NA	NA	
16B. 2-Chloronaphthalene (91-58-7)			X	<0.410	<1e-4	(G)				1	ug/L	lbs	NA	NA	NA	
17B. 4-Chlorophenyl Phenyl Ether (7005-72-3)			X	<3.00	<8e-4	(E)				1	ug/L	lbs	NA	NA	NA	
18B. Chrysene (218-01-9)			X	<0.300	<8e-5	(G)				1	ug/L	lbs	NA	NA	NA	
19B. Dibenzo (a,h) Anthracene (53-70-3)			X	<0.300	<8e-5	(G)				1	ug/L	lbs	NA	NA	NA	
20B. 1,2-Dichlorobenzene (95-50-1)			X	<0.333	<9e-5	(G)				1	ug/L	lbs	NA	NA	NA	
21B. 1,3-Dichlorobenzene (541-73-1)			X	<0.333	<9e-5	(G)				1	ug/L	lbs	NA	NA	NA	

1. POLLUTANT AND CAS NUMBER (if available)	2. MARK "X"			3. EFFLUENT								4. UNITS		5. INTAKE (optimal)		
	a. TESTING REQUIRED	b. BELIEVED PRESENT	c. BELIEVED ABSENT	a. MAXIMUM DAILY VALUE		b. MAXIMUM 30 DAY VALUE (if available)		c. LONG TERM AVRG. VALUE (if available)		d. NO. OF ANALYSES	a. CONCENTRATION	b. MASS	a. LONG TERM AVERAGE VALUE		b. NO. OF ANALYSES	
				(1) CONCENTRATION	(2) MASS	(1) CONCENTRATION	(2) MASS	(1) CONCENTRATION	(2) MASS				(1) CONCENTRATION	(2) MASS		
																(1) CONCENTRATION
GC/MS FRACTION – BASE/NEUTRAL COMPOUNDS (continued)																
22B. 1,4-Dichlorobenzene (106-46-7)			X	<0.333	<9e-5	(G)				1	ug/L	lbs	NA	NA	NA	
23B. 3,3-Dichlorobenzidine (91-94-1)			X	<3.00	<8e-4	(G)				1	ug/L	lbs	NA	NA	NA	
24B. Diethyl Phthalate (84-66-2)			X	<0.300	<8e-5	(G)				1	ug/L	lbs	NA	NA	NA	
25B. Dimethyl Phthalate (131-11-3)			X	<0.300	<8e-5	(G)				1	ug/L	lbs	NA	NA	NA	
26B. Di-N-Butyl Phthalate (84-74-2)			X	<0.300	<8e-5	(G)				1	ug/L	lbs	NA	NA	NA	
27B. 2,4-Dinitrotoluene (121-14-2)			X	<3.00	<8e-4	(G)				1	ug/L	lbs	NA	NA	NA	
28B. 2,6-Dinitrotoluene (606-20-2)			X	<3.00	<8e-4	(E)				1	ug/L	lbs	NA	NA	NA	
29B. Di-N-Octyl Phthalate (117-84-0)			X	<0.300	<8e-5	(E)				1	ug/L	lbs	NA	NA	NA	
30B. 1,2-Diphenylhydrazine (as Azobenzene) (122-66-7)			X	<3.00	<8e-4	(G)				1	ug/L	lbs	NA	NA	NA	
31B. Fluoranthene (206-44-0)			X	<0.300	<8e-5	(G)				1	ug/L	lbs	NA	NA	NA	
32B. Fluorene (86-73-7)			X	<0.300	<8e-5	(G)				1	ug/L	lbs	NA	NA	NA	
33B. Hexachlorobenzene (118-74-1)			X	<3.00	<8e-4	(G)				1	ug/L	lbs	NA	NA	NA	
34B. Hexachlorobutadiene (87-68-3)			X	<3.00	<8e-4	(G)				1	ug/L	lbs	NA	NA	NA	
35B. Hexachlorocyclopentadiene (77-47-4)			X	<3.00	<8e-4	(G)				1	ug/L	lbs	NA	NA	NA	
36B Hexachloroethane (67-72-1)			X	<3.00	<8e-4	(G)				1	ug/L	lbs	NA	NA	NA	
37B. Indeno (1,2,3-cd) Pyrene (193-39-5)			X	<0.300	<8e-5	(G)				1	ug/L	lbs	NA	NA	NA	
38B. Isophorone (78-59-1)			X	<3.50	<9e-4	(G)				1	ug/L	lbs	NA	NA	NA	
39B. Naphthalene (91-20-3)			X	<0.300	<8e-5	(E)				1	ug/L	lbs	NA	NA	NA	
40B. Nitrobenzene (98-95-3)			X	<3.00	<8e-4	(G)				1	ug/L	lbs	NA	NA	NA	
41B. N-Nitrosodimethylamine (62-75-9)			X	<3.00	<8e-4	(G)				1	ug/L	lbs	NA	NA	NA	
42B. N-Nitrosodi-N-Propylamine (621-64-7)			X	<3.00	<8e-4	(G)				1	ug/L	lbs	NA	NA	NA	

CONTINUED FROM THE FRONT

1. POLLUTANT AND CAS NUMBER (if available)	2. MARK "X"			3. EFFLUENT						4. UNITS		5. INTAKE (optional)			
	a. TESTING REQUIRED	b. BELIEVED PRESENT	c. BELIEVED ABSENT	a. MAXIMUM DAILY VALUE		b. MAXIMUM 30 DAY VALUE (if available)		c. LONG TERM AVRG. VALUE (if available)		d. NO. OF ANALYSES	a. CONCENTRATION	b. MASS	a. LONG TERM AVERAGE VALUE		b. NO. OF ANALYSES
				(1) CONCENTRATION	(2) MASS	(1) CONCENTRATION	(2) MASS	(1) CONCENTRATION	(2) MASS				(1) CONCENTRATION	(2) MASS	
	GC/MS FRACTION – BASE/NEUTRAL COMPOUNDS (continued)														
43B. N-Nitrosodiphenylamine (86-30-6)			X	<3.00	<8e-4	(G, M)				1	ug/L	lbs	NA	NA	NA
44B. Phenanthrene (85-01-8)			X	<0.300	<8e-5	(E)				1	ug/L	lbs	NA	NA	NA
45B. Pyrene (129-00-0)			X	<0.300	<8e-5	(G)				1	ug/L	lbs	NA	NA	NA
46B. 1,2,4-Trichlorobenzene (120-82-1)			X	<3.00	<8e-4	(G)				1	ug/L	lbs	NA	NA	NA
GC/MS FRACTION – PESTICIDES															
1P. Aldrin (309-00-2)			X	<0.00672	<2e-6	(G)				1	ug/L	lbs	NA	NA	NA
2P. α-BHC (319-84-6)			X	<0.00672	<2e-6	(G)				1	ug/L	lbs	NA	NA	NA
3P. β-BHC (319-85-7)			X	<0.00672	<2e-6	(G)				1	ug/L	lbs	NA	NA	NA
4P. γ-BHC (58-89-9)			X	<0.00672	<2e-6	(G)				1	ug/L	lbs	NA	NA	NA
5P. δ-BHC (319-86-8)			X	<0.00672	<2e-6	(E)				1	ug/L	lbs	NA	NA	NA
6P. Chlordane (57-74-9)			X	<0.0773	<2e-5	(G)				1	ug/L	lbs	NA	NA	NA
7P. 4,4'-DDT (50-29-3)			X	<0.0101	<3e-6	(G)				1	ug/L	lbs	NA	NA	NA
8P. 4,4'-DDE (72-55-9)			X	<0.0101	<3e-6	(G)				1	ug/L	lbs	NA	NA	NA
9P. 4,4'-DDD (72-54-8)			X	<0.0101	<3e-6	(G)				1	ug/L	lbs	NA	NA	NA
10P. Dieldrin (60-57-1)			X	<0.0101	<3e-6	(G)				1	ug/L	lbs	NA	NA	NA
11P. α-Endosulfan (115-29-7)			X	<0.00672	<2e-6	(G)				1	ug/L	lbs	NA	NA	NA
12P. β-Endosulfan (115-29-7)			X	<0.0101	<3e-6	(G)				1	ug/L	lbs	NA	NA	NA
13P. Endosulfan Sulfate (1031-07-8)			X	<0.0101	<3e-6	(G)				1	ug/L	lbs	NA	NA	NA
14P. Endrin (72-20-8)			X	<0.0101	<3e-6	(G)				1	ug/L	lbs	NA	NA	NA
15P. Endrin Aldehyde (7421-93-4)			X	<0.00672	<2e-6	(G)				1	ug/L	lbs	NA	NA	NA
16P. Heptachlor (76-44-8)			X	<0.00672	<2e-6	(G)				1	ug/L	lbs	NA	NA	NA

EPA I.D. NUMBER (copy from Item 1 of Form 1)	OUTFALL NUMBER
NM0890010515	03A181

CONTINUED FROM PAGE V-8

1. POLLUTANT AND CAS NUMBER (if available)	2. MARK "X"			3. EFFLUENT						4. UNITS		5. INTAKE (optional)			
	a. TESTING REQUIRED	b. BELIEVED PRESENT	c. BELIEVED ABSENT	a. MAXIMUM DAILY VALUE		b. MAXIMUM 30 DAY VALUE (if available)		c. LONG TERM AVRG. VALUE (if available)		d. NO. OF ANALYSES	a. CONCENTRATION	b. MASS	a. LONG TERM AVERAGE VALUE		b. NO. OF ANALYSES
				(1) CONCENTRATION	(2) MASS	(1) CONCENTRATION	(2) MASS	(1) CONCENTRATION	(2) MASS				(1) CONCENTRATION	(2) MASS	
GC/MS FRACTION – PESTICIDES (continued)															
17P. Heptachlor Epoxide (1024-57-3)			X	<0.00672	<2e-6	(G)				1	ug/L	lbs	NA	NA	NA
18P. PCB-1242 (53469-21-9)			X	<0.0378	<1e-5	(G)				1	ug/L	lbs	NA	NA	NA
19P. PCB-1254 (11097-69-1)			X	<0.0378	<1e-5	(G)				1	ug/L	lbs	NA	NA	NA
20P. PCB-1221 (11104-28-2)			X	<0.0378	<1e-5	(G)				1	ug/L	lbs	NA	NA	NA
21P. PCB-1232 (11141-16-5)			X	<0.0378	<1e-5	(G)				1	ug/L	lbs	NA	NA	NA
22P. PCB-1248 (12672-29-6)			X	<0.0378	<1e-5	(G)				1	ug/L	lbs	NA	NA	NA
23P. PCB-1260 (11096-82-5)			X	<0.0378	<1e-5	(G)				1	ug/L	lbs	NA	NA	NA
24P. PCB-1016 (12674-11-2)			X	<0.0378	<1e-5	(G)				1	ug/L	lbs	NA	NA	NA
25P. Toxaphene (8001-35-2)			X	<0.152	<4e-5	(G)				1	ug/L	lbs	NA	NA	NA

2019 NPDES Permit Reapplication - Footnotes for the Form 2C OUTFALL - 03A181

A	Calculated using data collected between October 2017 and September 2018.
B	Summer (June, July, August) and Winter (December, January, February) temperatures were determined using data collected between October 2017 and September 2018.
C	The pH values provided were determined using data collected between October 2014 and September 2018.
D	Value provided was estimated by the analytical laboratory.
E	The analytical result provided is less than the Method Detection Limit (MDL) and there is not an approved EPA Region 6 Method Quantification Limit (MQL). The value provided is the MDL.
F	Preparation or preservation holding time was exceeded and the value provided has been estimated by the laboratory.
G	The analytical result provided is less than the MDL and the EPA Region 6 approved MQL. The value provided is the MDL.
H	The analytical result provided is less than the MDL, however, the MDL used was greater than the EPA Region 6 approved MQL. The value provided is the MDL.
I	The analytical result provided is greater than the MDL but is below the EPA Region 6 MQL.
J	The EPA has remanded this parameter. See 40 CFR Part 122, Appendix D.
K	The E. Coli result is provided as an indicator for Fecal Coliform.
L	Result is for cis- and trans-1,3 dichloropropylene.
M	The result provided is for diphenylamine due to similar mass spectra and decomposition of N-nitrosodiphenylamine in the gas chromatograph injection port to nitric oxide and diphenylamine (thus it is measured as diphenylamine).
N	The analytical data collected for the 2019 permit application indicates that the pollutant was not detected in the discharge to the outfall. The pollutant is marked as "believed present" because it was either detected or marked as "believed present" in the previous permit application submitted in 2012.
O	Identified as a potential pollutant from one of the sources discharging to the outfall.

EPA I.D. NUMBER (copy from Item 1 of Form 1)
NM0890010515

Form Approved.
OMB No. 2040-0086.
Approval expires 3-31-98.

Please print or type in the unshaded areas only.

FORM 2C NPDES		U.S. ENVIRONMENTAL PROTECTION AGENCY APPLICATION FOR PERMIT TO DISCHARGE WASTEWATER EXISTING MANUFACTURING, COMMERCIAL, MINING AND SILVICULTURE OPERATIONS <i>Consolidated Permits Program</i>
------------------------------	---	--

I. OUTFALL LOCATION

For each outfall, list the latitude and longitude of its location to the nearest 15 seconds and the name of the receiving water.

A. OUTFALL NUMBER <i>(list)</i>	B. LATITUDE			C. LONGITUDE			D. RECEIVING WATER <i>(name)</i>
	1. DEG.	2. MIN.	3. SEC.	1. DEG.	2. MIN.	3. SEC.	
03A199	35.00	52.00	20.00	106.00	18.00	46.00	Ephemeral Tributary Sandia Canyon in Water Quality Segment 20.6.4.126 NMAC

II. FLOWS, SOURCES OF POLLUTION, AND TREATMENT TECHNOLOGIES

A. Attach a line drawing showing the water flow through the facility. Indicate sources of intake water, operations contributing wastewater to the effluent, and treatment units labeled to correspond to the more detailed descriptions in Item B. Construct a water balance on the line drawing by showing average flows between intakes, operations, treatment units, and outfalls. If a water balance cannot be determined (e.g., for certain mining activities), provide a pictorial description of the nature and amount of any sources of water and any collection or treatment measures.

B. For each outfall, provide a description of: (1) All operations contributing wastewater to the effluent, including process wastewater, sanitary wastewater, cooling water, and storm water runoff; (2) The average flow contributed by each operation; and (3) The treatment received by the wastewater. Continue on additional sheets if necessary.

1. OUTFALL NO. <i>(list)</i>	2. OPERATION(S) CONTRIBUTING FLOW		3. TREATMENT	
	a. OPERATION <i>(list)</i>	b. AVERAGE FLOW <i>(include units)</i>	a. DESCRIPTION	b. LIST CODES FROM TABLE 2C-1
03A199	Laboratory Data Communications	36,024 GPD	Dechlorination	2 E
	Center (LDCC)		Disinfection (other)	2 H
	- Treated Cooling Tower Blowdown		Reduction	2 L

OFFICIAL USE ONLY *(effluent guidelines sub-categories)*

C. Except for storm runoff, leaks, or spills, are any of the discharges described in Items II-A or B intermittent or seasonal?

YES (complete the following table)

NO (go to Section III)

1. OUTFALL NUMBER (list)	2. OPERATION(S) CONTRIBUTING FLOW (list)	3. FREQUENCY		4. FLOW				C. DURATION (in days)
		a. DAYS PER WEEK (specify average)	b. MONTHS PER YEAR (specify average)	a. FLOW RATE (in mgd)		B. TOTAL VOLUME (specify with units)		
				1. LONG TERM AVERAGE	2. MAXIMUM DAILY	1. LONG TERM AVERAGE	2. MAXIMUM DAILY	
03A199	Laboratory Data Communications Center (LDCC) - Treated Cooling Tower Blowdown	7	12	0.036	0.074	36,024	74,000	365

III. PRODUCTION

A. Does an effluent guideline limitation promulgated by EPA under Section 304 of the Clean Water Act apply to your facility?

YES (complete Item III-B)

NO (go to Section IV)

B. Are the limitations in the applicable effluent guideline expressed in terms of production (or other measure of operation)?

YES (complete Item III-C)

NO (go to Section IV)

C. If you answered "yes" to Item III-B, list the quantity which represents an actual measurement of your level of production, expressed in the terms and units used in the applicable effluent guideline, and indicate the affected outfalls.

1. AVERAGE DAILY PRODUCTION			2. AFFECTED OUTFALLS (list outfall numbers)
a. QUANTITY PER DAY	b. UNITS OF MEASURE	c. OPERATION, PRODUCT, MATERIAL, ETC. (specify)	
NA	NA	NA	NA

IV. IMPROVEMENTS

A. Are you now required by any Federal, State or local authority to meet any implementation schedule for the construction, upgrading or operations of wastewater treatment equipment or practices or any other environmental programs which may affect the discharges described in this application? This includes, but is not limited to, permit conditions, administrative or enforcement orders, enforcement compliance schedule letters, stipulations, court orders, and grant or loan conditions.

YES (complete the following table)

NO (go to Item IV-B)

1. IDENTIFICATION OF CONDITION, AGREEMENT, ETC.	2. AFFECTED OUTFALLS		3. BRIEF DESCRIPTION OF PROJECT	4. FINAL COMPLIANCE DATE	
	a. NO.	b. SOURCE OF DISCHARGE		a. REQUIRED	b. PROJECTED
NA	NA	NA	NA	NA	NA

B. OPTIONAL: You may attach additional sheets describing any additional water pollution control programs (or other environmental projects which may affect your discharges) you now have underway or which you plan. Indicate whether each program is now underway or planned, and indicate your actual or planned schedules for construction.

MARK "X" IF DESCRIPTION OF ADDITIONAL CONTROL PROGRAMS IS ATTACHED

EPA I.D. NUMBER (copy from Item 1 of Form 1)
 NM0890010515

CONTINUED FROM PAGE 2

V. INTAKE AND EFFLUENT CHARACTERISTICS

A, B, & C: See instructions before proceeding – Complete one set of tables for each outfall – Annotate the outfall number in the space provided.
 NOTE: Tables V-A, V-B, and V-C are included on separate sheets numbered V-1 through V-9.

D. Use the space below to list any of the pollutants listed in Table 2c-3 of the instructions, which you know or have reason to believe is discharged or may be discharged from any outfall. For every pollutant you list, briefly describe the reasons you believe it to be present and report any analytical data in your possession.

1. POLLUTANT	2. SOURCE	1. POLLUTANT	2. SOURCE
NA	NA	NA	NA

VI. POTENTIAL DISCHARGES NOT COVERED BY ANALYSIS

Is any pollutant listed in Item V-C a substance or a component of a substance which you currently use or manufacture as an intermediate or final product or byproduct?
 YES (list all such pollutants below) NO (go to Item VI-B)

NA

CONTINUED FROM THE FRONT

VII. BIOLOGICAL TOXICITY TESTING DATA

Do you have any knowledge or reason to believe that any biological test for acute or chronic toxicity has been made on any of your discharges or on a receiving water in relation to your discharge within the last 3 years?

YES (identify the test(s) and describe their purposes below)

NO (go to Section VIII)

NA

VIII. CONTRACT ANALYSIS INFORMATION

Were any of the analyses reported in Item V performed by a contract laboratory or consulting firm?

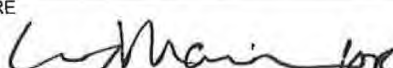
YES (list the name, address, and telephone number of, and pollutants analyzed by, each such laboratory or firm below)

NO (go to Section IX)

A. NAME	B. ADDRESS	C. TELEPHONE (area code & no.)	D. POLLUTANTS ANALYZED (list)
GEL Laboratories LLC	2040 Savage Road, Charleston SC 29407	(843) 556-8171	VOC, SVOC, Pesticides, Metals, Radiochemistry, General Chemistry, BOD, TSS, PCB
Cape Fear Analytical LLC	3306 Kitty Hawk Road, Suite 120, Wilmington NC 28405	(910) 795-0421	Dioxins and Furans
New Mexico Water Testing Laboratory Inc.	401 North Coronado Ave, Espanola, NM 87532	(505) 929-4545	E-Coli

IX. CERTIFICATION

I certify under penalty of law that this document and all attachments were prepared under my direction or supervision in accordance with a system designed to assure that qualified personnel properly gather and evaluate the information submitted. Based on my inquiry of the person or persons who manage the system or those persons directly responsible for gathering the information, the information submitted is, to the best of my knowledge and belief, true, accurate, and complete. I am aware that there are significant penalties for submitting false information, including the possibility of fine and imprisonment for knowing violations.

A. NAME & OFFICIAL TITLE (type or print) Michael W. Hazen, Associate Laboratory Director ESHQSS	B. PHONE NO. (area code & no.) (505) 667-4218
C. SIGNATURE 	D. DATE SIGNED 3-20-19

CONTINUED FROM THE FRONT

VII. BIOLOGICAL TOXICITY TESTING DATA

Do you have any knowledge or reason to believe that any biological test for acute or chronic toxicity has been made on any of your discharges or on a receiving water in relation to your discharge within the last 3 years?

YES (identify the test(s) and describe their purposes below)

NO (go to Section VIII)

EXTRA PAGE FOR SIGNATURE ONLY

VIII. CONTRACT ANALYSIS INFORMATION

Were any of the analyses reported in Item V performed by a contract laboratory or consulting firm?


YES (list the name, address, and telephone number of, and pollutants analyzed by, each such laboratory or firm below)

NO (go to Section IX)

A. NAME	B. ADDRESS	C. TELEPHONE (area code & no.)	D. POLLUTANTS ANALYZED (list)

IX. CERTIFICATION

I certify under penalty of law that this document and all attachments were prepared under my direction or supervision in accordance with a system designed to assure that qualified personnel properly gather and evaluate the information submitted. Based on my inquiry of the person or persons who manage the system or those persons directly responsible for gathering the information, the information submitted is, to the best of my knowledge and belief, true, accurate, and complete. I am aware that there are significant penalties for submitting false information, including the possibility of fine and imprisonment for knowing violations.

A. NAME & OFFICIAL TITLE (type or print) William S. Goodrum, Manager Los Alamos Field Office	B. PHONE NO. (area code & no.) (505) 667-5105
C. SIGNATURE 	D. DATE SIGNED 3-25-19

PLEASE PRINT OR TYPE IN THE UNSHADED AREAS ONLY. You may report some or all of this information on separate sheets (use the same format) instead of completing these pages. SEE INSTRUCTIONS.

EPA I.D. NUMBER (copy from Item 1 of Form 1)
NM0890010515

V. INTAKE AND EFFLUENT CHARACTERISTICS (continued from page 3 of Form 2-C)		OUTFALL NO. 03A199
--	--	-----------------------

PART A – You must provide the results of at least one analysis for every pollutant in this table. Complete one table for each outfall. See instructions for additional details.

1. POLLUTANT	2. EFFLUENT						3. UNITS <i>(specify if blank)</i>		4. INTAKE <i>(optional)</i>			
	a. MAXIMUM DAILY VALUE		b. MAXIMUM 30 DAY VALUE <i>(if available)</i>		c. LONG TERM AVRG. VALUE <i>(if available)</i>		d. NO. OF ANALYSES	a. CONCENTRATION	b. MASS	a. LONG TERM AVERAGE VALUE		b. NO. OF ANALYSES
	(1) CONCENTRATION	(2) MASS	(1) CONCENTRATION	(2) MASS	(1) CONCENTRATION	(2) MASS				(1) CONCENTRATION	(2) MASS	
a. Biochemical Oxygen Demand (BOD)	1.82	1.12	(D)				1	mg/L	lbs	NA	NA	NA
b. Chemical Oxygen Demand (COD)	37.1	22.9					1	mg/L	lbs	NA	NA	NA
c. Total Organic Carbon (TOC)	8.84	5.46					1	mg/L	lbs	NA	NA	NA
d. Total Suspended Solids (TSS)	4.7 (A)	2.90	4.7 (A)	1.79	1.51 (A)	0.476	17	mg/L	lbs	NA	NA	NA
e. Ammonia (as N)	0.0504	0.0311					1	mg/L	lbs	NA	NA	NA
f. Flow	VALUE 0.074 (A)		VALUE 0.0457 (A)		VALUE 0.036 (A)		364	MGD	NA	VALUE NA		NA
g. Temperature (winter)	VALUE 19.1 (B)		VALUE 18.6 (B)		VALUE 17.9 (B)		12	°C		VALUE NA		NA
h. Temperature (summer)	VALUE 24.3 (B)		VALUE 23.4 (B)		VALUE 22.2 (B)		12	°C		VALUE NA		NA
i. pH	MINIMUM 7.3 (C)	MAXIMUM 8.6 (C)	MINIMUM 7.5 (C)	MAXIMUM 8.5 (C)			209	STANDARD UNITS				

PART B – Mark "X" in column 2-a for each pollutant you know or have reason to believe is present. Mark "X" in column 2-b for each pollutant you believe to be absent. If you mark column 2a for any pollutant which is limited either directly, or indirectly but expressly, in an effluent limitations guideline, you must provide the results of at least one analysis for that pollutant. For other pollutants for which you mark column 2a, you must provide quantitative data or an explanation of their presence in your discharge. Complete one table for each outfall. See the instructions for additional details and requirements.

1. POLLUTANT AND CAS NO. <i>(if available)</i>	2. MARK "X"		3. EFFLUENT						4. UNITS		5. INTAKE <i>(optional)</i>			
	a. BELIEVED PRESENT	b. BELIEVED ABSENT	a. MAXIMUM DAILY VALUE		b. MAXIMUM 30 DAY VALUE <i>(if available)</i>		c. LONG TERM AVRG. VALUE <i>(if available)</i>		d. NO. OF ANALYSES	a. CONCENTRATION	b. MASS	a. LONG TERM AVERAGE VALUE		b. NO. OF ANALYSES
			(1) CONCENTRATION	(2) MASS	(1) CONCENTRATION	(2) MASS	(1) CONCENTRATION	(2) MASS				(1) CONCENTRATION	(2) MASS	
a. Bromide (24959-67-9)	X		3.75	2.32					1	mg/L	lbs	NA	NA	NA
b. Chlorine, Total Residual	X		0.98 (I,O)	0.6052	0.98 (I,O)	0.373	0.02 (I,O)	0.006	209	mg/L	lbs	NA	NA	NA
c. Color		X	<5	NA	(E,F)				1	PCU	NA	NA	NA	NA
d. Fecal Coliform		X	<1	NA	(E,K)				1	No/100mL	lbs	NA	NA	NA
e. Fluoride (16984-48-8)	X		0.278	0.1717					1	mg/L	lbs	NA	NA	NA
f. Nitrate-Nitrite (as N)	X		1.4	0.8646					1	mg/L	lbs	NA	NA	NA

1. POLLUTANT AND CAS NO. (if available)	2. MARK "X"		3. EFFLUENT						4. UNITS		5. INTAKE (optional)			
	a. BELIEVED PRESENT	b. BELIEVED ABSENT	a. MAXIMUM DAILY VALUE		b. MAXIMUM 30 DAY VALUE (if available)		c. LONG TERM AVRG. VALUE (if available)		d. NO. OF ANALYSES	a. CONCENTRATION	b. MASS	a. LONG TERM AVERAGE VALUE		b. NO. OF ANALYSES
			(1) CONCENTRATION	(2) MASS	(1) CONCENTRATION	(2) MASS	(1) CONCENTRATION	(2) MASS				(1) CONCENTRATION	(2) MASS	
g. Nitrogen, Total Organic (as N)	X		0.852	0.5262					1	mg/L	lbs	NA	NA	NA
h. Oil and Grease	X		<1.51	<0.9325	(E, N)				1	mg/L	lbs	NA	NA	NA
i. Phosphorus (as P), Total (7723-14-0)	X		1.58 (O)	0.9757	1.5 (O)	0.602	0.7239 (O)	0.228	17	mg/L	lbs	NA	NA	NA
j. Radioactivity														
(1) Alpha, Total		X	<2.88	NA	(E)				1	pCi/L	NA	NA	NA	NA
(2) Beta, Total	X		5.8	NA					1	pCi/L	NA	NA	NA	NA
(3) Radium, Total	X		0.7747	NA					1	pCi/L	NA	NA	NA	NA
(4) Radium 226, Total	X		0.740	NA					1	pCi/L	NA	NA	NA	NA
k. Sulfate (as SO ₄) (14808-79-8)	X		25.5	15.748					1	mg/L	lbs	NA	NA	NA
l. Sulfide (as S)		X	<0.033	<0.0204	(E)				1	mg/L	lbs	NA	NA	NA
m. Sulfite (as SO ₃) (14265-45-3)	X		9.1	5.62	(O)				1	mg/L	lbs	NA	NA	NA
n. Surfactants		X	<0.017	<0.0105	(E, F)				1	mg/L	lbs	NA	NA	NA
o. Aluminum, Total (7429-90-5)	X		<19.3	<0.0119	(H, N)				1	ug/L	lbs	NA	NA	NA
p. Barium, Total (7440-39-3)	X		51.7	0.0319	(I)				1	ug/L	lbs	NA	NA	NA
q. Boron, Total (7440-42-8)	X		34.9	0.0216	(I)				1	ug/L	lbs	NA	NA	NA
r. Cobalt, Total (7440-48-4)		X	<0.3	<2e-04	(G)				1	ug/L	lbs	NA	NA	NA
s. Iron, Total (7439-89-6)		X	<33	<2e-02	(E)				1	ug/L	lbs	NA	NA	NA
t. Magnesium, Total (7439-95-4)	X		6620	4.09					1	ug/L	lbs	NA	NA	NA
u. Molybdenum, Total (7439-98-7)	X		1.85	1e-03	(I)				1	ug/L	lbs	NA	NA	NA
v. Manganese, Total (7439-96-5)	X		<1	<6e-04	(E, N)				1	ug/L	lbs	NA	NA	NA
w. Tin, Total (7440-31-5)		X	<1	<6e-04	(E)				1	ug/L	lbs	NA	NA	NA
x. Titanium, Total (7440-32-6)	X		<2	<1e-3	(E, N)				1	ug/L	lbs	NA	NA	NA

EPA I.D. NUMBER (copy from Item 1 of Form 1)	OUTFALL NUMBER
NM0890010515	03A199

CONTINUED FROM PAGE 3 OF FORM 2-C

PART C - If you are a primary industry and this outfall contains process wastewater, refer to Table 2c-2 in the instructions to determine which of the GC/MS fractions you must test for. Mark "X" in column 2-a for all such GC/MS fractions that apply to your industry and for ALL toxic metals, cyanides, and total phenols. If you are not required to mark column 2-a (secondary industries, nonprocess wastewater outfalls, and nonrequired GC/MS fractions), mark "X" in column 2-b for each pollutant you know or have reason to believe is present. Mark "X" in column 2-c for each pollutant you believe is absent. If you mark column 2a for any pollutant, you must provide the results of at least one analysis for that pollutant. If you mark column 2b for any pollutant, you must provide the results of at least one analysis for that pollutant if you know or have reason to believe it will be discharged in concentrations of 10 ppb or greater. If you mark column 2b for acrolein, acrylonitrile, 2,4 dinitrophenol, or 2-methyl-4, 6 dinitrophenol, you must provide the results of at least one analysis for each of these pollutants which you know or have reason to believe that you discharge in concentrations of 100 ppb or greater. Otherwise, for pollutants for which you mark column 2b, you must either submit at least one analysis or briefly describe the reasons the pollutant is expected to be discharged. Note that there are 7 pages to this part; please review each carefully. Complete one table (all 7 pages) for each outfall. See instructions for additional details and requirements.

1. POLLUTANT AND CAS NUMBER (if available)	2. MARK "X"			3. EFFLUENT						4. UNITS		5. INTAKE (optional)			
	a. TESTING REQUIRED	b. BELIEVED PRESENT	c. BELIEVED ABSENT	a. MAXIMUM DAILY VALUE		b. MAXIMUM 30 DAY VALUE (if available)		c. LONG TERM AVRG. VALUE (if available)		d. NO. OF ANALYSES	a. CONCENTRATION	b. MASS	a. LONG TERM AVERAGE VALUE		b. NO. OF ANALYSES
				(1) CONCENTRATION	(2) MASS	(1) CONCENTRATION	(2) MASS	(1) CONCENTRATION	(2) MASS				(1) CONCENTRATION	(2) MASS	
METALS, CYANIDE, AND TOTAL PHENOLS															
1M. Antimony, Total (7440-36-0)			X	<1	<6e-04	(G)				1	ug/L	lbs	NA	NA	NA
2M. Arsenic, Total (7440-38-2)		X		<2	<1e-03	(G, N)				1	ug/L	lbs	NA	NA	NA
3M. Beryllium, Total (7440-41-7)			X	<0.2	<1e-04	(G)				1	ug/L	lbs	NA	NA	NA
4M. Cadmium, Total (7440-43-9)			X	<0.3	<2e-04	(G)				1	ug/L	lbs	NA	NA	NA
5M. Chromium, Total (7440-47-3)		X		7.88	5e-03	(D)				1	ug/L	lbs	NA	NA	NA
6M. Copper, Total (7440-50-8)		X		3.15	2e-03					1	ug/L	lbs	NA	NA	NA
7M. Lead, Total (7439-92-1)		X		<0.5	<3e-04	(G, N)				1	ug/L	lbs	NA	NA	NA
8M. Mercury, Total (7439-97-6)		X		<0.067	<4e-5	(H, N)				1	ug/L	lbs	NA	NA	NA
9M. Nickel, Total (7440-02-0)		X		<0.6	<4e-04	(H, N)				1	ug/L	lbs	NA	NA	NA
10M. Selenium, Total (7782-49-2)		X		<2	<1e-03	(G, N)				1	ug/L	lbs	NA	NA	NA
11M. Silver, Total (7440-22-4)			X	<0.3	<2e-04	(G)				1	ug/L	lbs	NA	NA	NA
12M. Thallium, Total (7440-28-0)			X	<0.6	<4e-04	(H)				1	ug/L	lbs	NA	NA	NA
13M. Zinc, Total (7440-66-6)		X		3.6	2e-03	(D)				1	ug/L	lbs	NA	NA	NA
14M. Cyanide, Total (57-12-5)			X	<1.67	<1e-03	(G)				1	ug/L	lbs	NA	NA	NA
15M. Phenols, Total		X		<1.67	<1e-03	(E, N)				1	ug/L	lbs	NA	NA	NA
DIOXIN															
2,3,7,8-Tetra-chlorodibenzo-P-Dioxin (1764-01-5)			X	DESCRIBE RESULTS The result was less than the detection limit <10.3 pg/L, however, the detection limit used was greater than the MCL of 10.0 pg/L											

CONTINUED FROM THE FRONT

1. POLLUTANT AND CAS NUMBER (if available)	2. MARK "X"			3. EFFLUENT						4. UNITS		5. INTAKE (optional)			
	a. TESTING REQUIRED	b. BELIEVED PRESENT	c. BELIEVED ABSENT	a. MAXIMUM DAILY VALUE		b. MAXIMUM 30 DAY VALUE (if available)		c. LONG TERM AVRG. VALUE (if available)		d. NO. OF ANALYSES	a. CONCENTRATION	b. MASS	a. LONG TERM AVERAGE VALUE		b. NO. OF ANALYSES
				(1) CONCENTRATION	(2) MASS	(1) CONCENTRATION	(2) MASS	(1) CONCENTRATION	(2) MASS				(1) CONCENTRATION	(2) MASS	
GC/MS FRACTION - VOLATILE COMPOUNDS															
1V. Accrolein (107-02-8)			X	<1.67	<1E-03	(G)				1	ug/L	lbs	NA	NA	NA
2V. Acrylonitrile (107-13-1)			X	<1.67	<1E-03	(G)				1	ug/L	lbs	NA	NA	NA
3V. Benzene (71-43-2)			X	<0.333	<2E-04	(G)				1	ug/L	lbs	NA	NA	NA
4V. Bis (Chloromethyl) Ether (542-88-1)						(J)									
5V. Bromoform (75-25-2)		X		0.85	5E-04	(D)				1	ug/L	lbs	NA	NA	NA
6V. Carbon Tetrachloride (56-23-5)			X	<0.333	<2E-04	(G)				1	ug/L	lbs	NA	NA	NA
7V. Chlorobenzene (108-90-7)			X	<0.333	<2E-04	(G)				1	ug/L	lbs	NA	NA	NA
8V. Chlorodibromomethane (124-48-1)		X		<0.333	<2E-04	(G,N)				1	ug/L	lbs	NA	NA	NA
9V. Chloroethane (75-00-3)			X	<0.333	<2E-04	(E)				1	ug/L	lbs	NA	NA	NA
10V. 2-Chloroethylvinyl Ether (110-75-8)			X	<1.67	<1e-03	(E)				1	ug/L	lbs	NA	NA	NA
11V. Chloroform (67-66-3)		X		<0.333	<2E-04	(E,N)				1	ug/L	lbs	NA	NA	NA
12V. Dichlorobromomethane (75-27-4)		X		<0.333	<2E-04	(E,N)				1	ug/L	lbs	NA	NA	NA
13V. Dichlorodifluoromethane (75-71-8)						(J)									
14V. 1,1-Dichloroethane (75-34-3)			X	<0.333	<2E-04	(E)				1	ug/L	lbs	NA	NA	NA
15V. 1,2-Dichloroethane (107-06-2)			X	<0.333	<2E-04	(G)				1	ug/L	lbs	NA	NA	NA
16V. 1,1-Dichloroethylene (75-35-4)			X	<0.333	<2E-04	(G)				1	ug/L	lbs	NA	NA	NA
17V. 1,2-Dichloropropane (78-87-5)			X	<0.333	<2E-04	(G)				1	ug/L	lbs	NA	NA	NA
18V. 1,3-Dichloropropylene (542-75-6)			X	<0.333	<2E-04	(G,L)				1	ug/L	lbs	NA	NA	NA
19V. Ethylbenzene (100-41-4)			X	<0.333	<2E-04	(G)				1	ug/L	lbs	NA	NA	NA
20V. Methyl Bromide (74-83-9)			X	<0.337	<2E-04	(G)				1	ug/L	lbs	NA	NA	NA
21V. Methyl Chloride (74-87-3)			X	<0.333	<2E-04	(E)				1	ug/L	lbs	NA	NA	NA

1. POLLUTANT AND CAS NUMBER <i>(if available)</i>	2. MARK "X"			3. EFFLUENT						4. UNITS		5. INTAKE <i>(optional)</i>			
	a. TESTING REQUIRED	b. BELIEVED PRESENT	c. BELIEVED ABSENT	a. MAXIMUM DAILY VALUE		b. MAXIMUM 30 DAY VALUE <i>(if available)</i>		c. LONG TERM AVRG. VALUE <i>(if available)</i>		d. NO. OF ANALYSES	a. CONCENTRATION	b. MASS	a. LONG TERM AVERAGE VALUE		b. NO. OF ANALYSES
				(1) CONCENTRATION	(2) MASS	(1) CONCENTRATION	(2) MASS	(1) CONCENTRATION	(2) MASS				(1) CONCENTRATION	(2) MASS	
GC/MS FRACTION – VOLATILE COMPOUNDS <i>(continued)</i>															
22V. Methylene Chloride (75-09-2)		X		<1.67	<1e-03	(G)				1	ug/L	lbs	NA	NA	NA
23V. 1,1,2,2-Tetrachloroethane (79-34-5)			X	<0.333	<2e-04	(G)				1	ug/L	lbs	NA	NA	NA
24V. Tetrachloroethylene (127-18-4)			X	<0.333	<2e-04	(G)				1	ug/L	lbs	NA	NA	NA
25V. Toluene (108-88-3)		X		<0.333	<2e-04	(G,N,O)				1	ug/L	lbs	NA	NA	NA
26V. 1,2-Trans-Dichloroethylene (156-60-5)			X	<0.333	<2e-04	(G)				1	ug/L	lbs	NA	NA	NA
27V. 1,1,1-Trichloroethane (71-55-6)			X	<0.333	<2e-04	(G)				1	ug/L	lbs	NA	NA	NA
28V. 1,1,2-Trichloroethane (79-00-5)			X	<0.333	<2e-04	(E)				1	ug/L	lbs	NA	NA	NA
29V. Trichloroethylene (79-01-6)			X	<0.333	<2e-04	(G)				1	ug/L	lbs	NA	NA	NA
30V. Trichlorofluoromethane (75-69-4)						(J)									
31V. Vinyl Chloride (75-01-4)			X	<0.333	<2e-04	(G)				1	ug/L	lbs	NA	NA	NA
GC/MS FRACTION – ACID COMPOUNDS															
1A. 2-Chlorophenol (95-57-8)			X	<3.03	<2e-03	(G)				1	ug/L	lbs	NA	NA	NA
2A. 2,4-Dichlorophenol (120-83-2)			X	<3.03	<2e-03	(G)				1	ug/L	lbs	NA	NA	NA
3A. 2,4-Dimethylphenol (105-67-9)			X	<3.03	<2e-03	(G)				1	ug/L	lbs	NA	NA	NA
4A. 4,6-Dinitro-O-Cresol (534-52-1)			X	<3.03	<2e-03	(G)				1	ug/L	lbs	NA	NA	NA
5A. 2,4-Dinitrophenol (51-28-5)			X	<5.05	<3e-03	(G)				1	ug/L	lbs	NA	NA	NA
6A. 2-Nitrophenol (88-75-6)			X	<3.03	<2e-03	(E)				1	ug/L	lbs	NA	NA	NA
7A. 4-Nitrophenol (100-02-7)			X	<3.03	<2e-03	(E)				1	ug/L	lbs	NA	NA	NA
8A. P-Chloro-M-Cresol (59-50-7)			X	<3.03	<2e-03	(E)				1	ug/L	lbs	NA	NA	NA
9A. Pentachlorophenol (87-86-5)			X	<3.03	<2e-03	(G)				1	ug/L	lbs	NA	NA	NA
10A. Phenol (108-95-2)			X	<3.03	<2e-03	(G)				1	ug/L	lbs	NA	NA	NA
11A. 2,4,6-Trichlorophenol (88-05-2)			X	<3.03	<2e-03	(G)				1	ug/L	lbs	NA	NA	NA

CONTINUED FROM THE FRONT

1. POLLUTANT AND CAS NUMBER <i>(if available)</i>	2. MARK "X"			3. EFFLUENT						4. UNITS		5. INTAKE <i>(optional)</i>			
	a. TESTING REQUIRED	b. BELIEVED PRESENT	c. BELIEVED ABSENT	a. MAXIMUM DAILY VALUE		b. MAXIMUM 30 DAY VALUE <i>(if available)</i>		c. LONG TERM AVRG. VALUE <i>(if available)</i>		d. NO. OF ANALYSES	a. CONCEN-TRATION	b. MASS	a. LONG TERM AVERAGE VALUE		b. NO. OF ANALYSES
				(1) CONCENTRATION	(2) MASS	(1) CONCENTRATION	(2) MASS	(1) CONCENTRATION	(2) MASS				(1) CONCENTRATION	(2) MASS	
GC/MS FRACTION – BASE/NEUTRAL COMPOUNDS															
1B. Acenaphthene (83-32-9)			X	<0.303	<2e-04	(G)				1	ug/L	lbs	NA	NA	NA
2B. Acenaphthylene (208-96-8)			X	<0.303	<2e-04	(E)				1	ug/L	lbs	NA	NA	NA
3B. Anthracene (120-12-7)			X	<0.303	<2e-04	(G)				1	ug/L	lbs	NA	NA	NA
4B. Benzidine (92-87-5)			X	<3.94	<2e-03	(G)				1	ug/L	lbs	NA	NA	NA
5B. Benzo (a) Anthracene (56-55-3)			X	<0.303	<2e-04	(G)				1	ug/L	lbs	NA	NA	NA
6B. Benzo (a) Pyrene (50-32-8)			X	<0.303	<2e-04	(G)				1	ug/L	lbs	NA	NA	NA
7B. 3,4-Benzo-fluoranthene (205-99-2)			X	<0.303	<2e-04	(G)				1	ug/L	lbs	NA	NA	NA
8B. Benzo (ghi) Perylene (191-24-2)			X	<0.303	<2e-04	(E)				1	ug/L	lbs	NA	NA	NA
9B. Benzo (k) Fluoranthene (207-08-9)			X	<0.303	<2e-04	(G)				1	ug/L	lbs	NA	NA	NA
10B. Bis (2-Chloro-ethoxy) Methane (111-91-1)			X	<3.03	<2e-03	(E)				1	ug/L	lbs	NA	NA	NA
11B. Bis (2-Chloro-ethyl) Ether (111-44-4)			X	<3.03	<2e-03	(G)				1	ug/L	lbs	NA	NA	NA
12B. Bis (2-Chloroisopropyl) Ether (102-80-1)			X	<1.67	<1e-03	(G)				1	ug/L	lbs	NA	NA	NA
13B. Bis (2-Ethyl-hexyl) Phthalate (117-81-7)			X	<0.303	<2e-04	(G)				1	ug/L	lbs	NA	NA	NA
14B. 4-Bromophenyl Phenyl Ether (101-55-3)			X	<3.03	<2e-03	(E)				1	ug/L	lbs	NA	NA	NA
15B. Butyl Benzyl Phthalate (85-68-7)			X	<0.303	<2e-04	(G)				1	ug/L	lbs	NA	NA	NA
16B. 2-Chloro-naphthalene (91-58-7)			X	<0.414	<3e-04	(G)				1	ug/L	lbs	NA	NA	NA
17B. 4-Chloro-phenyl Phenyl Ether (7005-72-3)			X	<3.03	<2e-03	(E)				1	ug/L	lbs	NA	NA	NA
18B. Chrysene (218-01-9)			X	<0.303	<2e-04	(G)				1	ug/L	lbs	NA	NA	NA
19B. Dibenzo (a,h) Anthracene (53-70-3)			X	<0.303	<2e-04	(G)				1	ug/L	lbs	NA	NA	NA
20B. 1,2-Dichloro-benzene (95-50-1)			X	<0.333	<2e-04	(G)				1	ug/L	lbs	NA	NA	NA
21B. 1,3-Di-chloro-benzene (541-73-1)			X	<0.333	<2e-04	(G)				1	ug/L	lbs	NA	NA	NA

1. POLLUTANT AND CAS NUMBER (if available)	2. MARK "X"			3. EFFLUENT						4. UNITS		5. INTAKE (optional)			
	a. TESTING REQUIRED	b. BELIEVED PRESENT	c. BELIEVED ABSENT	a. MAXIMUM DAILY VALUE		b. MAXIMUM 30 DAY VALUE (if available)		c. LONG TERM AVRG. VALUE (if available)		d. NO. OF ANALYSES	a. CONCENTRATION	b. MASS	a. LONG TERM AVERAGE VALUE		b. NO. OF ANALYSES
				(1) CONCENTRATION	(2) MASS	(1) CONCENTRATION	(2) MASS	(1) CONCENTRATION	(2) MASS				(1) CONCENTRATION	(2) MASS	
GC/MS FRACTION – BASE/NEUTRAL COMPOUNDS (continued)															
22B. 1,4-Dichlorobenzene (106-46-7)			X	<0.333	<2e-04	(G)				1	ug/L	lbs	NA	NA	NA
23B. 3,3-Dichlorobenzidine (91-94-1)			X	<3.03	<2e-03	(G)				1	ug/L	lbs	NA	NA	NA
24B. Diethyl Phthalate (84-66-2)			X	<0.303	<2e-04	(G)				1	ug/L	lbs	NA	NA	NA
25B. Dimethyl Phthalate (131-11-3)			X	<0.303	<2e-04	(G)				1	ug/L	lbs	NA	NA	NA
26B. Di-N-Butyl Phthalate (84-74-2)			X	<0.303	<2e-04	(G)				1	ug/L	lbs	NA	NA	NA
27B. 2,4-Dinitrotoluene (121-14-2)			X	<3.03	<2e-03	(G)				1	ug/L	lbs	NA	NA	NA
28B. 2,6-Dinitrotoluene (606-20-2)			X	<3.03	<2e-03	(E)				1	ug/L	lbs	NA	NA	NA
29B. Di-N-Octyl Phthalate (117-84-0)			X	<0.303	<2e-04	(E)				1	ug/L	lbs	NA	NA	NA
30B. 1,2-Diphenylhydrazine (as Azobenzene) (122-66-7)			X	<3.03	<2e-03	(G)				1	ug/L	lbs	NA	NA	NA
31B. Fluoranthene (206-44-0)			X	<0.303	<2e-04	(G)				1	ug/L	lbs	NA	NA	NA
32B. Fluorene (86-73-7)			X	<0.303	<2e-04	(G)				1	ug/L	lbs	NA	NA	NA
33B. Hexachlorobenzene (118-74-1)			X	<3.03	<2e-03	(G)				1	ug/L	lbs	NA	NA	NA
34B. Hexachlorobutadiene (87-68-3)			X	<3.03	<2e-03	(G)				1	ug/L	lbs	NA	NA	NA
35B. Hexachlorocyclopentadiene (77-47-4)			X	<3.03	<2e-03	(G)				1	ug/L	lbs	NA	NA	NA
36B. Hexachloroethane (67-72-1)			X	<3.03	<2e-03	(G)				1	ug/L	lbs	NA	NA	NA
37B. Indeno (1,2,3-cd) Pyrene (193-39-5)			X	<0.303	<2e-04	(G)				1	ug/L	lbs	NA	NA	NA
38B. Isophorone (78-59-1)			X	<3.54	<2e-03	(G)				1	ug/L	lbs	NA	NA	NA
39B. Naphthalene (91-20-3)			X	<0.303	<2e-04	(E)				1	ug/L	lbs	NA	NA	NA
40B. Nitrobenzene (98-95-3)			X	<3.03	<2e-03	(G)				1	ug/L	lbs	NA	NA	NA
41B. N-Nitrosodimethylamine (62-75-9)			X	<3.03	<2e-03	(G)				1	ug/L	lbs	NA	NA	NA
42B. N-Nitrosodi-N-Propylamine (621-64-7)			X	<3.03	<2e-03	(G)				1	ug/L	lbs	NA	NA	NA

1. POLLUTANT AND CAS NUMBER <i>(if available)</i>	2. MARK "X"			3. EFFLUENT								4. UNITS		5. INTAKE <i>(optional)</i>		
	a. TESTING REQUIRED	b. BELIEVED PRESENT	c. BELIEVED ABSENT	a. MAXIMUM DAILY VALUE		b. MAXIMUM 30 DAY VALUE <i>(if available)</i>		c. LONG TERM AVRG. VALUE <i>(if available)</i>		d. NO. OF ANALYSES	a. CONCENTRATION	b. MASS	a. LONG TERM AVERAGE VALUE		b. NO. OF ANALYSES	
				(1) CONCENTRATION	(2) MASS	(1) CONCENTRATION	(2) MASS	(1) CONCENTRATION	(2) MASS				(1) CONCENTRATION	(2) MASS		
	GC/MS FRACTION – BASE/NEUTRAL COMPOUNDS <i>(continued)</i>															
43B. N-Nitrosodiphenylamine (86-30-6)			X	<3.03	<2e-03	(G, M)				1	ug/L	lbs	NA	NA	NA	
44B. Phenanthrene (85-01-8)			X	<0.303	<2e-04	(E)				1	ug/L	lbs	NA	NA	NA	
45B. Pyrene (129-00-0)			X	<0.303	<2e-04	(G)				1	ug/L	lbs	NA	NA	NA	
46B. 1,2,4-Trichlorobenzene (120-82-1)			X	<3.03	<2e-03	(G)				1	ug/L	lbs	NA	NA	NA	
GC/MS FRACTION – PESTICIDES																
1P. Aldrin (309-00-2)			X	<0.007	<4e-06	(G)				1	ug/L	lbs	NA	NA	NA	
2P. α-BHC (319-84-6)			X	<0.007	<4e-06	(G)				1	ug/L	lbs	NA	NA	NA	
3P. β-BHC (319-85-7)			X	<0.007	<4e-06	(G)				1	ug/L	lbs	NA	NA	NA	
4P. γ-BHC (58-89-9)			X	<0.007	<4e-06	(G)				1	ug/L	lbs	NA	NA	NA	
5P. δ-BHC (319-86-8)			X	<0.007	<4e-06	(E)				1	ug/L	lbs	NA	NA	NA	
6P. Chlordane (57-74-9)			X	<0.0805	<5e-05	(G)				1	ug/L	lbs	NA	NA	NA	
7P. 4,4'-DDT (50-29-3)			X	<0.0105	<6e-06	(G)				1	ug/L	lbs	NA	NA	NA	
8P. 4,4'-DDE (72-55-9)			X	<0.0105	<6e-06	(G)				1	ug/L	lbs	NA	NA	NA	
9P. 4,4'-DDD (72-54-8)			X	<0.0105	<6e-06	(G)				1	ug/L	lbs	NA	NA	NA	
10P. Dieldrin (60-57-1)			X	<0.0105	<6e-06	(G)				1	ug/L	lbs	NA	NA	NA	
11P. α-Endosulfan (115-29-7)			X	<0.007	<4e-06	(G)				1	ug/L	lbs	NA	NA	NA	
12P. β-Endosulfan (115-29-7)			X	<0.0105	<6e-06	(G)				1	ug/L	lbs	NA	NA	NA	
13P. Endosulfan Sulfate (1031-07-8)			X	<0.0105	<6e-06	(G)				1	ug/L	lbs	NA	NA	NA	
14P. Endrin (72-20-8)			X	<0.0105	<6e-06	(G)				1	ug/L	lbs	NA	NA	NA	
15P. Endrin Aldehyde (7421-93-4)			X	<0.007	<4e-06	(G)				1	ug/L	lbs	NA	NA	NA	
16P. Heptachlor (76-44-8)			X	<0.007	<4e-06	(G)				1	ug/L	lbs	NA	NA	NA	

EPA I.D. NUMBER (copy from Item 1 of Form 1) NM0890010515	OUTFALL NUMBER 03A199
--	--------------------------

CONTINUED FROM PAGE V-8

1. POLLUTANT AND CAS NUMBER (if available)	2. MARK "X"			3. EFFLUENT						4. UNITS		5. INTAKE (optional)			
	a. TESTING REQUIRED	b. BELIEVED PRESENT	c. BELIEVED ABSENT	a. MAXIMUM DAILY VALUE		b. MAXIMUM 30 DAY VALUE (if available)		c. LONG TERM AVRG. VALUE (if available)		d. NO. OF ANALYSES	a. CONCEN-TRATION	b. MASS	a. LONG TERM AVERAGE VALUE		b. NO. OF ANALYSES
				(1) CONCENTRATION	(2) MASS	(1) CONCENTRATION	(2) MASS	(1) CONCENTRATION	(2) MASS				(1) CONCENTRATION	(2) MASS	
GC/MS FRACTION – PESTICIDES (continued)															
17P. Heptachlor Epoxide (1024-57-3)			X	<0.007	<4e-06	(G)				1	ug/L	lbs	NA	NA	NA
18P. PCB-1242 (53469-21-9)			X	<0.0354	<2e-05	(G)				1	ug/L	lbs	NA	NA	NA
19P. PCB-1254 (11097-69-1)			X	<0.0354	<2e-05	(G)				1	ug/L	lbs	NA	NA	NA
20P. PCB-1221 (11104-28-2)			X	<0.0354	<2e-05	(G)				1	ug/L	lbs	NA	NA	NA
21P. PCB-1232 (11141-16-5)			X	<0.0354	<2e-05	(G)				1	ug/L	lbs	NA	NA	NA
22P. PCB-1248 (12672-29-6)			X	<0.0354	<2e-05	(G)				1	ug/L	lbs	NA	NA	NA
23P. PCB-1260 (11096-82-5)			X	<0.0354	<2e-05	(G)				1	ug/L	lbs	NA	NA	NA
24P. PCB-1016 (12674-11-2)			X	<0.0354	<2e-05	(G)				1	ug/L	lbs	NA	NA	NA
25P. Toxaphene (8001-35-2)			X	<0.158	<1e-04	(G)				1	ug/L	lbs	NA	NA	NA

EPA Form 3510-2C (8-90)

PAGE V-9

2019 NPDES Permit Reapplication - Footnotes for the Form 2C OUTFALL - 03A199

A	Calculated using data collected between October 2017 and September 2018.
B	Summer (June, July, August) and Winter (December, January, February) temperatures were determined using data collected between October 2017 and September 2018.
C	The pH values provided were determined using data collected between October 2014 and September 2018.
D	Value provided was estimated by the analytical laboratory.
E	The analytical result provided is less than the Method Detection Limit (MDL) and there is not an approved EPA Region 6 Method Quantification Limit (MQL). The value provided is the MDL.
F	Preparation or preservation holding time was exceeded and the value provided has been estimated by the laboratory.
G	The analytical result provided is less than the MDL and the EPA Region 6 approved MQL. The value provided is the MDL.
H	The analytical result provided is less than the MDL, however, the MDL used was greater than the EPA Region 6 approved MQL. The value provided is the MDL.
I	The analytical result provided is greater than the MDL but is below the EPA Region 6 MQL.
J	The EPA has remanded this parameter. See 40 CFR Part 122, Appendix D.
K	The E. Coli result is provided as an indicator for Fecal Coliform.
L	Result is for cis- and trans-1,3 dichloropropylene.
M	The result provided is for diphenylamine due to similar mass spectra and decomposition of N-nitrosodiphenylamine in the gas chromatograph injection port to nitric oxide and diphenylamine (thus it is measured as diphenylamine).
N	The analytical data collected for the 2019 permit application indicates that the pollutant was not detected in the discharge to the outfall. The pollutant is marked as "believed present" because it was either detected or marked as "believed present" in the previous permit application submitted in 2012.
O	Identified as a potential pollutant from one of the sources discharging to the outfall.

EPA I.D. NUMBER (copy from Item 1 of Form 1)

NM0890010515

Form Approved.
OMB No. 2040-0086.
Approval expires 3-31-98.

Please print or type in the unshaded areas only.

**FORM
2C
NPDES**



**U.S. ENVIRONMENTAL PROTECTION AGENCY
APPLICATION FOR PERMIT TO DISCHARGE WASTEWATER
EXISTING MANUFACTURING, COMMERCIAL, MINING AND SILVICULTURE OPERATIONS
Consolidated Permits Program**

I. OUTFALL LOCATION

For each outfall, list the latitude and longitude of its location to the nearest 15 seconds and the name of the receiving water.

A. OUTFALL NUMBER <i>(list)</i>	B. LATITUDE			C. LONGITUDE			D. RECEIVING WATER <i>(name)</i>
	1. DEG.	2. MIN.	3. SEC.	1. DEG.	2. MIN.	3. SEC.	
04A022	35.00	52.00	17.00	106.00	18.00	58.00	Mortandad Canyon, Water Quality Segment 20.6.4.128 NMAC

II. FLOWS, SOURCES OF POLLUTION, AND TREATMENT TECHNOLOGIES

A. Attach a line drawing showing the water flow through the facility. Indicate sources of intake water, operations contributing wastewater to the effluent, and treatment units labeled to correspond to the more detailed descriptions in Item B. Construct a water balance on the line drawing by showing average flows between intakes, operations, treatment units, and outfalls. If a water balance cannot be determined (e.g., for certain mining activities), provide a pictorial description of the nature and amount of any sources of water and any collection or treatment measures.

B. For each outfall, provide a description of: (1) All operations contributing wastewater to the effluent, including process wastewater, sanitary wastewater, cooling water, and storm water runoff; (2) The average flow contributed by each operation; and (3) The treatment received by the wastewater. Continue on additional sheets if necessary.

1. OUTFALL NO. <i>(list)</i>	2. OPERATION(S) CONTRIBUTING FLOW		3. TREATMENT		
	a. OPERATION <i>(list)</i>	b. AVERAGE FLOW <i>(include units)</i>	a. DESCRIPTION	b. LIST CODES FROM TABLE 2C-1	
04A022	Once Through Cooling Water	1,020 GPD	Dechlorination	2	E
	- Circulating Tank/Sump		Reduction	2	L
	- Air Washers				
04A022	Treated Emergency Cooling Water	1,008 GPD	Dechlorination	2	E
	- TA-3-66 Foundry		Reduction	2	L
	(NOT ROUTINE)				
04A022	Stormwater - TA3-66 Roof Drains	1,413 GPD	Dechlorination	2	E

OFFICIAL USE ONLY (effluent guidelines sub-categories)

C. Except for storm runoff, leaks, or spills, are any of the discharges described in Items II-A or B intermittent or seasonal?
 YES (complete the following table) NO (go to Section III)

1. OUTFALL NUMBER (list)	2. OPERATION(S) CONTRIBUTING FLOW (list)	3. FREQUENCY		4. FLOW				C. DURATION (in days)
		a. DAYS PER WEEK (specify average)	b. MONTHS PER YEAR (specify average)	a. FLOW RATE (in mgd)		B. TOTAL VOLUME (specify with units)		
				1. LONG TERM AVERAGE	2. MAXIMUM DAILY	1. LONG TERM AVERAGE	2. MAXIMUM DAILY	
04A022	Once Through Cooling Water - Circulating Tank/Sump - Air Washers	7	12	0.00102 MGD	0.0144 MGD	1,020 GALLONS	14,400 GALLONS	365
	Emergency Cooling Water (not routine) - TA-3-66 Foundry	0.4	0.7	0.0010 MGD	0.028 MGD	1,008 GALLONS	28,000 GALLONS	22
	Stormwater - TA-3-66 Roof Drains	0.9	1.6	0.0014 MGD	0.007 MGD	1,413 GALLONS	6,894 GALLONS	49

III. PRODUCTION

A. Does an effluent guideline limitation promulgated by EPA under Section 304 of the Clean Water Act apply to your facility?
 YES (complete Item III-B) NO (go to Section IV)

B. Are the limitations in the applicable effluent guideline expressed in terms of production (or other measure of operation)?
 YES (complete Item III-C) NO (go to Section IV)

C. If you answered "yes" to Item III-B, list the quantity which represents an actual measurement of your level of production, expressed in the terms and units used in the applicable effluent guideline, and indicate the affected outfalls.

1. AVERAGE DAILY PRODUCTION			2. AFFECTED OUTFALLS (list outfall numbers)
a. QUANTITY PER DAY	b. UNITS OF MEASURE	c. OPERATION, PRODUCT, MATERIAL, ETC. (specify)	
NA	NA	NA	NA

IV. IMPROVEMENTS

A. Are you now required by any Federal, State or local authority to meet any implementation schedule for the construction, upgrading or operations of wastewater treatment equipment or practices or any other environmental programs which may affect the discharges described in this application? This includes, but is not limited to, permit conditions, administrative or enforcement orders, enforcement compliance schedule letters, stipulations, court orders, and grant or loan conditions.
 YES (complete the following table) NO (go to Item IV-B)

1. IDENTIFICATION OF CONDITION, AGREEMENT, ETC.	2. AFFECTED OUTFALLS		3. BRIEF DESCRIPTION OF PROJECT	4. FINAL COMPLIANCE DATE	
	a. NO.	b. SOURCE OF DISCHARGE		a. REQUIRED	b. PROJECTED
NA	NA	NA	NA	NA	NA

B. OPTIONAL: You may attach additional sheets describing any additional water pollution control programs (or other environmental projects which may affect you discharges) you now have underway or which you plan. Indicate whether each program is now underway or planned, and indicate your actual or planned schedules for construction.

MARK "X" IF DESCRIPTION OF ADDITIONAL CONTROL PROGRAMS IS ATTACHED

EPA I.D. NUMBER (copy from Item 1 of Form 1)
NM0890010515

CONTINUED FROM PAGE 2

V. INTAKE AND EFFLUENT CHARACTERISTICS

A, B, & C: See instructions before proceeding – Complete one set of tables for each outfall – Annotate the outfall number in the space provided.
NOTE: Tables V-A, V-B, and V-C are included on separate sheets numbered V-1 through V-9.
D. Use the space below to list any of the pollutants listed in Table 2c-3 of the instructions, which you know or have reason to believe is discharged or may be discharged from any outfall. For every pollutant you list, briefly describe the reasons you believe it to be present and report any analytical data in your possession.

1. POLLUTANT	2. SOURCE	1. POLLUTANT	2. SOURCE
NA	NA	NA	NA

VI. POTENTIAL DISCHARGES NOT COVERED BY ANALYSIS

Is any pollutant listed in Item V-C a substance or a component of a substance which you currently use or manufacture as an intermediate or final product or byproduct?
 YES (list all such pollutants below) NO (go to Item VI-B)

NA

CONTINUED FROM THE FRONT

VII. BIOLOGICAL TOXICITY TESTING DATA

Do you have any knowledge or reason to believe that any biological test for acute or chronic toxicity has been made on any of your discharges or on a receiving water in relation to your discharge within the last 3 years?

YES (identify the test(s) and describe their purposes below)

NO (go to Section VIII)

NA

VIII. CONTRACT ANALYSIS INFORMATION

Were any of the analyses reported in Item V performed by a contract laboratory or consulting firm?

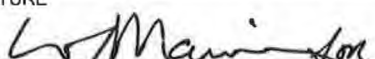
YES (list the name, address, and telephone number of, and pollutants analyzed by, each such laboratory or firm below)

NO (go to Section IX)

A. NAME	B. ADDRESS	C. TELEPHONE (area code & no.)	D. POLLUTANTS ANALYZED (list)
GEL Laboratories LLC	2040 Savage Road, Charleston SC 29407	(843) 556-8171	VOC, SVOC, Pesticides, Metals, Radiochemistry, General Chemistry, BOD, TSS
Cape Fear Analytical LLC	3306 Kitty Hawk Road, Suite 120, Wilmington NC 28405	(910) 795-0421	Dioxins and Furans
New Mexico Water Testing Laboratory Inc.	401 North Coronado Ave, Espanola, NM 87532	(505) 929-4545	E-Coli

IX. CERTIFICATION

I certify under penalty of law that this document and all attachments were prepared under my direction or supervision in accordance with a system designed to assure that qualified personnel properly gather and evaluate the information submitted. Based on my inquiry of the person or persons who manage the system or those persons directly responsible for gathering the information, the information submitted is, to the best of my knowledge and belief, true, accurate, and complete. I am aware that there are significant penalties for submitting false information, including the possibility of fine and imprisonment for knowing violations.

A. NAME & OFFICIAL TITLE (type or print)	B. PHONE NO. (area code & no.)
Michael W. Hazen, Associate Laboratory Director ESHQSS	(505) 667-4218
C. SIGNATURE	D. DATE SIGNED
	3-20-19

CONTINUED FROM THE FRONT

VII. BIOLOGICAL TOXICITY TESTING DATA

Do you have any knowledge or reason to believe that any biological test for acute or chronic toxicity has been made on any of your discharges or on a receiving water in relation to your discharge within the last 3 years?

YES (identify the test(s) and describe their purposes below)

NO (go to Section VIII)

EXTRA PAGE FOR SIGNATURE ONLY

VIII. CONTRACT ANALYSIS INFORMATION

Were any of the analyses reported in Item V performed by a contract laboratory or consulting firm?


YES (list the name, address, and telephone number of, and pollutants analyzed by, each such laboratory or firm below)

NO (go to Section IX)

A. NAME	B. ADDRESS	C. TELEPHONE (area code & no.)	D. POLLUTANTS ANALYZED (list)

IX. CERTIFICATION

I certify under penalty of law that this document and all attachments were prepared under my direction or supervision in accordance with a system designed to assure that qualified personnel properly gather and evaluate the information submitted. Based on my inquiry of the person or persons who manage the system or those persons directly responsible for gathering the information, the information submitted is, to the best of my knowledge and belief, true, accurate, and complete. I am aware that there are significant penalties for submitting false information, including the possibility of fine and imprisonment for knowing violations.

A. NAME & OFFICIAL TITLE (type or print) William S. Goodrum, Manager Los Alamos Field Office	B. PHONE NO. (area code & no.) (505) 667-5105
C. SIGNATURE 	D. DATE SIGNED 3-25-19

PLEASE PRINT OR TYPE IN THE UNSHADED AREAS ONLY. You may report some or all of this information on separate sheets (use the same format) instead of completing these pages.
SEE INSTRUCTIONS.

EPA I.D. NUMBER (copy from Item 1 of Form 1)
NM0890010515

V. INTAKE AND EFFLUENT CHARACTERISTICS (continued from page 3 of Form 2-C)	OUTFALL NO. 04A022
--	-----------------------

PART A – You must provide the results of at least one analysis for every pollutant in this table. Complete one table for each outfall. See instructions for additional details.

1. POLLUTANT	2. EFFLUENT						3. UNITS (specify if blank)		4. INTAKE (optional)			
	a. MAXIMUM DAILY VALUE		b. MAXIMUM 30 DAY VALUE (if available)		c. LONG TERM AVRG. VALUE (if available)		d. NO. OF ANALYSES	a. CONCEN- TRATION	b. MASS	a. LONG TERM AVERAGE VALUE		b. NO. OF ANALYSES
	(1) CONCENTRATION	(2) MASS	(1) CONCENTRATION	(2) MASS	(1) CONCENTRATION	(2) MASS				(1) CONCENTRATION	(2) MASS	
a. Biochemical Oxygen Demand (BOD)	1.27	0.153	(D)				1	mg/L	lbs	NA	NA	NA
b. Chemical Oxygen Demand (COD)	19.0	2.28	(D)				1	mg/L	lbs	NA	NA	NA
c. Total Organic Carbon (TOC)	<0.66	<0.0793	(E)				1	mg/L	lbs	NA	NA	NA
d. Total Suspended Solids (TSS)	13.4	1.61	13.4	0.475	3.631	0.0309	18	mg/L	lbs	NA	NA	NA
e. Ammonia (as N)	0.0343	0.00412	(D)				1	mg/L	lbs	NA	NA	NA
f. Flow	VALUE 0.0144 (A)		VALUE 0.0043 (A)		VALUE 0.001 (A)		365	MGD	NA	VALUE NA		NA
g. Temperature (winter)	VALUE 16.2 (B)		VALUE 12.8 (B)		VALUE 12.1 (B)		13	°C		VALUE NA		NA
h. Temperature (summer)	VALUE 23.1 (B)		VALUE 21.9 (B)		VALUE 20.8 (B)		13	°C		VALUE NA		NA
i. pH	MINIMUM 7	MAXIMUM 8.2	MINIMUM 7.2	MAXIMUM 8.1			191	STANDARD UNITS				

PART B – Mark "X" in column 2-a for each pollutant you know or have reason to believe is present. Mark "X" in column 2-b for each pollutant you believe to be absent. If you mark column 2a for any pollutant which is limited either directly, or indirectly but expressly, in an effluent limitations guideline, you must provide the results of at least one analysis for that pollutant. For other pollutants for which you mark column 2a, you must provide quantitative data or an explanation of their presence in your discharge. Complete one table for each outfall. See the instructions for additional details and requirements.

1. POLLUTANT AND CAS NO. (if available)	2. MARK "X"		3. EFFLUENT						4. UNITS		5. INTAKE (optional)			
	a. BELIEVED PRESENT	b. BELIEVED ABSENT	a. MAXIMUM DAILY VALUE		b. MAXIMUM 30 DAY VALUE (if available)		c. LONG TERM AVRG. VALUE (if available)		d. NO. OF ANALYSES	a. CONCEN- TRATION	b. MASS	a. LONG TERM AVERAGE VALUE		b. NO. OF ANALYSES
			(1) CONCENTRATION	(2) MASS	(1) CONCENTRATION	(2) MASS	(1) CONCENTRATION	(2) MASS				(1) CONCENTRATION	(2) MASS	
a. Bromide (24959-67-9)	X		<0.067	<0.008	(E)				1	mg/L	lbs	NA	NA	NA
b. Chlorine, Total Residual	X		0 (O)	0	0 (O)	0	0 (O)	0	41	mg/L	lbs	NA	NA	NA
c. Color	X		<5	NA	(E, N)				1	PCU	NA	NA	NA	NA
d. Fecal Coliform		X	<1	NA	(E, K)				1	#/100mL	NA	NA	NA	NA
e. Fluoride (16984-48-8)	X		0.247	0.0297					1	mg/L	lbs	NA	NA	NA
f. Nitrate-Nitrite (as N)	X		0.215	0.0258					1	mg/L	lbs	NA	NA	NA

1. POLLUTANT AND CAS NO. (if available)	2. MARK "X"		3. EFFLUENT						4. UNITS		5. INTAKE (optional)			
	a. BELIEVED PRESENT	b. BELIEVED ABSENT	a. MAXIMUM DAILY VALUE		b. MAXIMUM 30 DAY VALUE (if available)		c. LONG TERM AVRG. VALUE (if available)		d. NO. OF ANALYSES	a. CONCENTRATION	b. MASS	a. LONG TERM AVERAGE VALUE		b. NO. OF ANALYSES
			(1) CONCENTRATION	(2) MASS	(1) CONCENTRATION	(2) MASS	(1) CONCENTRATION	(2) MASS				(1) CONCENTRATION	(2) MASS	
g. Nitrogen, Total Organic (as N)	X		0.0434	0.00522	(D)				1	mg/L	lbs	NA	NA	NA
h. Oil and Grease		X	<1.44	<0.173	(E)				1	mg/L	lbs	NA	NA	NA
i. Phosphorus (as P), Total (7723-14-0)	X		0.0294	0.00353	(E)				1	mg/L	lbs	NA	NA	NA
j. Radioactivity														
(1) Alpha, Total		X	<1.14	NA	(E)				1	pCi/L	NA	NA	NA	NA
(2) Beta, Total	X		<2.21	NA	(E, N)				1	pCi/L	NA	NA	NA	NA
(3) Radium, Total		X	<0.534	NA	(E)				1	pCi/L	NA	NA	NA	NA
(4) Radium 226, Total		X	<0.19	NA	(E)				1	pCi/L	NA	NA	NA	NA
k. Sulfate (as SO ₄) (14808-79-8)	X		2.48	0.298					1	mg/L	lbs	NA	NA	NA
l. Sulfide (as S)		X	<0.033	<4E-03	(E)				1	mg/L	lbs	NA	NA	NA
m. Sulfite (as SO ₃) (14265-45-3)		X	0	0					1	mg/L	lbs	NA	NA	NA
n. Surfactants	X		0.0266	0.0032	(D)				1	mg/L	lbs	NA	NA	NA
o. Aluminum, Total (7429-90-5)		X	<19.3	<0.0023	(H)				1	ug/L	lbs	NA	NA	NA
p. Barium, Total (7440-39-3)	X		64.3	0.00773	(I)				1	ug/L	lbs	NA	NA	NA
q. Boron, Total (7440-42-8)	X		20.9	0.00251	(I)				1	ug/L	lbs	NA	NA	NA
r. Cobalt, Total (7440-48-4)		X	<0.3	<4E-05	(G)				1	ug/L	lbs	NA	NA	NA
s. Iron, Total (7439-89-6)	X		33.2	0.00399	(D)				1	ug/L	lbs	NA	NA	NA
t. Magnesium, Total (7439-95-4)	X		2800	0.336					1	ug/L	lbs	NA	NA	NA
u. Molybdenum, Total (7439-98-7)	X		1.67	2E-04	(I)				1	ug/L	lbs	NA	NA	NA
v. Manganese, Total (7439-96-5)		X	<1	<1E-04	(E)				1	ug/L	lbs	NA	NA	NA
w. Tin, Total (7440-31-5)		X	<1	<1E-04	(E)				1	ug/L	lbs	NA	NA	NA
x. Titanium, Total (7440-32-6)	X		<2	<2E-04	(E, N)				1	ug/L	lbs	NA	NA	NA

EPA I.D. NUMBER (copy from Item 1 of Form 1)	OUTFALL NUMBER
NM0890010515	04A022

CONTINUED FROM PAGE 3 OF FORM 2-C

PART C - If you are a primary industry and this outfall contains process wastewater, refer to Table 2c-2 in the instructions to determine which of the GC/MS fractions you must test for. Mark "X" in column 2-a for all such GC/MS fractions that apply to your industry and for ALL toxic metals, cyanides, and total phenols. If you are not required to mark column 2-a (secondary industries, nonprocess wastewater outfalls, and nonrequired GC/MS fractions), mark "X" in column 2-b for each pollutant you know or have reason to believe is present. Mark "X" in column 2-c for each pollutant you believe is absent. If you mark column 2a for any pollutant, you must provide the results of at least one analysis for that pollutant. If you mark column 2b for any pollutant, you must provide the results of at least one analysis for that pollutant if you know or have reason to believe it will be discharged in concentrations of 10 ppb or greater. If you mark column 2b for acrolein, acrylonitrile, 2,4 dinitrophenol, or 2-methyl-4, 6 dinitrophenol, you must provide the results of at least one analysis for each of these pollutants which you know or have reason to believe that you discharge in concentrations of 100 ppb or greater. Otherwise, for pollutants for which you mark column 2b, you must either submit at least one analysis or briefly describe the reasons the pollutant is expected to be discharged. Note that there are 7 pages to this part; please review each carefully. Complete one table (all 7 pages) for each outfall. See instructions for additional details and requirements.

1. POLLUTANT AND CAS NUMBER (if available)	2. MARK "X"			3. EFFLUENT						4. UNITS		5. INTAKE (optional)			
	a. TESTING REQUIRED	b. BELIEVED PRESENT	c. BELIEVED ABSENT	a. MAXIMUM DAILY VALUE		b. MAXIMUM 30 DAY VALUE (if available)		c. LONG TERM AVRG. VALUE (if available)		d. NO. OF ANALYSES	a. CONCENTRATION	b. MASS	a. LONG TERM AVERAGE VALUE		b. NO. OF ANALYSES
				(1) CONCENTRATION	(2) MASS	(1) CONCENTRATION	(2) MASS	(1) CONCENTRATION	(2) MASS				(1) CONCENTRATION	(2) MASS	
METALS, CYANIDE, AND TOTAL PHENOLS															
1M. Antimony, Total (7440-36-0)			X	<1	<1E-04	(G)				1	ug/L	lbs	NA	NA	NA
2M. Arsenic, Total (7440-38-2)		X		<2	<2E-04	(H, N)				1	ug/L	lbs	NA	NA	NA
3M. Beryllium, Total (7440-41-7)			X	<0.2	<2E-05	(G)				1	ug/L	lbs	NA	NA	NA
4M. Cadmium, Total (7440-43-9)			X	<0.3	<4E-05	(G)				1	ug/L	lbs	NA	NA	NA
5M. Chromium, Total (7440-47-3)		X		3.49	4E-04	(I, D)				1	ug/L	lbs	NA	NA	NA
6M. Copper, Total (7440-50-8)		X		5.46	7E-04					1	ug/L	lbs	NA	NA	NA
7M. Lead, Total (7439-92-1)			X	<0.5	<6E-05	(G)				1	ug/L	lbs	NA	NA	NA
8M. Mercury, Total (7439-97-6)			X	<0.067	<8E-06	(H)				1	ug/L	lbs	NA	NA	NA
9M. Nickel, Total (7440-02-0)			X	<0.6	<7E-05	(H)				1	ug/L	lbs	NA	NA	NA
10M. Selenium, Total (7782-49-2)		X		<2	<2E-04	(G, N)				1	ug/L	lbs	NA	NA	NA
11M. Silver, Total (7440-22-4)			X	<0.3	<4E-05	(G)				1	ug/L	lbs	NA	NA	NA
12M. Thallium, Total (7440-28-0)			X	<0.6	<7E-05	(H)				1	ug/L	lbs	NA	NA	NA
13M. Zinc, Total (7440-66-6)		X		26.5	3E-03					1	ug/L	lbs	NA	NA	NA
14M. Cyanide, Total (57-12-5)			X	<1.67	<2E-04	(G)				1	ug/L	lbs	NA	NA	NA
15M. Phenols, Total			X	<1.67	<2E-04	(E)				1	ug/L	lbs	NA	NA	NA
DIOXIN															
2,3,7,8-Tetra-chlorodibenzo-P-Dioxin (1764-01-6)			X	DESCRIBE RESULTS Analytical result is <11.7 pg/L (lower than the MDL). However, the MDL is greater than the EPA MCL 10 pg/L.											

CONTINUED FROM THE FRONT

1. POLLUTANT AND CAS NUMBER <i>(if available)</i>	2. MARK "X"			3. EFFLUENT						4. UNITS		5. INTAKE <i>(optional)</i>			
	a. TESTING REQUIRED	b. BELIEVED PRESENT	c. BELIEVED ABSENT	a. MAXIMUM DAILY VALUE		b. MAXIMUM 30 DAY VALUE <i>(if available)</i>		c. LONG TERM AVRG. VALUE <i>(if available)</i>		d. NO. OF ANALYSES	a. CONCEN-TRATION	b. MASS	a. LONG TERM AVERAGE VALUE		b. NO. OF ANALYSES
				(1) CONCENTRATION	(2) MASS	(1) CONCENTRATION	(2) MASS	(1) CONCENTRATION	(2) MASS				(1) CONCENTRATION	(2) MASS	
	GC/MS FRACTION – VOLATILE COMPOUNDS														
1V. Accrolein (107-02-8)			X	<1.67	<2E-04	(G)				1	ug/L	lbs	NA	NA	NA
2V. Acrylonitrile (107-13-1)			X	<1.67	<2E-04	(G)				1	ug/L	lbs	NA	NA	NA
3V. Benzene (71-43-2)			X	0.333	<4E-05	(G)				1	ug/L	lbs	NA	NA	NA
4V. Bis (Chloro-methyl) Ether (542-88-1)						(J)									
5V. Bromoform (75-25-2)			X	<0.333	<4E-05	(G)				1	ug/L	lbs	NA	NA	NA
6V. Carbon Tetrachloride (56-23-5)			X	<0.333	<4E-05	(G)				1	ug/L	lbs	NA	NA	NA
7V. Chlorobenzene (108-90-7)			X	<0.333	<4E-05	(G)				1	ug/L	lbs	NA	NA	NA
8V. Chlorodi-bromomethane (124-48-1)			X	<0.333	<4E-05	(G)				1	ug/L	lbs	NA	NA	NA
9V. Chloroethane (75-00-3)			X	<0.333	<4E-05	(E)				1	ug/L	lbs	NA	NA	NA
10V. 2-Chloro-ethylvinyl Ether (110-75-8)			X	<1.67	<2e-4	(E)				1	ug/L	lbs	NA	NA	NA
11V. Chloroform (67-66-3)			X	<0.333	<4E-05	(E)				1	ug/L	lbs	NA	NA	NA
12V. Dichloro-bromomethane (75-27-4)			X	<0.333	<4E-05	(E)				1	ug/L	lbs	NA	NA	NA
13V. Dichloro-difluoromethane (75-71-8)						(J)									
14V. 1,1-Dichloro-ethane (75-34-3)			X	<0.333	<4E-05	(E)				1	ug/L	lbs	NA	NA	NA
15V. 1,2-Dichloro-ethane (107-06-2)			X	<0.333	<4E-05	(G)				1	ug/L	lbs	NA	NA	NA
16V. 1,1-Dichloro-ethylene (75-35-4)			X	<0.333	<4E-05	(G)				1	ug/L	lbs	NA	NA	NA
17V. 1,2-Dichloro-propane (78-87-5)			X	<0.333	<4E-05	(G)				1	ug/L	lbs	NA	NA	NA
18V. 1,3-Dichloro-propylene (542-75-6)			X	<0.333	<4E-05	(G, L)				1	ug/L	lbs	NA	NA	NA
19V. Ethylbenzene (100-41-4)			X	<0.333	<4E-05	(G)				1	ug/L	lbs	NA	NA	NA
20V. Methyl Bromide (74-83-9)			X	<0.337	<4E-05	(G)				1	ug/L	lbs	NA	NA	NA
21V. Methyl Chloride (74-87-3)			X	<0.333	<4E-05	(E)				1	ug/L	lbs	NA	NA	NA

1. POLLUTANT AND CAS NUMBER (if available)	2. MARK "X"			3. EFFLUENT								4. UNITS		5. INTAKE (optional)		
	a. TESTING REQUIRED	b. BELIEVED PRESENT	c. BELIEVED ABSENT	a. MAXIMUM DAILY VALUE		b. MAXIMUM 30 DAY VALUE (if available)		c. LONG TERM AVRG. VALUE (if available)		d. NO. OF ANALYSES	a. CONCENTRATION	b. MASS	a. LONG TERM AVERAGE VALUE		b. NO. OF ANALYSES	
				(1) CONCENTRATION	(2) MASS	(1) CONCENTRATION	(2) MASS	(1) CONCENTRATION	(2) MASS				(1) CONCENTRATION	(2) MASS		
GC/MS FRACTION – VOLATILE COMPOUNDS (continued)																
22V. Methylene Chloride (75-09-2)			X	<1.67	<2E-04	(G)				1	ug/L	lbs	NA	NA	NA	
23V. 1,1,2,2-Tetrachloroethane (79-34-5)			X	<0.333	<4E-05	(G)				1	ug/L	lbs	NA	NA	NA	
24V. Tetrachloroethylene (127-18-4)			X	<0.333	<4E-05	(G)				1	ug/L	lbs	NA	NA	NA	
25V. Toluene (108-88-3)			X	<0.333	<4E-05	(G)				1	ug/L	lbs	NA	NA	NA	
26V. 1,2-Trans-Dichloroethylene (156-60-5)			X	<0.333	<4E-05	(G)				1	ug/L	lbs	NA	NA	NA	
27V. 1,1,1-Trichloroethane (71-55-6)			X	<0.333	<4E-05	(G)				1	ug/L	lbs	NA	NA	NA	
28V. 1,1,2-Trichloroethane (79-00-5)			X	<0.333	<4E-05	(E)				1	ug/L	lbs	NA	NA	NA	
29V. Trichloroethylene (79-01-6)			X	<0.333	<4E-05	(G)				1	ug/L	lbs	NA	NA	NA	
30V. Trichlorofluoromethane (75-69-4)						(J)										
31V. Vinyl Chloride (75-01-4)			X	<0.333	<4E-05	(G)				1	ug/L	lbs	NA	NA	NA	
GC/MS FRACTION – ACID COMPOUNDS																
1A. 2-Chlorophenol (95-57-8)			X	<3.0	<4E-04	(G)				1	ug/L	lbs	NA	NA	NA	
2A. 2,4-Dichlorophenol (120-83-2)			X	<3.0	<4E-04	(G)				1	ug/L	lbs	NA	NA	NA	
3A. 2,4-Dimethylphenol (105-67-9)			X	<3.0	<4E-04	(G)				1	ug/L	lbs	NA	NA	NA	
4A. 4,6-Dinitro-O-Cresol (534-52-1)			X	<3.0	<4E-04	(G)				1	ug/L	lbs	NA	NA	NA	
5A. 2,4-Dinitrophenol (51-28-5)			X	<5.0	<6E-04	(G)				1	ug/L	lbs	NA	NA	NA	
6A. 2-Nitrophenol (88-75-5)			X	<3.0	<4E-04	(E)				1	ug/L	lbs	NA	NA	NA	
7A. 4-Nitrophenol (100-02-7)			X	<3.0	<4E-04	(E)				1	ug/L	lbs	NA	NA	NA	
8A. P-Chloro-M-Cresol (59-50-7)			X	<3.0	<4E-04	(E)				1	ug/L	lbs	NA	NA	NA	
9A. Pentachlorophenol (87-86-5)			X	<3.0	<4E-04	(G)				1	ug/L	lbs	NA	NA	NA	
10A. Phenol (108-95-2)			X	<3.0	<4E-04	(G)				1	ug/L	lbs	NA	NA	NA	
11A. 2,4,6-Trichlorophenol (88-05-2)			X	<3.0	<4E-04	(G)				1	ug/L	lbs	NA	NA	NA	

CONTINUED FROM THE FRONT

1. POLLUTANT AND CAS NUMBER (if available)	2. MARK "X"			3. EFFLUENT						4. UNITS		5. INTAKE (optional)			
	a. TESTING REQUIRED	b. BELIEVED PRESENT	c. BELIEVED ABSENT	a. MAXIMUM DAILY VALUE		b. MAXIMUM 30 DAY VALUE (if available)		c. LONG TERM AVRG. VALUE (if available)		d. NO. OF ANALYSES	a. CONCENTRATION	b. MASS	a. LONG TERM AVERAGE VALUE		b. NO. OF ANALYSES
				(1) CONCENTRATION	(2) MASS	(1) CONCENTRATION	(2) MASS	(1) CONCENTRATION	(2) MASS				(1) CONCENTRATION	(2) MASS	
	GC/MS FRACTION – BASE/NEUTRAL COMPOUNDS														
1B. Acenaphthene (83-32-9)			X	<0.3	<4E-05	(G)				1	ug/L	lbs	NA	NA	NA
2B. Acenaphthylene (208-96-8)			X	<0.3	<4E-05	(E)				1	ug/L	lbs	NA	NA	NA
3B. Anthracene (120-12-7)			X	<0.3	<4E-05	(G)				1	ug/L	lbs	NA	NA	NA
4B. Benzidine (92-87-5)			X	<3.9	<5E-04	(G)				1	ug/L	lbs	NA	NA	NA
5B. Benzo (a) Anthracene (56-55-3)			X	<0.3	<4E-05	(G)				1	ug/L	lbs	NA	NA	NA
6B. Benzo (a) Pyrene (50-32-8)			X	<0.3	<4E-05	(G)				1	ug/L	lbs	NA	NA	NA
7B. 3,4-Benzo-fluoranthene (205-99-2)			X	<0.3	<4E-05	(G)				1	ug/L	lbs	NA	NA	NA
8B. Benzo (ghi) Perylene (191-24-2)			X	<0.3	<4E-05	(E)				1	ug/L	lbs	NA	NA	NA
9B. Benzo (k) Fluoranthene (207-08-9)			X	<0.3	<4E-05	(G)				1	ug/L	lbs	NA	NA	NA
10B. Bis (2-Chloroethoxy) Methane (111-91-1)			X	<3.0	<4E-04	(E)				1	ug/L	lbs	NA	NA	NA
11B. Bis (2-Chloroethyl) Ether (111-44-4)			X	<3.0	<4E-04	(G)				1	ug/L	lbs	NA	NA	NA
12B. Bis (2-Chloroisopropyl) Ether (102-80-1)			X	<1.67	<2E-04	(G)				1	ug/L	lbs	NA	NA	NA
13B. Bis (2-Ethylhexyl) Phthalate (117-81-7)			X	<0.3	<4E-05	(G)				1	ug/L	lbs	NA	NA	NA
14B. 4-Bromophenyl Phenyl Ether (101-55-3)			X	<3.0	<4E-05	(E)				1	ug/L	lbs	NA	NA	NA
15B. Butyl Benzyl Phthalate (65-68-7)			X	<0.3	<4E-05	(G)				1	ug/L	lbs	NA	NA	NA
16B. 2-Chloronaphthalene (91-58-7)			X	<0.41	<5E-05	(G)				1	ug/L	lbs	NA	NA	NA
17B. 4-Chlorophenyl Phenyl Ether (7005-72-3)			X	<3.0	<4E-04	(E)				1	ug/L	lbs	NA	NA	NA
18B. Chrysene (218-01-9)			X	<0.3	<4E-05	(G)				1	ug/L	lbs	NA	NA	NA
19B. Dibenzo (a,h) Anthracene (53-70-3)			X	<0.3	<4E-05	(G)				1	ug/L	lbs	NA	NA	NA
20B. 1,2-Dichlorobenzene (95-50-1)			X	<0.333	<4E-05	(G)				1	ug/L	lbs	NA	NA	NA
21B. 1,3-Di-chlorobenzene (541-73-1)			X	<0.333	<4E-05	(G)				1	ug/L	lbs	NA	NA	NA

1. POLLUTANT AND CAS NUMBER <i>(if available)</i>	2. MARK "X"			3. EFFLUENT								4. UNITS		5. INTAKE <i>(optional)</i>		
	a. TESTING REQUIRED	b. BELIEVED PRESENT	c. BELIEVED ABSENT	a. MAXIMUM DAILY VALUE		b. MAXIMUM 30 DAY VALUE <i>(if available)</i>		c. LONG TERM AVRG. VALUE <i>(if available)</i>		d. NO. OF ANALYSES	a. CONCENTRATION	b. MASS	a. LONG TERM AVERAGE VALUE		b. NO. OF ANALYSES	
				(1) CONCENTRATION	(2) MASS	(1) CONCENTRATION	(2) MASS	(1) CONCENTRATION	(2) MASS				(1) CONCENTRATION	(2) MASS		
GC/MS FRACTION – BASE/NEUTRAL COMPOUNDS <i>(continued)</i>																
22B. 1,4-Dichlorobenzene (106-46-7)			X	<0.333	<4E-05	(G)				1	ug/L	lbs	NA	NA	NA	
23B. 3,3-Dichlorobenzidine (91-94-1)			X	<3.0	<4E-04	(G)				1	ug/L	lbs	NA	NA	NA	
24B. Diethyl Phthalate (84-86-2)			X	<0.3	<4E-05	(G)				1	ug/L	lbs	NA	NA	NA	
25B. Dimethyl Phthalate (131-11-3)			X	<0.3	<4E-05	(G)				1	ug/L	lbs	NA	NA	NA	
26B. Di-N-Butyl Phthalate (84-74-2)			X	<0.3	<4E-05	(G)				1	ug/L	lbs	NA	NA	NA	
27B. 2,4-Dinitrotoluene (121-14-2)			X	<3.0	<4E-04	(G)				1	ug/L	lbs	NA	NA	NA	
28B. 2,6-Dinitrotoluene (606-20-2)			X	<3.0	<4E-04	(E)				1	ug/L	lbs	NA	NA	NA	
29B. Di-N-Octyl Phthalate (117-84-0)			X	<0.3	<4E-05	(E)				1	ug/L	lbs	NA	NA	NA	
30B. 1,2-Diphenylhydrazine (as Azobenzene) (122-66-7)			X	<3.0	<4e-04	(G)				1	ug/L	lbs	NA	NA	NA	
31B. Fluoranthene (206-44-0)			X	<0.3	<4E-05	(G)				1	ug/L	lbs	NA	NA	NA	
32B. Fluorene (86-73-7)			X	<0.3	<4E-05	(G)				1	ug/L	lbs	NA	NA	NA	
33B. Hexachlorobenzene (118-74-1)			X	<3.0	<4E-04	(G)				1	ug/L	lbs	NA	NA	NA	
34B. Hexachlorobutadiene (87-68-3)			X	<3.0	<4E-04	(G)				1	ug/L	lbs	NA	NA	NA	
35B. Hexachlorocyclopentadiene (77-47-4)			X	<3.0	<4E-04	(G)				1	ug/L	lbs	NA	NA	NA	
36B. Hexachloroethane (67-72-1)			X	<3.0	<4E-04	(G)				1	ug/L	lbs	NA	NA	NA	
37B. Indeno (1,2,3-cd) Pyrene (193-39-5)			X	<0.3	<4E-05	(G)				1	ug/L	lbs	NA	NA	NA	
38B. Isophorone (78-59-1)			X	<3.5	<4E-04	(G)				1	ug/L	lbs	NA	NA	NA	
39B. Naphthalene (91-20-3)			X	<0.3	<4E-05	(E)				1	ug/L	lbs	NA	NA	NA	
40B. Nitrobenzene (98-95-3)			X	<3.0	<4E-04	(G)				1	ug/L	lbs	NA	NA	NA	
41B. N-Nitrosodimethylamine (62-75-9)			X	<3.0	<4E-04	(G)				1	ug/L	lbs	NA	NA	NA	
42B. N-Nitrosodi-N-Propylamine (621-64-7)			X	<3.0	<4E-04	(G)				1	ug/L	lbs	NA	NA	NA	

CONTINUED FROM THE FRONT

1. POLLUTANT AND CAS NUMBER (if available)	2. MARK "X"			3. EFFLUENT						4. UNITS		5. INTAKE (optional)			
	a. TESTING REQUIRED	b. BELIEVED PRESENT	c. BELIEVED ABSENT	a. MAXIMUM DAILY VALUE		b. MAXIMUM 30 DAY VALUE (if available)		c. LONG TERM AVRG. VALUE (if available)		d. NO. OF ANALYSES	a. CONCENTRATION	b. MASS	a. LONG TERM AVERAGE VALUE		b. NO. OF ANALYSES
				(1) CONCENTRATION	(2) MASS	(1) CONCENTRATION	(2) MASS	(1) CONCENTRATION	(2) MASS				(1) CONCENTRATION	(2) MASS	
	GC/MS FRACTION - BASE/NEUTRAL COMPOUNDS (continued)														
43B. N-Nitrosodiphenylamine (86-30-6)			X	<3.0	<4e-04	(G, M)				1	ug/L	lbs	NA	NA	NA
44B. Phenanthrene (85-01-8)			X	<0.3	<4E-05	(E)				1	ug/L	lbs	NA	NA	NA
45B. Pyrene (129-00-0)			X	<0.3	<4E-05	(G)				1	ug/L	lbs	NA	NA	NA
46B. 1,2,4-Trichlorobenzene (120-82-1)			X	<3.0	<4E-04	(G)				1	ug/L	lbs	NA	NA	NA
GC/MS FRACTION - PESTICIDES															
1P. Aldrin (309-00-2)			X	<0.00739	<9E-07	(G)				1	ug/L	lbs	NA	NA	NA
2P. α-BHC (319-84-6)			X	<0.00739	<9E-07	(G)				1	ug/L	lbs	NA	NA	NA
3P. β-BHC (319-85-7)			X	<0.00739	<9E-07	(G)				1	ug/L	lbs	NA	NA	NA
4P. γ-BHC (58-89-9)			X	<0.00739	<9E-07	(G)				1	ug/L	lbs	NA	NA	NA
5P. δ-BHC (319-86-8)			X	<0.00739	<9E-07	(E)				1	ug/L	lbs	NA	NA	NA
6P. Chlordane (57-74-9)			X	<0.85	<1E-05	(G)				1	ug/L	lbs	NA	NA	NA
7P. 4,4'-DDT (50-29-3)			X	<0.0111	<1E-06	(G)				1	ug/L	lbs	NA	NA	NA
8P. 4,4'-DDE (72-55-9)			X	<0.0111	<1E-06	(G)				1	ug/L	lbs	NA	NA	NA
9P. 4,4'-DDD (72-54-8)			X	<0.0111	<1E-06	(G)				1	ug/L	lbs	NA	NA	NA
10P. Dieldrin (60-57-1)			X	<0.0111	<1E-06	(G)				1	ug/L	lbs	NA	NA	NA
11P. α-Endosulfan (115-29-7)			X	<0.00739	<9E-07	(G)				1	ug/L	lbs	NA	NA	NA
12P. β-Endosulfan (115-29-7)			X	<0.0111	<1E-06	(G)				1	ug/L	lbs	NA	NA	NA
13P. Endosulfan Sulfate (1031-07-8)			X	<0.0111	<1E-06	(G)				1	ug/L	lbs	NA	NA	NA
14P. Endrin (72-20-8)			X	<0.0111	<1E-06	(G)				1	ug/L	lbs	NA	NA	NA
15P. Endrin Aldehyde (7421-93-4)			X	<0.00739	<9E-07	(G)				1	ug/L	lbs	NA	NA	NA
16P. Heptachlor (76-44-8)			X	<0.00739	<9E-07	(G)				1	ug/L	lbs	NA	NA	NA

EPA I.D. NUMBER (copy from Item 1 of Form 1)	OUTFALL NUMBER
NM0890010515	04A022

CONTINUED FROM PAGE V-8

1. POLLUTANT AND CAS NUMBER (if available)	2. MARK "X"			3. EFFLUENT						4. UNITS		5. INTAKE (optional)			
	a. TESTING REQUIRED	b. BELIEVED PRESENT	c. BELIEVED ABSENT	a. MAXIMUM DAILY VALUE		b. MAXIMUM 30 DAY VALUE (if available)		c. LONG TERM AVRG. VALUE (if available)		d. NO. OF ANALYSES	a. CONCENTRATION	b. MASS	a. LONG TERM AVERAGE VALUE		b. NO. OF ANALYSES
				(1) CONCENTRATION	(2) MASS	(1) CONCENTRATION	(2) MASS	(1) CONCENTRATION	(2) MASS				(1) CONCENTRATION	(2) MASS	
GC/MS FRACTION – PESTICIDES (continued)															
17P. Heptachlor Epoxide (1024-57-3)			X	<0.00739	<9E-07	(G)				1	ug/L	lbs	NA	NA	NA
18P. PCB-1242 (53469-21-9)			X	<0.0351	<4E-06	(G)				1	ug/L	lbs	NA	NA	NA
19P. PCB-1254 (11097-69-1)			X	<0.0351	<4E-06	(G)				1	ug/L	lbs	NA	NA	NA
20P. PCB-1221 (11104-28-2)			X	<0.0351	<4E-06	(G)				1	ug/L	lbs	NA	NA	NA
21P. PCB-1232 (11141-16-5)			X	<0.0351	<4E-06	(G)				1	ug/L	lbs	NA	NA	NA
22P. PCB-1248 (12672-29-6)			X	<0.0351	<4E-06	(G)				1	ug/L	lbs	NA	NA	NA
23P. PCB-1260 (11096-82-5)			X	<0.0351	<4E-06	(G)				1	ug/L	lbs	NA	NA	NA
24P. PCB-1016 (12674-11-2)			X	<0.0351	<4E-06	(G)				1	ug/L	lbs	NA	NA	NA
25P. Toxaphene (8001-35-2)			X	<0.167	<2E-05	(G)				1	ug/L	lbs	NA	NA	NA

EPA Form 3510-2C (8-90)

PAGE V-9

2019 NPDES Permit Reapplication - Footnotes for the Form 2C OUTFALL - 04A022


A	Calculated using data collected between October 2017 and September 2018.
B	Summer (June, July, August) and Winter (December, January, February) temperatures were determined using data collected between October 2017 and September 2018.
C	The pH values provided were determined using data collected between October 2014 and September 2018.
D	Value provided was estimated by the analytical laboratory.
E	The analytical result provided is less than the Method Detection Limit (MDL) and there is not an approved EPA Region 6 Method Quantification Limit (MQL). The value provided is the MDL.
F	Preparation or preservation holding time was exceeded and the value provided has been estimated by the laboratory.
G	The analytical result provided is less than the MDL and the EPA Region 6 approved MQL. The value provided is the MDL.
H	The analytical result provided is less than the MDL, however, the MDL used was greater than the EPA Region 6 approved MQL. The value provided is the MDL.
I	The analytical result provided is greater than the MDL but is below the EPA Region 6 MQL.
J	The EPA has remanded this parameter. See 40 CFR Part 122, Appendix D.
K	The E. Coli result is provided as an indicator for Fecal Coliform.
L	Result is for cis- and trans-1,3 dichloropropylene.
M	The result provided is for diphenylamine due to similar mass spectra and decomposition of N-nitrosodiphenylamine in the gas chromatograph injection port to nitric oxide and diphenylamine (thus it is measured as diphenylamine).
N	The analytical data collected for the 2019 permit application indicates that the pollutant was not detected in the discharge to the outfall. The pollutant is marked as "believed present" because it was either detected or marked as "believed present" in the previous permit application submitted in 2012.
O	Identified as a potential pollutant from one of the sources discharging to the outfall.

EPA I.D. NUMBER (copy from Item 1 of Form 1)

NM0890010515

Form Approved.
OMB No. 2040-0086.
Approval expires 3-31-98.

Please print or type in the unshaded areas only.

FORM 2C NPDES		U.S. ENVIRONMENTAL PROTECTION AGENCY APPLICATION FOR PERMIT TO DISCHARGE WASTEWATER EXISTING MANUFACTURING, COMMERCIAL, MINING AND SILVICULTURE OPERATIONS <i>Consolidated Permits Program</i>					
I. OUTFALL LOCATION							
For each outfall, list the latitude and longitude of its location to the nearest 15 seconds and the name of the receiving water.							
A. OUTFALL NUMBER <i>(list)</i>	B. LATITUDE			C. LONGITUDE			D. RECEIVING WATER <i>(name)</i>
	1. DEG.	2. MIN.	3. SEC.	1. DEG.	2. MIN.	3. SEC.	
05A055	30.00	50.00	49.00	106.00	19.00	52.00	Ephemeral Tributary to Canon De Valle, Water Quality Segment 20.6.4.128 NMAC
II. FLOWS, SOURCES OF POLLUTION, AND TREATMENT TECHNOLOGIES							
A. Attach a line drawing showing the water flow through the facility. Indicate sources of intake water, operations contributing wastewater to the effluent, and treatment units labeled to correspond to the more detailed descriptions in Item B. Construct a water balance on the line drawing by showing average flows between intakes, operations, treatment units, and outfalls. If a water balance cannot be determined (e.g., for certain mining activities), provide a pictorial description of the nature and amount of any sources of water and any collection or treatment measures.							
B. For each outfall, provide a description of: (1) All operations contributing wastewater to the effluent, including process wastewater, sanitary wastewater, cooling water, and storm water runoff; (2) The average flow contributed by each operation; and (3) The treatment received by the wastewater. Continue on additional sheets if necessary.							
1. OUTFALL NO. <i>(list)</i>	2. OPERATION(S) CONTRIBUTING FLOW		3. TREATMENT				
	a. OPERATION <i>(list)</i>	b. AVERAGE FLOW <i>(include units)</i>	a. DESCRIPTION	b. LIST CODES FROM TABLE 2C-1			
05A055	High Explosives Wastewater Treatment Facility (HEWTF)	270 GPD	Slow Sand Filtration	1	V		
	- Treated Effluent		Carbon Adsorption	2	A		
			Ion Exchange	2	J		
			Evaporation	1	F		
OFFICIAL USE ONLY <i>(effluent guidelines sub-categories)</i>							

CONTINUED FROM THE FRONT

C. Except for storm runoff, leaks, or spills, are any of the discharges described in Items II-A or B intermittent or seasonal?
 YES (complete the following table) NO (go to Section III)

1. OUTFALL NUMBER (list)	2. OPERATION(S) CONTRIBUTING FLOW (list)	3. FREQUENCY		4. FLOW				C. DURATION (in days)
		a. DAYS PER WEEK (specify average)	b. MONTHS PER YEAR (specify average)	a. FLOW RATE (in mgd)		B. TOTAL VOLUME (specify with units)		
				1. LONG TERM AVERAGE	2. MAXIMUM DAILY	1. LONG TERM AVERAGE	2. MAXIMUM DAILY	
05A055	High Explosives Wastewater Treatment Facility (HEWTF) Treatment Facility	0.1	0.1	0.0003 MGD	0.0021 MGD	270 Gallons	2,120 Gallons	4

III. PRODUCTION

A. Does an effluent guideline limitation promulgated by EPA under Section 304 of the Clean Water Act apply to your facility?
 YES (complete Item III-B) NO (go to Section IV)

B. Are the limitations in the applicable effluent guideline expressed in terms of production (or other measure of operation)?
 YES (complete Item III-C) NO (go to Section IV)

C. If you answered "yes" to Item III-B, list the quantity which represents an actual measurement of your level of production, expressed in the terms and units used in the applicable effluent guideline, and indicate the affected outfalls.

1. AVERAGE DAILY PRODUCTION			2. AFFECTED OUTFALLS (list outfall numbers)
a. QUANTITY PER DAY	b. UNITS OF MEASURE	c. OPERATION, PRODUCT, MATERIAL, ETC. (specify)	
NA	NA	NA	NA

IV. IMPROVEMENTS

A. Are you now required by any Federal, State or local authority to meet any implementation schedule for the construction, upgrading or operations of wastewater treatment equipment or practices or any other environmental programs which may affect the discharges described in this application? This includes, but is not limited to, permit conditions, administrative or enforcement orders, enforcement compliance schedule letters, stipulations, court orders, and grant or loan conditions.
 YES (complete the following table) NO (go to Item IV-B)

1. IDENTIFICATION OF CONDITION, AGREEMENT, ETC.	2. AFFECTED OUTFALLS		3. BRIEF DESCRIPTION OF PROJECT	4. FINAL COMPLIANCE DATE	
	a. NO.	b. SOURCE OF DISCHARGE		a. REQUIRED	b. PROJECTED
NA	NA	NA	NA	NA	NA

B. OPTIONAL: You may attach additional sheets describing any additional water pollution control programs (or other environmental projects which may affect your discharges) you now have underway or which you plan. Indicate whether each program is now underway or planned, and indicate your actual or planned schedules for construction.
 MARK "X" IF DESCRIPTION OF ADDITIONAL CONTROL PROGRAMS IS ATTACHED

EPA I.D. NUMBER (copy from Item 1 of Form 1)
 NM0890010515

CONTINUED FROM PAGE 2

V. INTAKE AND EFFLUENT CHARACTERISTICS

A, B, & C: See instructions before proceeding – Complete one set of tables for each outfall – Annotate the outfall number in the space provided.
 NOTE: Tables V-A, V-B, and V-C are included on separate sheets numbered V-1 through V-9.

D. Use the space below to list any of the pollutants listed in Table 2c-3 of the instructions, which you know or have reason to believe is discharged or may be discharged from any outfall. For every pollutant you list, briefly describe the reasons you believe it to be present and report any analytical data in your possession.

1. POLLUTANT	2. SOURCE	1. POLLUTANT	2. SOURCE
Dinitrotoluene (2C-3) Styrene (2C-3 and 2C-4) Uranium (2C-3)	High Explosives Waste Treatment Facility (HEWTF) - Chemicals identified on influent Waste Stream Profile forms.		

VI. POTENTIAL DISCHARGES NOT COVERED BY ANALYSIS

Is any pollutant listed in Item V-C a substance or a component of a substance which you currently use or manufacture as an intermediate or final product or byproduct?
 YES (list all such pollutants below) NO (go to Item VI-B)

Empty space for listing pollutants not covered by analysis.

VII. BIOLOGICAL TOXICITY TESTING DATA

Do you have any knowledge or reason to believe that any biological test for acute or chronic toxicity has been made on any of your discharges or on a receiving water in relation to your discharge within the last 3 years?

YES (identify the test(s) and describe their purposes below)

NO (go to Section VIII)

NA

VIII. CONTRACT ANALYSIS INFORMATION

Were any of the analyses reported in Item V performed by a contract laboratory or consulting firm?


YES (list the name, address, and telephone number of, and pollutants analyzed by, each such laboratory or firm below)

NO (go to Section IX)

A. NAME	B. ADDRESS	C. TELEPHONE (area code & no.)	D. POLLUTANTS ANALYZED (list)
GEL Laboratories LLC	2040 Savage Road Charleston SC 29407	(843) 556-8171	Biological Oxygen Demand, General Chemistry Pesticides, Polychlorinated Biphenyls, Radiochemistry, Semi-volatile Organic Compounds Total Metals, Total Suspended Solids, Volatile Organic Compounds
New Mexico Water Testing Laboratory, Inc.	401 North Coronado Ave Española, NM 87532	(505) 929-4545	E.Coli
Cape Fear Analytical LLC	3306 Kitty Hawk Road Suite 120 Wilmington, NC 28405	(910) 795-0421	TCDD (dioxin)

IX. CERTIFICATION

I certify under penalty of law that this document and all attachments were prepared under my direction or supervision in accordance with a system designed to assure that qualified personnel properly gather and evaluate the information submitted. Based on my inquiry of the person or persons who manage the system or those persons directly responsible for gathering the information, the information submitted is, to the best of my knowledge and belief, true, accurate, and complete. I am aware that there are significant penalties for submitting false information, including the possibility of fine and imprisonment for knowing violations.

A. NAME & OFFICIAL TITLE (type or print) Michael W. Hazen, Associate Laboratory Director ESHQSS	B. PHONE NO. (area code & no.) (505) 667-4218
C. SIGNATURE 	D. DATE SIGNED 3-20-19

CONTINUED FROM THE FRONT

VII. BIOLOGICAL TOXICITY TESTING DATA

Do you have any knowledge or reason to believe that any biological test for acute or chronic toxicity has been made on any of your discharges or on a receiving water in relation to your discharge within the last 3 years?

YES (identify the test(s) and describe their purposes below)

NO (go to Section VIII)

EXTRA PAGE FOR SIGNATURE ONLY

VIII. CONTRACT ANALYSIS INFORMATION

Were any of the analyses reported in Item V performed by a contract laboratory or consulting firm?

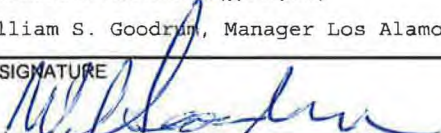
YES (list the name, address, and telephone number of, and pollutants analyzed by, each such laboratory or firm below)

NO (go to Section IX)

A. NAME	B. ADDRESS	C. TELEPHONE (area code & no.)	D. POLLUTANTS ANALYZED (list)

IX. CERTIFICATION

I certify under penalty of law that this document and all attachments were prepared under my direction or supervision in accordance with a system designed to assure that qualified personnel properly gather and evaluate the information submitted. Based on my inquiry of the person or persons who manage the system or those persons directly responsible for gathering the information, the information submitted is, to the best of my knowledge and belief, true, accurate, and complete. I am aware that there are significant penalties for submitting false information, including the possibility of fine and imprisonment for knowing violations.

<p>A. NAME & OFFICIAL TITLE (type or print)</p> <p>William S. Goodrum, Manager Los Alamos Field Office</p>	<p>B. PHONE NO. (area code & no.)</p> <p>(505) 667-5105</p>
<p>C. SIGNATURE</p> 	<p>D. DATE SIGNED</p> <p>3-25-19</p>

PLEASE PRINT OR TYPE IN THE UNSHADED AREAS ONLY. You may report some or all of this information on separate sheets (use the same format) instead of completing these pages. SEE INSTRUCTIONS.

EPA I.D. NUMBER (copy from Item 1 of Form 1)
NM0890010515

V. INTAKE AND EFFLUENT CHARACTERISTICS (continued from page 3 of Form 2-C)	OUTFALL NO. 05A055
--	-----------------------

PART A – You must provide the results of at least one analysis for every pollutant in this table. Complete one table for each outfall. See instructions for additional details.

1. POLLUTANT	2. EFFLUENT						d. NO. OF ANALYSES	3. UNITS (specify if blank)		4. INTAKE (optional)		
	a. MAXIMUM DAILY VALUE		b. MAXIMUM 30 DAY VALUE (if available)		c. LONG TERM AVRG. VALUE (if available)			a. CONCENTRATION	b. MASS	a. LONG TERM AVERAGE VALUE		b. NO. OF ANALYSES
	(1) CONCENTRATION	(2) MASS	(1) CONCENTRATION	(2) MASS	(1) CONCENTRATION	(2) MASS				(1) CONCENTRATION	(2) MASS	
a. Biochemical Oxygen Demand (BOD)	5.98	1.1e-1					1	mg/L	lbs	NA	NA	NA
b. Chemical Oxygen Demand (COD)	99.0	1.75					1	mg/L	lbs	NA	NA	NA
c. Total Organic Carbon (TOC)	1.50	2.65e-2	(D)				1	mg/L	lbs	NA	NA	NA
d. Total Suspended Solids (TSS)	<0.57	<1e-2	(E)				1	mg/L	lbs	NA	NA	NA
e. Ammonia (as N)	2.27	4.02e-2	(O)				1	mg/L	lbs	NA	NA	NA
f. Flow	VALUE 0.0021 (A)		VALUE 0.0021 (A)		VALUE 0.0003 (A)		est.	MGD	NA	VALUE NA		NA
g. Temperature (winter)	VALUE 14.5 (B)		VALUE NA		VALUE NA		est.	°C		VALUE NA		NA
h. Temperature (summer)	VALUE 23.7 (B)		VALUE NA		VALUE NA		est.	°C		VALUE NA		NA
i. pH	MINIMUM 6.5 (C)	MAXIMUM 8.7 (C)	MINIMUM NA	MAXIMUM NA			NA	STANDARD UNITS				

PART B – Mark "X" in column 2-a for each pollutant you know or have reason to believe is present. Mark "X" in column 2-b for each pollutant you believe to be absent. If you mark column 2a for any pollutant which is limited either directly, or indirectly but expressly, in an effluent limitations guideline, you must provide the results of at least one analysis for that pollutant. For other pollutants for which you mark column 2a, you must provide quantitative data or an explanation of their presence in your discharge. Complete one table for each outfall. See the instructions for additional details and requirements.

1. POLLUTANT AND CAS NO. (if available)	2. MARK "X"		3. EFFLUENT						d. NO. OF ANALYSES	4. UNITS		5. INTAKE (optional)		
	a. BELIEVED PRESENT	b. BELIEVED ABSENT	a. MAXIMUM DAILY VALUE		b. MAXIMUM 30 DAY VALUE (if available)		c. LONG TERM AVRG. VALUE (if available)			a. CONCENTRATION	b. MASS	a. LONG TERM AVERAGE VALUE		b. NO. OF ANALYSES
			(1) CONCENTRATION	(2) MASS	(1) CONCENTRATION	(2) MASS	(1) CONCENTRATION	(2) MASS				(1) CONCENTRATION	(2) MASS	
a. Bromide (24959-67-9)	X		5.76	0.1					1	mg/L	lbs	NA	NA	NA
b. Chlorine, Total Residual	X		0.02	3.5e-04	(I)				1	mg/L	lbs	NA	NA	NA
c. Color		X	<5	NA	(E)				1	PCU	NA	NA	NA	NA
d. Fecal Coliform		X	<1	NA	(E, K)				1	cfu/100m	NA	NA	NA	NA
e. Fluoride (16984-48-8)	X		2.87	0.051					1	mg/L	lbs	NA	NA	NA
f. Nitrate-Nitrite (as N)	X		29.5	0.522					1	mg/L	lbs	NA	NA	NA

1. POLLUTANT AND CAS NO. (if available)	2. MARK "X"		3. EFFLUENT						4. UNITS		5. INTAKE (optional)			
	a. BELIEVED PRESENT	b. BELIEVED ABSENT	a. MAXIMUM DAILY VALUE		b. MAXIMUM 30 DAY VALUE (if available)		c. LONG TERM AVRG. VALUE (if available)		d. NO. OF ANALYSES	a. CONCEN- TRATION	b. MASS	a. LONG TERM AVERAGE VALUE		b. NO. OF ANALYSES
			(1) CONCENTRATION	(2) MASS	(1) CONCENTRATION	(2) MASS	(1) CONCENTRATION	(2) MASS				(1) CONCENTRATION	(2) MASS	
g. Nitrogen, Total Organic (as N)	X		3.88	0.69					1	mg/L	lbs	NA	NA	NA
h. Oil and Grease	X		<1.59	<0.028	(E, N)				1	mg/L	lbs	NA	NA	NA
i. Phosphorus (as P), Total (7723-14-0)	X		5.65	0.1					1	mg/L	lbs	NA	NA	NA
j. Radioactivity														
(1) Alpha, Total		X	0	NA	(E)				1	pCi/L	NA	NA	NA	NA
(2) Beta, Total	X		85.9	NA					1	pCi/L	NA	NA	NA	NA
(3) Radium, Total	X		<0.1819	NA	(E, N)				1	pCi/L	NA	NA	NA	NA
(4) Radium 226, Total	X		<0.0759	NA	(E, N)				1	pCi/L	Na	NA	NA	NA
k. Sulfate (as SO ₄) (14808-79-8)	X		987	17.46					1	mg/L	lbs	NA	NA	NA
l. Sulfide (as S)		X	<0.033	<6e-04	(E)				1	mg/L	lbs	NA	NA	NA
m. Sulfite (as SO ₃) (14265-45-3)	X		0	0					1	mg/L	lbs	NA	NA	NA
n. Surfactants		X	<0.017	<3e-04	(E, F)				1	mg/L	lbs	NA	NA	NA
o. Aluminum, Total (7429-90-5)		X	<19.3	<0.341	(H)				1	ug/L	lbs	NA	NA	NA
p. Barium, Total (7440-39-3)	X		1.47	0.026	(D, I)				1	ug/L	lbs	NA	NA	NA
q. Boron, Total (7440-42-8)	X		1510	26.7					1	ug/L	lbs	NA	NA	NA
r. Cobalt, Total (7440-48-4)		X	<0.3	<5.3e-3	(G)				1	ug/L	lbs	NA	NA	Na
s. Iron, Total (7439-89-6)	X		66.7	1.18	(D)				1	ug/L	lbs	NA	NA	NA
t. Magnesium, Total (7439-95-4)		X	<10	<0.177	(E)				1	ug/L	lbs	NA	NA	NA
u. Molybdenum, Total (7439-98-7)	X		34.7	0.614					1	ug/L	lbs	NA	NA	NA
v. Manganese, Total (7439-96-5)		X	<1	<0.018	(E)				1	ug/L	lbs	NA	NA	NA
w. Tin, Total (7440-31-5)		X	<1	<0.018	(E)				1	ug/L	lbs	NA	NA	NA
x. Titanium, Total (7440-32-6)		X	<2	<0.035	(E)				1	ug/L	lbs	NA	NA	NA

EPA I.D. NUMBER (copy from Item 1 of Form 1) NM0890010515	OUTFALL NUMBER 05A055
--	--------------------------

CONTINUED FROM PAGE 3 OF FORM 2-C

PART C - If you are a primary industry and this outfall contains process wastewater, refer to Table 2c-2 in the instructions to determine which of the GC/MS fractions you must test for. Mark "X" in column 2-a for all such GC/MS fractions that apply to your industry and for ALL toxic metals, cyanides, and total phenols. If you are not required to mark column 2-a (secondary industries, nonprocess wastewater outfalls, and nonrequired GC/MS fractions), mark "X" in column 2-b for each pollutant you know or have reason to believe is present. Mark "X" in column 2-c for each pollutant you believe is absent. If you mark column 2a for any pollutant, you must provide the results of at least one analysis for that pollutant. If you mark column 2b for any pollutant, you must provide the results of at least one analysis for that pollutant if you know or have reason to believe it will be discharged in concentrations of 10 ppb or greater. If you mark column 2b for acrolein, acrylonitrile, 2,4 dinitrophenol, or 2-methyl-4, 6 dinitrophenol, you must provide the results of at least one analysis for each of these pollutants which you know or have reason to believe that you discharge in concentrations of 100 ppb or greater. Otherwise, for pollutants for which you mark column 2b, you must either submit at least one analysis or briefly describe the reasons the pollutant is expected to be discharged. Note that there are 7 pages to this part; please review each carefully. Complete one table (all 7 pages) for each outfall. See instructions for additional details and requirements.

1. POLLUTANT AND CAS NUMBER (if available)	2. MARK "X"			3. EFFLUENT						4. UNITS		5. INTAKE (optional)			
	a. TESTING REQUIRED	b. BELIEVED PRESENT	c. BELIEVED ABSENT	a. MAXIMUM DAILY VALUE		b. MAXIMUM 30 DAY VALUE (if available)		c. LONG TERM AVRG. VALUE (if available)		d. NO. OF ANALYSES	a. CONCENTRATION	b. MASS	a. LONG TERM AVERAGE VALUE		b. NO. OF ANALYSES
				(1) CONCENTRATION	(2) MASS	(1) CONCENTRATION	(2) MASS	(1) CONCENTRATION	(2) MASS				(1) CONCENTRATION	(2) MASS	
METALS, CYANIDE, AND TOTAL PHENOLS															
1M. Antimony, Total (7440-36-0)		X		22.1	0.039	(I)				1	ug/L	lbs	NA	NA	NA
2M. Arsenic, Total (7440-38-2)		X		22.9	0.405	(D)				1	ug/L	lbs	NA	NA	NA
3M. Beryllium, Total (7440-41-7)		X		0.2	0.0035	(I)				1	ug/L	lbs	NA	NA	NA
4M. Cadmium, Total (7440-43-9)			X	<0.3	<0.005	(G)				1	ug/L	lbs	NA	NA	NA
5M. Chromium, Total (7440-47-3)		X		1.56	0.0276	(D, I)				1	ug/L	lbs	NA	NA	NA
6M. Copper, Total (7440-50-8)		X		11.2	0.1982					1	ug/L	lbs	NA	NA	NA
7M. Lead, Total (7439-92-1)		X		3.49	0.0617	(D)				1	ug/L	lbs	NA	NA	NA
8M. Mercury, Total (7439-97-6)		X		0.085	0.0015	(D)				1	ug/L	lbs	NA	NA	NA
9M. Nickel, Total (7440-02-0)		X		5.26	0.0931					1	ug/L	lbs	NA	NA	NA
10M. Selenium, Total (7782-49-2)		X		9.25	0.1637	(D)				1	ug/L	lbs	NA	NA	NA
11M. Silver, Total (7440-22-4)			X	<0.3	<0.005	(G)				1	ug/L	lbs	NA	NA	NA
12M. Thallium, Total (7440-28-0)			X	<0.6	<0.011	(H)				1	ug/L	lbs	NA	NA	NA
13M. Zinc, Total (7440-66-6)		X		49.8	0.8811					1	ug/L	lbs	NA	NA	NA
14M. Cyanide, Total (57-12-5)			X	<1.67	<3e-05	(G)				1	ug/L	lbs	NA	NA	NA
15M. Phenols, Total		X		<1.67	<3e-05	(E, N)				1	ug/L	lbs	NA	NA	NA
DIOXIN															
2,3,7,8-Tetra-chlorodibenzo-P-Dioxin (1764-01-6)			X	DESCRIBE RESULTS Analytical result is <11 pg/L (less than the MDL). However, the MDL is greater than the EPA MCL OF 10 pg/L. (H)											

1. POLLUTANT AND CAS NUMBER (if available)	2. MARK "X"			3. EFFLUENT						4. UNITS		5. INTAKE (optional)			
	a. TESTING REQUIRED	b. BELIEVED PRESENT	c. BELIEVED ABSENT	a. MAXIMUM DAILY VALUE		b. MAXIMUM 30 DAY VALUE (if available)		c. LONG TERM AVRG. VALUE (if available)		d. NO. OF ANALYSES	a. CONCEN- TRATION	b. MASS	a. LONG TERM AVERAGE VALUE		b. NO. OF ANALYSES
				(1) CONCENTRATION	(2) MASS	(1) CONCENTRATION	(2) MASS	(1) CONCENTRATION	(2) MASS				(1) CONCENTRATION	(2) MASS	
	GC/MS FRACTION – VOLATILE COMPOUNDS														
1V. Accrolein (107-02-8)			X	<1.67	<3e-05	(G)				1	ug/L	lbs	NA	NA	NA
2V. Acrylonitrile (107-13-1)			X	<1.67	<3e-50	(G)				1	ug/L	lbs	NA	NA	NA
3V. Benzene (71-43-2)			X	<0.33	<6e-06	(G)				1	ug/L	lbs	NA	NA	NA
4V. Bis (Chloro- methyl) Ether (542-88-1)						(J)									
5V. Bromoform (75-25-2)			X	<0.33	<6e-06	(G)				1	ug/L	lbs	NA	NA	NA
6V. Carbon Tetrachloride (56-23-5)			X	<0.333	<6e-06	(G)				1	ug/L	lbs	NA	NA	NA
7V. Chlorobenzene (108-90-7)			X	<0.333	<6e-06	(G)				1	ug/L	lbs	NA	NA	NA
8V. Chlorodi- bromomethane (124-48-1)			X	<0.333	<6e-06	(G)				1	ug/L	lbs	NA	NA	NA
9V. Chloroethane (75-00-3)			X	<0.333	<6e-06	(E)				1	ug/L	lbs	NA	NA	NA
10V. 2-Chloro- ethylvinyl Ether (110-75-8)			X	<1.67	<3e-05	(E)				1	ug/L	lbs	NA	NA	NA
11V. Chloroform (67-66-3)			X	<0.333	<6e-06	(E, O)				1	ug/L	lbs	NA	NA	NA
12V. Dichloro- bromomethane (75-27-4)			X	<0.333	<6e-06	(E)				1	ug/L	lbs	NA	NA	NA
13V. Dichloro- difluoromethane (75-71-8)						(J)									
14V. 1,1-Dichloro- ethane (75-34-3)			X	<0.333	<6e-06	(E)				1	ug/L	lbs	NA	NA	NA
15V. 1,2-Dichloro- ethane (107-06-2)			X	<0.333	<6e-06	(G)				1	ug/L	lbs	NA	NA	NA
16V. 1,1-Dichloro- ethylene (75-35-4)			X	<0.333	<6e-06	(G)				1	ug/L	lbs	NA	NA	NA
17V. 1,2-Dichloro- propane (78-87-5)			X	<0.333	<6e-06	(G)				1	ug/L	lbs	NA	NA	NA
18V. 1,3-Dichloro- propylene (542-75-6)			X	<0.333	<6e-06	(G, L)				1	ug/L	lbs	NA	NA	NA
19V. Ethylbenzene (100-41-4)			X	<0.333	<6e-06	(G)				1	ug/L	lbs	NA	NA	NA
20V. Methyl Bromide (74-83-9)			X	<0.337	<6e-06	(E)				1	ug/L	lbs	NA	NA	NA
21V. Methyl Chloride (74-87-3)			X	<0.333	<6e-06	(G)				1	ug/L	lbs	NA	NA	NA

1. POLLUTANT AND CAS NUMBER (if available)	2. MARK "X"			3. EFFLUENT						4. UNITS		5. INTAKE (optional)			
	a. TESTING REQUIRED	b. BELIEVED PRESENT	c. BELIEVED ABSENT	a. MAXIMUM DAILY VALUE		b. MAXIMUM 30 DAY VALUE (if available)		c. LONG TERM AVRG. VALUE (if available)		d. NO. OF ANALYSES	a. CONCENTRATION	b. MASS	a. LONG TERM AVERAGE VALUE		b. NO. OF ANALYSES
				(1) CONCENTRATION	(2) MASS	(1) CONCENTRATION	(2) MASS	(1) CONCENTRATION	(2) MASS				(1) CONCENTRATION	(2) MASS	
GC/MS FRACTION – VOLATILE COMPOUNDS (continued)															
22V. Methylene Chloride (75-09-2)			X	<1.67	<3e-05	(G)				1	ug/L	lbs	NA	NA	NA
23V. 1,1,2,2-Tetrachloroethane (79-34-5)			X	<0.333	<6e-06	(G)				1	ug/L	lbs	NA	NA	NA
24V. Tetrachloroethylene (127-18-4)			X	<0.333	<6e-06	(G)				1	ug/L	lbs	NA	NA	NA
25V. Toluene (108-88-3)			X	<0.333	<6e-06	(G, O)				1	ug/L	lbs	NA	NA	NA
26V. 1,2-Trans-Dichloroethylene (156-60-5)			X	<0.333	<6e-06	(G)				1	ug/L	lbs	NA	NA	NA
27V. 1,1,1-Trichloroethane (71-55-6)			X	<0.333	<6e-06	(G)				1	ug/L	lbs	NA	NA	NA
28V. 1,1,2-Trichloroethane (79-00-5)			X	<0.333	<6e-06	(E)				1	ug/L	lbs	NA	NA	NA
29V. Trichloroethylene (79-01-6)			X	<0.333	<6e-06	(G)				1	ug/L	lbs	NA	NA	NA
30V. Trichlorofluoromethane (75-69-4)						(J)									
31V. Vinyl Chloride (75-01-4)			X	<0.333	<6e-06	(G)				1	ug/L	lbs	NA	NA	NA
GC/MS FRACTION – ACID COMPOUNDS															
1A. 2-Chlorophenol (95-57-8)			X	<3.00	<5e-05	(G)				1	ug/L	lbs	NA	NA	NA
2A. 2,4-Dichlorophenol (120-83-2)			X	<3.00	<5e-05	(G)				1	ug/L	lbs	NA	NA	NA
3A. 2,4-Dimethylphenol (105-67-9)			X	<3.00	<5e-05	(G)				1	ug/L	lbs	NA	NA	NA
4A. 4,6-Dinitro-O-Cresol (534-52-1)			X	<3.00	<5e-05	(G)				1	ug/L	lbs	NA	NA	NA
5A. 2,4-Dinitrophenol (51-28-5)			X	<5.00	<9e-05	(G)				1	ug/L	lbs	NA	NA	NA
6A. 2-Nitrophenol (88-75-5)			X	<3.00	<5e-05	(E)				1	ug/L	lbs	NA	NA	NA
7A. 4-Nitrophenol (100-02-7)			X	<3.00	<5e-05	(E)				1	ug/L	lbs	NA	NA	NA
8A. P-Chloro-M-Cresol (59-50-7)			X	<3.00	<5e-05	(E)				1	ug/L	lbs	NA	NA	NA
9A. Pentachlorophenol (87-86-5)			X	<3.00	<5e-05	(G)				1	ug/L	lbs	NA	NA	NA
10A. Phenol (108-95-2)			X	<3.00	<5e-05	(G)				1	ug/L	lbs	NA	NA	NA
11A. 2,4,6-Trichlorophenol (88-05-2)			X	<3.00	<5e-05	(G)				1	ug/L	lbs	NA	NA	NA

CONTINUED FROM THE FRONT

1. POLLUTANT AND CAS NUMBER (if available)	2. MARK "X"			3. EFFLUENT						4. UNITS		5. INTAKE (optional)			
	a. TESTING REQUIRED	b. BELIEVED PRESENT	c. BELIEVED ABSENT	a. MAXIMUM DAILY VALUE		b. MAXIMUM 30 DAY VALUE (if available)		c. LONG TERM AVRG. VALUE (if available)		d. NO. OF ANALYSES	a. CONCENTRATION	b. MASS	a. LONG TERM AVERAGE VALUE		b. NO. OF ANALYSES
				(1) CONCENTRATION	(2) MASS	(1) CONCENTRATION	(2) MASS	(1) CONCENTRATION	(2) MASS				(1) CONCENTRATION	(2) MASS	
	GC/MS FRACTION - BASE/NEUTRAL COMPOUNDS														
1B. Acenaphthene (83-32-9)			X	<0.300	<5e-06	(G)				1	ug/L	lbs	NA	NA	NA
2B. Acenaphthylene (208-96-8)			X	<0.300	<5e-06	(E)				1	ug/L	lbs	NA	NA	NA
3B. Anthracene (120-12-7)			X	<0.300	<5e-06	(G)				1	ug/L	lbs	NA	NA	NA
4B. Benzidine (92-87-5)			X	<3.90	<7e-05	(G)				1	ug/L	lbs	NA	NA	NA
5B. Benzo (a) Anthracene (56-55-3)			X	<0.300	<5e-06	(G)				1	ug/L	lbs	NA	NA	NA
6B. Benzo (a) Pyrene (50-32-8)			X	<0.300	<5e-06	(G)				1	ug/L	lbs	NA	NA	NA
7B. 3,4-Benzo-fluoranthene (205-99-2)			X	<0.300	<5e-06	(G)				1	ug/L	lbs	NA	NA	NA
8B. Benzo (ghi) Perylene (191-24-2)			X	<0.300	<5e-06	(E)				1	ug/L	lbs	NA	NA	NA
9B. Benzo (k) Fluoranthene (207-08-9)			X	<0.300	<5e-06	(G)				1	ug/L	lbs	NA	NA	NA
10B. Bis (2-Chloro-ethoxy) Methane (111-91-1)			X	<3.00	<5e-05	(E)				1	ug/L	lbs	NA	NA	NA
11B. Bis (2-Chloro-ethyl) Ether (111-44-4)			X	<3.00	<5e-05	(G)				1	ug/L	lbs	NA	NA	NA
12B. Bis (2-Chloroisopropyl) Ether (102-80-1)			X	<1.67	<3e-05	(G)				1	ug/L	lbs	NA	NA	NA
13B. Bis (2-Ethyl-hexyl) Phthalate (117-81-7)			X	<0.300	<5e-06	(G)				1	ug/L	lbs	NA	NA	NA
14B. 4-Bromophenyl Phenyl Ether (101-55-3)			X	<3.00	<5e-05	(E)				1	ug/L	lbs	NA	NA	NA
15B. Butyl Benzyl Phthalate (85-68-7)			X	<0.300	<5e-06	(G)				1	ug/L	lbs	NA	NA	NA
16B. 2-Chloro-naphthalene (91-58-7)			X	<0.410	<7e-06	(G)				1	ug/L	lbs	NA	NA	NA
17B. 4-Chloro-phenyl Phenyl Ether (7005-72-3)			X	<3.00	<5e-05	(E)				1	ug/L	lbs	NA	NA	NA
18B. Chrysene (218-01-9)			X	<0.300	<5e-06	(G)				1	ug/L	lbs	NA	NA	NA
19B. Dibenzo (a,h) Anthracene (53-70-3)			X	<0.300	<5e-06	(G)				1	ug/L	lbs	NA	NA	NA
20B. 1,2-Dichloro-benzene (95-50-1)			X	<0.333	<6e-06	(G)				1	ug/L	lbs	NA	NA	NA
21B. 1,3-Di-chloro-benzene (541-73-1)			X	<0.333	<6e-06	(G)				1	ug/L	lbs	NA	NA	NA

1. POLLUTANT AND CAS NUMBER (if available)	2. MARK "X"			3. EFFLUENT						4. UNITS		5. INTAKE (optional)			
	a. TESTING REQUIRED	b. BELIEVED PRESENT	c. BELIEVED ABSENT	a. MAXIMUM DAILY VALUE		b. MAXIMUM 30 DAY VALUE (if available)		c. LONG TERM AVRG. VALUE (if available)		d. NO. OF ANALYSES	a. CONCENTRATION	b. MASS	a. LONG TERM AVERAGE VALUE		b. NO. OF ANALYSES
				(1) CONCENTRATION	(2) MASS	(1) CONCENTRATION	(2) MASS	(1) CONCENTRATION	(2) MASS				(1) CONCENTRATION	(2) MASS	
GC/MS FRACTION - BASE/NEUTRAL COMPOUNDS (continued)															
22B. 1,4-Dichlorobenzene (106-46-7)			X	<0.333	<6e-06	(G)				1	ug/L	lbs	NA	NA	NA
23B. 3,3-Dichlorobenzidine (91-94-1)			X	<3.00	<5e-05	(G)				1	ug/L	lbs	NA	NA	NA
24B. Diethyl Phthalate (84-66-2)			X	<0.300	<5e-06	(G)				1	ug/L	lbs	NA	NA	NA
25B. Dimethyl Phthalate (131-11-3)			X	<0.300	<5e-06	(G)				1	ug/L	lbs	NA	NA	NA
26B. Di-N-Butyl Phthalate (84-74-2)			X	<0.300	<5e-06	(G)				1	ug/L	lbs	NA	NA	NA
27B. 2,4-Dinitrotoluene (121-14-2)			X	<3.00	<5e-05	(G, O)				1	ug/L	lbs	NA	NA	NA
28B. 2,6-Dinitrotoluene (606-20-2)			X	<3.00	<5e-05	(E, O)				1	ug/L	lbs	NA	NA	NA
29B. Di-N-Octyl Phthalate (117-84-0)			X	<0.300	<5e-06	(E)				1	ug/L	lbs	NA	NA	NA
30B. 1,2-Diphenylhydrazine (as Azobenzene) (122-66-7)			X	<3.0	<5e-05	(G)				1	ug/L	lbs	NA	NA	NA
31B. Fluoranthene (206-44-0)			X	<0.300	<5e-06	(G)				1	ug/L	lbs	NA	NA	NA
32B. Fluorene (86-73-7)			X	<0.300	<5e-06	(G)				1	ug/L	lbs	NA	NA	NA
33B. Hexachlorobenzene (118-74-1)			X	<3.00	<5e-05	(G)				1	ug/L	lbs	NA	NA	NA
34B. Hexachlorobutadiene (87-68-3)			X	<3.00	<5e-05	(G)				1	ug/L	lbs	NA	NA	NA
35B. Hexachlorocyclopentadiene (77-47-4)			X	<3.00	<5e-05	(G)				1	ug/L	lbs	NA	NA	NA
36B Hexachloroethane (67-72-1)			X	<3.00	<5e-05	(G)				1	ug/L	lbs	NA	NA	NA
37B. Indeno (1,2,3-cd) Pyrene (193-39-5)			X	<0.300	<5e-06	(G)				1	ug/L	lbs	NA	NA	NA
38B. Isopharone (78-59-1)			X	<3.50	<6e-05	(G)				1	ug/L	lbs	NA	NA	NA
39B. Naphthalene (91-20-3)			X	<0.300	<5e-06	(E)				1	ug/L	lbs	NA	NA	NA
40B. Nitrobenzene (98-95-3)			X	<3.00	<5e-05	(G)				1	ug/L	lbs	NA	NA	NA
41B. N-Nitrosodimethylamine (62-75-9)			X	<3.00	<5e-05	(G)				1	ug/L	lbs	NA	NA	NA
42B. N-Nitrosodi-N-Propylamine (621-64-7)			X	<3.00	<5e-05	(G)				1	ug/L	lbs	NA	NA	NA

1. POLLUTANT AND CAS NUMBER <i>(if available)</i>	2. MARK "X"			3. EFFLUENT						4. UNITS		5. INTAKE <i>(optional)</i>			
	a. TESTING REQUIRED	b. BELIEVED PRESENT	c. BELIEVED ABSENT	a. MAXIMUM DAILY VALUE		b. MAXIMUM 30 DAY VALUE <i>(if available)</i>		c. LONG TERM AVRG. VALUE <i>(if available)</i>		d. NO. OF ANALYSES	a. CONCEN- TRATION	b. MASS	a. LONG TERM AVERAGE VALUE		b. NO. OF ANALYSES
				(1) CONCENTRATION	(2) MASS	(1) CONCENTRATION	(2) MASS	(1) CONCENTRATION	(2) MASS				(1) CONCENTRATION	(2) MASS	
GC/MS FRACTION – BASE/NEUTRAL COMPOUNDS <i>(continued)</i>															
43B. N-Nitro-sodiphenylamine (86-30-6)			X	<3.0	<5E-05	(G, M)				1	ug/L	lbs	NA	NA	NA
44B. Phenanthrene (85-01-8)			X	<0.300	<5e-06	(E)				1	ug/L	lbs	NA	NA	NA
45B. Pyrene (129-00-0)			X	<0.300	<5e-06	(G)				1	ug/L	lbs	NA	NA	NA
46B. 1,2,4-Trichlorobenzene (120-82-1)			X	<3.00	<5e-05	(G)				1	ug/L	lbs	NA	NA	NA
GC/MS FRACTION – PESTICIDES															
1P. Aldrin (309-00-2)			X	<0.0070	<1e-07	(G)				1	ug/L	lbs	NA	NA	NA
2P. α-BHC (319-84-6)			X	<0.0070	<1e-07	(G)				1	ug/L	lbs	NA	NA	NA
3P. β-BHC (319-85-7)			X	<0.0070	<1e-07	(G)				1	ug/L	lbs	NA	NA	NA
4P. γ-BHC (58-89-9)			X	<0.0070	<1e-07	(G)				1	ug/L	lbs	NA	NA	NA
5P. δ-BHC (319-86-8)			X	<0.0070	<1e-07	(E)				1	ug/L	lbs	NA	NA	NA
6P. Chlordane (57-74-9)			X	<0.0805	<1e-60	(G)				1	ug/L	lbs	NA	NA	NA
7P. 4,4'-DDT (50-29-3)			X	<0.0105	<2e-07	(G)				1	ug/L	lbs	NA	NA	NA
8P. 4,4'-DDE (72-55-9)			X	<0.0105	<2e-07	(G)				1	ug/L	lbs	NA	NA	NA
9P. 4,4'-DDD (72-54-8)			X	<0.0105	<2e-07	(G)				1	ug/L	lbs	NA	NA	NA
10P. Dieldrin (60-57-1)			X	<0.0105	<2e-07	(G)				1	ug/L	lbs	NA	NA	NA
11P. α-Endosulfan (115-29-7)			X	<0.0070	<1e-07	(G)				1	ug/L	lbs	NA	NA	NA
12P. β-Endosulfan (115-29-7)			X	<0.0105	<2e-07	(G)				1	ug/L	lbs	NA	NA	NA
13P. Endosulfan Sulfate (1031-07-8)			X	<0.0105	<2e-07	(G)				1	ug/L	lbs	NA	NA	NA
14P. Endrin (72-20-8)			X	<0.0105	<2e-07	(G)				1	ug/L	lbs	NA	NA	NA
15P. Endrin Aldehyde (7421-93-4)			X	<0.0070	<1e-07	(G)				1	ug/L	lbs	NA	NA	NA
16P. Heptachlor (76-44-8)			X	<0.0070	<1e-07	(G)				1	ug/L	lbs	NA	NA	NA

EPA I.D. NUMBER (copy from Item 1 of Form 1)	OUTFALL NUMBER
NM0890010515	05A055

CONTINUED FROM PAGE V-8

1. POLLUTANT AND CAS NUMBER (if available)	2. MARK "X"			3. EFFLUENT						4. UNITS		5. INTAKE (optional)			
	a. TESTING REQUIRED	b. BELIEVED PRESENT	c. BELIEVED ABSENT	a. MAXIMUM DAILY VALUE		b. MAXIMUM 30 DAY VALUE (if available)		c. LONG TERM AVRG. VALUE (if available)		d. NO. OF ANALYSES	a. CONCENTRATION	b. MASS	a. LONG TERM AVERAGE VALUE		b. NO. OF ANALYSES
				(1) CONCENTRATION	(2) MASS	(1) CONCENTRATION	(2) MASS	(1) CONCENTRATION	(2) MASS				(1) CONCENTRATION	(2) MASS	
GC/MS FRACTION – PESTICIDES (continued)															
17P. Heptachlor Epoxide (1024-57-3)			X	<0.0070	<1e-07	(G)				1	ug/L	lbs	NA	NA	NA
18P. PCB-1242 (53469-21-9)			X	<0.0732	<1e-06	(G)				1	ug/L	lbs	NA	NA	NA
19P. PCB-1254 (11097-69-1)			X	<0.0732	<1e-06	(G)				1	ug/L	lbs	NA	NA	NA
20P. PCB-1221 (11104-28-2)			X	<0.0732	<1e-06	(G)				1	ug/L	lbs	NA	NA	NA
21P. PCB-1232 (11141-16-5)			X	<0.0732	<1e-06	(G)				1	ug/L	lbs	NA	NA	NA
22P. PCB-1248 (12672-29-6)			X	<0.0732	<1e-06	(G)				1	ug/L	lbs	NA	NA	NA
23P. PCB-1260 (11096-82-5)			X	<0.0732	<1e-06	(G)				1	ug/L	lbs	NA	NA	NA
24P. PCB-1016 (12674-11-2)			X	<0.0732	<1e-06	(G)				1	ug/L	lbs	NA	NA	NA
25P. Toxaphene (8001-35-2)			X	<0.1580	<3e-06	(G)				1	ug/L	lbs	NA	NA	NA

EPA Form 3510-2C (8-90)

PAGE V-9

2019 NPDES Permit Reapplication - Footnotes for the Form 2C OUTFALL - 05A055

A	The flow rates provided are estimated based upon tank capacity and a maximum flow rate to the outfall of 3 gpm.
B	The temperatures provided are based upon historical data provided in the 2004 NPDES Permit Application.
C	The pH range provided are based upon historical data provided in the 2004 NPDES Permit Application and field parameter data collected in August of 2019.
D	Value provided was estimated by the analytical laboratory.
E	The analytical result provided is less than the Method Detection Limit (MDL) and there is not an approved EPA Region 6 Method Quantification Limit (MQL). The value provided is the MDL.
F	Preparation or preservation holding time was exceeded and the value provided has been estimated by the laboratory.
G	The analytical result provided is less than the MDL and the EPA Region 6 approved MQL. The value provided is the MDL.
H	The analytical result provided is less than the MDL, however, the MDL used was greater than the EPA Region 6 approved MQL. The value provided is the MDL.
I	The analytical result provided is greater than the MDL but is below the EPA Region 6 MQL.
J	The EPA has remanded this parameter. See 40 CFR Part 122, Appendix D.
K	The E. Coli result is provided as an indicator for Fecal Coliform.
L	Result is for cis- and trans-1,3 dichloropropylene.
M	The result provided is for diphenylamine due to similar mass spectra and decomposition of N-nitrosodiphenylamine in the gas chromatograph injection port to nitric oxide and diphenylamine (thus it is measured as diphenylamine).
N	The analytical data collected for the 2019 permit application indicates that the pollutant was not detected in the discharge to the outfall. The pollutant is marked as "believed present" because it was either detected or marked as "believed present" in the previous permit application submitted in 2012.
O	Identified as a potential pollutant from one of the sources discharging to the outfall.

C. Except for storm runoff, leaks, or spills, are any of the discharges described in Items II-A or B intermittent or seasonal?
 YES (complete the following table) NO (go to Section III)

1. OUTFALL NUMBER (list)	2. OPERATION(S) CONTRIBUTING FLOW (list)	3. FREQUENCY		4. FLOW				C. DURATION (in days)
		a. DAYS PER WEEK (specify average)	b. MONTHS PER YEAR (specify average)	a. FLOW RATE (in mgd)		B. TOTAL VOLUME (specify with units)		
				1. LONG TERM AVERAGE	2. MAXIMUM DAILY	1. LONG TERM AVERAGE	2. MAXIMUM DAILY	
13S	Sanitary Wastewater System (SWWS) Treated Effluent	7	12	0.0229 MGD	0.418 MGD	228,808 GALLONS	418,000 GALLONS	365

III. PRODUCTION

A. Does an effluent guideline limitation promulgated by EPA under Section 304 of the Clean Water Act apply to your facility?
 YES (complete Item III-B) NO (go to Section IV)

B. Are the limitations in the applicable effluent guideline expressed in terms of production (or other measure of operation)?
 YES (complete Item III-C) NO (go to Section IV)

C. If you answered "yes" to Item III-B, list the quantity which represents an actual measurement of your level of production, expressed in the terms and units used in the applicable effluent guideline, and indicate the affected outfalls.

1. AVERAGE DAILY PRODUCTION			2. AFFECTED OUTFALLS (list outfall numbers)
a. QUANTITY PER DAY	b. UNITS OF MEASURE	c. OPERATION, PRODUCT, MATERIAL, ETC. (specify)	
NA	NA	NA	NA

IV. IMPROVEMENTS

A. Are you now required by any Federal, State or local authority to meet any implementation schedule for the construction, upgrading or operations of wastewater treatment equipment or practices or any other environmental programs which may affect the discharges described in this application? This includes, but is not limited to, permit conditions, administrative or enforcement orders, enforcement compliance schedule letters, stipulations, court orders, and grant or loan conditions.
 YES (complete the following table) NO (go to Item IV-B)

1. IDENTIFICATION OF CONDITION, AGREEMENT, ETC.	2. AFFECTED OUTFALLS		3. BRIEF DESCRIPTION OF PROJECT	4. FINAL COMPLIANCE DATE	
	a. NO.	b. SOURCE OF DISCHARGE		a. REQUIRED	b. PROJECTED
NA	NA	NA	NA	NA	NA

B. OPTIONAL: You may attach additional sheets describing any additional water pollution control programs (or other environmental projects which may affect your discharges) you now have underway or which you plan. Indicate whether each program is now underway or planned, and indicate your actual or planned schedules for construction.
 MARK "X" IF DESCRIPTION OF ADDITIONAL CONTROL PROGRAMS IS ATTACHED

EPA I.D. NUMBER (copy from Item 1 of Form 1)
 NM0890010515

CONTINUED FROM PAGE 2

V. INTAKE AND EFFLUENT CHARACTERISTICS

A, B, & C: See instructions before proceeding – Complete one set of tables for each outfall – Annotate the outfall number in the space provided.
 NOTE: Tables V-A, V-B, and V-C are included on separate sheets numbered V-1 through V-9.

D. Use the space below to list any of the pollutants listed in Table 2c-3 of the instructions, which you know or have reason to believe is discharged or may be discharged from any outfall. For every pollutant you list, briefly describe the reasons you believe it to be present and report any analytical data in your possession.

1. POLLUTANT	2. SOURCE	1. POLLUTANT	2. SOURCE
Aniline (2C-3) Carbon Disulfide (2C-3) Cresol (2C-3) Strontium (2C-3) Styrene (2C-3) Uranium (2C-3) Vanadium (2C-3)	Sanitary Wastewater System (SWWS) Effluent. A review of the waste stream profiles associated with the water treated at the SWWS identified the 7 Form 2C-3 pollutants listed in Section V.D.1.		

VI. POTENTIAL DISCHARGES NOT COVERED BY ANALYSIS

Is any pollutant listed in Item V-C a substance or a component of a substance which you currently use or manufacture as an intermediate or final product or byproduct?
 YES (list all such pollutants below) NO (go to Item VI-B)

NA

VII. BIOLOGICAL TOXICITY TESTING DATA

Do you have any knowledge or reason to believe that any biological test for acute or chronic toxicity has been made on any of your discharges or on a receiving water in relation to your discharge within the last 3 years?

YES (identify the test(s) and describe their purposes below)

NO (go to Section VIII)

NA

VIII. CONTRACT ANALYSIS INFORMATION

Were any of the analyses reported in Item V performed by a contract laboratory or consulting firm?

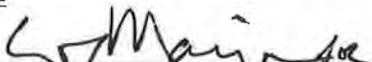
YES (list the name, address, and telephone number of, and pollutants analyzed by, each such laboratory or firm below)

NO (go to Section IX)

A. NAME	B. ADDRESS	C. TELEPHONE (area code & no.)	D. POLLUTANTS ANALYZED (list)
GEL Laboratories LLC	2040 Savage Road, Charleston SC 29407	(843) 556-8171	OC, SVOC, Pesticides, Metals, Radiochemistry, General Chemistry, BOD, TSS
Cape Fear Analytical LLC	3306 Kitty Hawk Road, Suite 120, Wilmington NC 28405	(910) 795-0421	Dioxins and Furans
New Mexico Water Testing Laboratory Inc.	401 North Coronado Ave, Espanola, NM 87532	(505) 929-4545	E-Coli

IX. CERTIFICATION

I certify under penalty of law that this document and all attachments were prepared under my direction or supervision in accordance with a system designed to assure that qualified personnel properly gather and evaluate the information submitted. Based on my inquiry of the person or persons who manage the system or those persons directly responsible for gathering the information, the information submitted is, to the best of my knowledge and belief, true, accurate, and complete. I am aware that there are significant penalties for submitting false information, including the possibility of fine and imprisonment for knowing violations.

A. NAME & OFFICIAL TITLE (type or print) Michael W. Hazen, Associate Laboratory Director ESHQSS	B. PHONE NO. (area code & no.) (505) 667-4218
C. SIGNATURE 	D. DATE SIGNED 3-20-19

CONTINUED FROM THE FRONT

VII. BIOLOGICAL TOXICITY TESTING DATA

Do you have any knowledge or reason to believe that any biological test for acute or chronic toxicity has been made on any of your discharges or on a receiving water in relation to your discharge within the last 3 years?

YES (identify the test(s) and describe their purposes below)

NO (go to Section VIII)

EXTRA PAGE FOR SIGNATURE ONLY

VIII. CONTRACT ANALYSIS INFORMATION

Were any of the analyses reported in Item V performed by a contract laboratory or consulting firm?


YES (list the name, address, and telephone number of, and pollutants analyzed by, each such laboratory or firm below)

NO (go to Section IX)

A. NAME	B. ADDRESS	C. TELEPHONE (area code & no.)	D. POLLUTANTS ANALYZED (list)

IX. CERTIFICATION

I certify under penalty of law that this document and all attachments were prepared under my direction or supervision in accordance with a system designed to assure that qualified personnel properly gather and evaluate the information submitted. Based on my inquiry of the person or persons who manage the system or those persons directly responsible for gathering the information, the information submitted is, to the best of my knowledge and belief, true, accurate, and complete. I am aware that there are significant penalties for submitting false information, including the possibility of fine and imprisonment for knowing violations.

A. NAME & OFFICIAL TITLE (type or print) William S. Goodrum, Manager Los Alamos Field Office	B. PHONE NO. (area code & no.) (505) 667-5105
C. SIGNATURE 	D. DATE SIGNED 3-25-19

PLEASE PRINT OR TYPE IN THE UNSHADED AREAS ONLY. You may report some or all of this information on separate sheets (use the same format) instead of completing these pages.
SEE INSTRUCTIONS.

EPA I.D. NUMBER (copy from Item 1 of Form 1)
NM0890010515

V. INTAKE AND EFFLUENT CHARACTERISTICS (continued from page 3 of Form 2-C)	OUTFALL NO. 13S
--	--------------------

PART A – You must provide the results of at least one analysis for every pollutant in this table. Complete one table for each outfall. See instructions for additional details.

1. POLLUTANT	2. EFFLUENT						3. UNITS <i>(specify if blank)</i>		4. INTAKE <i>(optional)</i>			
	a. MAXIMUM DAILY VALUE		b. MAXIMUM 30 DAY VALUE <i>(if available)</i>		c. LONG TERM AVRG. VALUE <i>(if available)</i>		d. NO. OF ANALYSES	a. CONCEN-TRATION	b. MASS	a. LONG TERM AVERAGE VALUE		b. NO. OF ANALYSES
	(1) CONCENTRATION	(2) MASS	(1) CONCENTRATION	(2) MASS	(1) CONCENTRATION	(2) MASS				(1) CONCENTRATION	(2) MASS	
a. Biochemical Oxygen Demand (BOD)	1.59	5.546	(D)				1	mg/L	lbs	NA	NA	NA
b. Chemical Oxygen Demand (COD)	67.5	235.5					1	mg/L	lbs	NA	NA	NA
c. Total Organic Carbon (TOC)	6.04	21.07					1	mg/L	lbs	NA	NA	NA
d. Total Suspended Solids (TSS)	5.08	17.72					1	mg/L	lbs	NA	NA	NA
e. Ammonia (as N)	0.215	0.75	(P)				1	mg/L	lbs	NA	NA	NA
f. Flow	VALUE 0.418 (A)		VALUE 0.2529 (A)		VALUE 0.229 (A)		365	MGD	NA	VALUE NA		NA
g. Temperature (winter)	VALUE 8.0 (B)		VALUE NA		VALUE NA		0	°C		VALUE NA		NA
h. Temperature (summer)	VALUE 25.5 (B)		VALUE NA		VALUE NA		0	°C		VALUE NA		NA
i. pH	MINIMUM 7.5 (C)	MAXIMUM 7.7 (C)	MINIMUM 7.5 (C)	MAXIMUM 7.7 (C)			2	STANDARD UNITS				

PART B – Mark "X" in column 2-a for each pollutant you know or have reason to believe is present. Mark "X" in column 2-b for each pollutant you believe to be absent. If you mark column 2a for any pollutant which is limited either directly, or indirectly but expressly, in an effluent limitations guideline, you must provide the results of at least one analysis for that pollutant. For other pollutants for which you mark column 2a, you must provide quantitative data or an explanation of their presence in your discharge. Complete one table for each outfall. See the instructions for additional details and requirements.

1. POLLUTANT AND CAS NO. <i>(if available)</i>	2. MARK "X"		3. EFFLUENT						4. UNITS		5. INTAKE <i>(optional)</i>			
	a. BELIEVED PRESENT	b. BELIEVED ABSENT	a. MAXIMUM DAILY VALUE		b. MAXIMUM 30 DAY VALUE <i>(if available)</i>		c. LONG TERM AVRG. VALUE <i>(if available)</i>		d. NO. OF ANALYSES	a. CONCEN-TRATION	b. MASS	a. LONG TERM AVERAGE VALUE		b. NO. OF ANALYSES
			(1) CONCENTRATION	(2) MASS	(1) CONCENTRATION	(2) MASS	(1) CONCENTRATION	(2) MASS				(1) CONCENTRATION	(2) MASS	
a. Bromide (24959-67-9)	<input checked="" type="checkbox"/>		0.126	0.4395	(D)				1	mg/L	lbs	NA	NA	NA
b. Chlorine, Total Residual	<input checked="" type="checkbox"/>		1.62 (C, P)	5.6512	1.62 (C, P)	3.419	0.985 (C, P)	1.881	2	mg/L	lbs	NA	NA	NA
c. Color	<input checked="" type="checkbox"/>		10	NA					1	PCU	NA	NA	NA	NA
d. Fecal Coliform	<input checked="" type="checkbox"/>		2	(L)					1	#/100mL	NA	NA	NA	NA
e. Fluoride (16984-48-8)	<input checked="" type="checkbox"/>		0.348	1.214					1	mg/L	lbs	NA	NA	NA
f. Nitrate-Nitrite (as N)	<input checked="" type="checkbox"/>		0.0498	0.1737	(D)				1	mg/L	lbs	NA	NA	NA

ITEM V-B CONTINUED FROM FRONT

1. POLLUTANT AND CAS NO. (if available)	2. MARK "X"		3. EFFLUENT						4. UNITS		5. INTAKE (optional)			
	a. BELIEVED PRESENT	b. BELIEVED ABSENT	a. MAXIMUM DAILY VALUE		b. MAXIMUM 30 DAY VALUE (if available)		c. LONG TERM AVRG. VALUE (if available)		d. NO. OF ANALYSES	a. CONCENTRATION	b. MASS	a. LONG TERM AVERAGE VALUE		b. NO. OF ANALYSES
			(1) CONCENTRATION	(2) MASS	(1) CONCENTRATION	(2) MASS	(1) CONCENTRATION	(2) MASS				(1) CONCENTRATION	(2) MASS	
g. Nitrogen, Total Organic (as N)	X		0.991	3.457	(P)				1	mg/L	lbs	NA	NA	NA
h. Oil and Grease		X	<1.49	<5.198	(E)				1	mg/L	lbs	NA	NA	NA
i. Phosphorus (as P), Total (7723-14-0)	X		3.12	10.884	(P)				1	mg/L	lbs	NA	NA	NA
j. Radioactivity														
(1) Alpha, Total	X		<1.16		(O)				1	pCi/L	NA	NA	NA	NA
(2) Beta, Total	X		13.2	NA					1	pCi/L	NA	NA	NA	NA
(3) Radium, Total		X	<0.487	NA					1	pCi/L	NA	NA	NA	NA
(4) Radium 226, Total		X	<0.31	NA					1	pCi/L	NA	NA	NA	NA
k. Sulfate (as SO ₄) (14808-79-8)	X		19.3	67.326					1	mg/L	lbs	NA	NA	NA
l. Sulfide (as S)		X	<0.033	<0.1151					1	mg/L	lbs	NA	NA	NA
m. Sulfite (as SO ₃) (14265-45-3)	X		0	0	(P)				1	mg/L	lbs	NA	NA	NA
n. Surfactants	X		0.0389	0.1357	(D)				1	mg/L	lbs	NA	NA	NA
o. Aluminum, Total (7429-90-5)	X		21.7	0.0757	(D)				1	ug/L	lbs	NA	NA	NA
p. Barium, Total (7440-39-3)	X		21.8	0.0760	(I)				1	ug/L	lbs	NA	NA	NA
q. Boron, Total (7440-42-8)	X		51.9	0.1810	(I)				1	ug/L	lbs	NA	NA	NA
r. Cobalt, Total (7440-48-4)	X		<0.3	<0.0010	(G, O)				1	ug/L	lbs	NA	NA	NA
s. Iron, Total (7439-89-6)	X		49.7	0.1734	(D)				1	ug/L	lbs	NA	NA	NA
t. Magnesium, Total (7439-95-4)	X		6570	22.92					1	ug/L	lbs	NA	NA	NA
u. Molybdenum, Total (7439-98-7)	X		1.85	0.0065	(I)				1	ug/L	lbs	NA	NA	NA
v. Manganese, Total (7439-96-5)	X		31.8	0.1109					1	ug/L	lbs	NA	NA	NA
w. Tin, Total (7440-31-5)		X	<1	<0.0035	(E)				1	ug/L	lbs	NA	NA	NA
x. Titanium, Total (7440-32-6)	X		<2	<0.0070	(E, O)				1	ug/L	lbs	NA	NA	NA

EPA I.D. NUMBER (copy from Item 1 of Form 1)	OUTFALL NUMBER
NM0890010515	13S

CONTINUED FROM PAGE 3 OF FORM 2-C

PART C - If you are a primary industry and this outfall contains process wastewater, refer to Table 2c-2 in the instructions to determine which of the GC/MS fractions you must test for. Mark "X" in column 2-a for all such GC/MS fractions that apply to your industry and for ALL toxic metals, cyanides, and total phenols. If you are not required to mark column 2-a (secondary industries, nonprocess wastewater outfalls, and nonrequired GC/MS fractions), mark "X" in column 2-b for each pollutant you know or have reason to believe is present. Mark "X" in column 2-c for each pollutant you believe is absent. If you mark column 2a for any pollutant, you must provide the results of at least one analysis for that pollutant. If you mark column 2b for any pollutant, you must provide the results of at least one analysis for that pollutant if you know or have reason to believe it will be discharged in concentrations of 10 ppb or greater. If you mark column 2b for acrolein, acrylonitrile, 2,4 dinitrophenol, or 2-methyl-4, 6 dinitrophenol, you must provide the results of at least one analysis for each of these pollutants which you know or have reason to believe that you discharge in concentrations of 100 ppb or greater. Otherwise, for pollutants for which you mark column 2b, you must either submit at least one analysis or briefly describe the reasons the pollutant is expected to be discharged. Note that there are 7 pages to this part; please review each carefully. Complete one table (all 7 pages) for each outfall. See instructions for additional details and requirements.

1. POLLUTANT AND CAS NUMBER (if available)	2. MARK "X"			3. EFFLUENT						4. UNITS		5. INTAKE (optional)			
	a. TESTING REQUIRED	b. BELIEVED PRESENT	c. BELIEVED ABSENT	a. MAXIMUM DAILY VALUE		b. MAXIMUM 30 DAY VALUE (if available)		c. LONG TERM AVRG. VALUE (if available)		d. NO. OF ANALYSES	a. CONCENTRATION	b. MASS	a. LONG TERM AVERAGE VALUE		b. NO. OF ANALYSES
				(1) CONCENTRATION	(2) MASS	(1) CONCENTRATION	(2) MASS	(1) CONCENTRATION	(2) MASS				(1) CONCENTRATION	(2) MASS	
METALS, CYANIDE, AND TOTAL PHENOLS															
1M. Antimony, Total (7440-36-0)			X	<1	<4e-03	(G)				1	ug/L	lbs	NA	NA	NA
2M. Arsenic, Total (7440-38-2)		X		3	0.0105	(D)				1	ug/L	lbs	NA	NA	NA
3M. Beryllium, Total (7440-41-7)			X	<0.2	<7e-04	(G)				1	ug/L	lbs	NA	NA	NA
4M. Cadmium, Total (7440-43-9)			X	<0.3	<1e-03	(G)				1	ug/L	lbs	NA	NA	NA
5M. Chromium, Total (7440-47-3)		X		<3	<0.011	(G, O)				1	ug/L	lbs	NA	NA	NA
6M. Copper, Total (7440-50-8)		X		1.2	4e-03					1	ug/L	lbs	NA	NA	NA
7M. Lead, Total (7439-92-1)			X	<0.5	<2e-03	(G)				1	ug/L	lbs	NA	NA	NA
8M. Mercury, Total (7439-97-6)		X		<0.067	<2e-04	(H, O)				1	ug/L	lbs	NA	NA	NA
9M. Nickel, Total (7440-02-0)		X		<0.6	<2e-03	(H, O)				1	ug/L	lbs	NA	NA	NA
10M. Selenium, Total (7782-49-2)		X		<2	<7e-03	(G, O)				1	ug/L	lbs	NA	NA	NA
11M. Silver, Total (7440-22-4)			X	<0.3	<1e-03	(G)				1	ug/L	lbs	NA	NA	NA
12M. Thallium, Total (7440-28-0)			X	<0.6	<2e-03	(H)				1	ug/L	lbs	NA	NA	NA
13M. Zinc, Total (7440-66-6)		X		48.5	0.1692					1	ug/L	lbs	NA	NA	NA
14M. Cyanide, Total (57-12-5)			X	<1.67	<6e-03	(G)				1	ug/L	lbs	NA	NA	NA
15M. Phenols, Total		X		2.21	0.0077	(D, P)				1	ug/L	lbs	NA	NA	NA
DIOXIN															
2,3,7,8-Tetra-chlorodibenzo-P-Dioxin (1784-01-6)			X	DESCRIBE RESULTS Analytical Result = <11.3 pg/L (lower than the MDL) however, the MDL used is greater than EPA MDL of 10 pg/L.											

CONTINUED FROM THE FRONT

1. POLLUTANT AND GAS NUMBER (if available)	2. MARK "X"			3. EFFLUENT								4. UNITS		5. INTAKE (optional)		
	a. TESTING REQUIRED	b. BELIEVED PRESENT	c. BELIEVED ABSENT	a. MAXIMUM DAILY VALUE		b. MAXIMUM 30 DAY VALUE (if available)		c. LONG TERM AVRG. VALUE (if available)		d. NO. OF ANALYSES	a. CONCEN- TRATION	b. MASS	a. LONG TERM AVERAGE VALUE		b. NO. OF ANALYSES	
				(1) CONCENTRATION	(2) MASS	(1) CONCENTRATION	(2) MASS	(1) CONCENTRATION	(2) MASS				(1) CONCENTRATION	(2) MASS		
	GC/MS FRACTION – VOLATILE COMPOUNDS															
1V. Accrolein (107-02-8)			X	<1.67	<6e-03	(G)				1	ug/L	lbs	NA	NA	NA	
2V. Acrylonitrile (107-13-1)			X	<1.67	<6e-03	(G)				1	ug/L	lbs	NA	NA	NA	
3V. Benzene (71-43-2)		X		0.68	2e-03	(D, P)				1	ug/L	lbs	NA	NA	NA	
4V. Bis (Chloro- methyl) Ether (542-88-1)						(J)										
5V. Bromoform (75-25-2)		X		4.46	2e-02	(I)				1	ug/L	lbs	NA	NA	NA	
6V. Carbon Tetrachloride (56-23-5)			X	<0.333	<1e-03	(G)				1	ug/L	lbs	NA	NA	NA	
7V. Chlorobenzene (108-90-7)			X	<0.333	<1e-03	(G)				1	ug/L	lbs	NA	NA	NA	
8V. Chlorodi- bromomethane (124-48-1)		X		25.2	9e-02	(I)				1	ug/L	lbs	NA	NA	NA	
9V. Chloroethane (75-00-3)			X	<0.333	<1e-03	(E)				1	ug/L	lbs	NA	NA	NA	
10V. 2-Chloro- ethylvinyl Ether (110-75-8)			X	<1.67	<0.006	(E)				1	ug/L	lbs	NA	NA	NA	
11V. Chloroform (67-66-3)		X		20.2	7e-02	(P)				1	ug/L	lbs	NA	NA	NA	
12V. Dichloro- bromomethane (75-27-4)		X		32.6	1e-01					1	ug/L	lbs	NA	NA	NA	
13V. Dichloro- difluoromethane (75-71-8)						(J)										
14V. 1,1-Dichloro- ethane (75-34-3)			X	<0.333	<1e-03	(E)				1	ug/L	lbs	NA	NA	NA	
15V. 1,2-Dichloro- ethane (107-06-2)			X	<0.333	<1e-03	(G)				1	ug/L	lbs	NA	NA	NA	
16V. 1,1-Dichloro- ethylene (75-35-4)			X	<0.333	<1e-03	(G)				1	ug/L	lbs	NA	NA	NA	
17V. 1,2-Dichloro- propane (78-87-5)			X	<0.333	<1e-03	(G)				1	ug/L	lbs	NA	NA	NA	
18V. 1,3-Dichloro- propylene (542-75-6)			X	<0.333	<1e-03	(G, M)				1	ug/L	lbs	NA	NA	NA	
19V. Ethylbenzene (100-41-4)		X		<0.333	<1e-03	(G, P)				1	ug/L	lbs	NA	NA	NA	
20V. Methyl Bromide (74-83-9)			X	<0.337	<1e-03	(G)				1	ug/L	lbs	NA	NA	NA	
21V. Methyl Chloride (74-87-3)			X	<0.333	<1e-03	(E)				1	ug/L	lbs	NA	NA	NA	

1. POLLUTANT AND CAS NUMBER <i>(if available)</i>	2. MARK "X"			3. EFFLUENT						4. UNITS		5. INTAKE <i>(optional)</i>			
	a. TESTING REQUIRED	b. BELIEVED PRESENT	c. BELIEVED ABSENT	a. MAXIMUM DAILY VALUE		b. MAXIMUM 30 DAY VALUE <i>(if available)</i>		c. LONG TERM AVRG. VALUE <i>(if available)</i>		d. NO. OF ANALYSES	a. CONCENTRATION	b. MASS	a. LONG TERM AVERAGE VALUE		b. NO. OF ANALYSES
				(1) CONCENTRATION	(2) MASS	(1) CONCENTRATION	(2) MASS	(1) CONCENTRATION	(2) MASS				(1) CONCENTRATION	(2) MASS	
GC/MS FRACTION – VOLATILE COMPOUNDS <i>(continued)</i>															
22V. Methylene Chloride (75-09-2)			X	<1.67	<6e-03	(G)				1	ug/L	lbs	NA	NA	NA
23V. 1,1,2,2-Tetrachloroethane (79-34-5)			X	<0.333	<1e-03	(G)				1	ug/L	lbs	NA	NA	NA
24V. Tetrachloroethylene (127-18-4)			X	<0.333	<1e-03	(G)				1	ug/L	lbs	NA	NA	NA
25V. Toluene (108-88-3)		X		<0.333	<1e-03	(G, P)				1	ug/L	lbs	NA	NA	NA
26V. 1,2-Trans-Dichloroethylene (156-60-5)			X	<0.333	<1e-03	(G)				1	ug/L	lbs	NA	NA	NA
27V. 1,1,1-Trichloroethane (71-55-6)			X	<0.333	<1e-03	(G)				1	ug/L	lbs	NA	NA	NA
28V. 1,1,2-Trichloroethane (79-00-5)			X	<0.333	<1e-03	(E)				1	ug/L	lbs	NA	NA	NA
29V. Trichloroethylene (79-01-6)			X	<0.333	<1e-03	(G)				1	ug/L	lbs	NA	NA	NA
30V. Trichlorofluoromethane (75-69-4)						(J)									
31V. Vinyl Chloride (75-01-4)			X	<0.333	<1e-03	(G)				1	ug/L	lbs	NA	NA	NA
GC/MS FRACTION – ACID COMPOUNDS															
1A. 2-Chlorophenol (95-57-8)			X	<3.00	<1e-02	(G)				1	ug/L	lbs	NA	NA	NA
2A. 2,4-Dichlorophenol (120-83-2)			X	<3.00	<1e-02	(G)				1	ug/L	lbs	NA	NA	NA
3A. 2,4-Dimethylphenol (105-67-9)			X	<3.00	<1e-02	(G)				1	ug/L	lbs	NA	NA	NA
4A. 4,6-Dinitro-O-Cresol (534-52-1)			X	<3.00	<1e-02	(G)				1	ug/L	lbs	NA	NA	NA
5A. 2,4-Dinitrophenol (51-28-5)			X	<5.00	<2e-02	(G)				1	ug/L	lbs	NA	NA	NA
6A. 2-Nitrophenol (88-75-5)			X	<3.00	<1e-02	(E)				1	ug/L	lbs	NA	NA	NA
7A. 4-Nitrophenol (100-02-7)			X	<3.00	<1e-02	(E)				1	ug/L	lbs	NA	NA	NA
8A. P-Chloro-M-Cresol (59-50-7)			X	<3.00	<1e-02	(E)				1	ug/L	lbs	NA	NA	NA
9A. Pentachlorophenol (87-86-5)			X	<3.00	<1e-02	(G)				1	ug/L	lbs	NA	NA	NA
10A. Phenol (108-95-2)			X	<3.00	<1e-02	(G)				1	ug/L	lbs	NA	NA	NA
11A. 2,4,6-Trichlorophenol (88-05-2)			X	<3.00	<1e-02	(G)				1	ug/L	lbs	NA	NA	NA

CONTINUED FROM THE FRONT

1. POLLUTANT AND CAS NUMBER (if available)	2. MARK "X"			3. EFFLUENT						4. UNITS		5. INTAKE (optional)			
	a. TESTING REQUIRED	b. BELIEVED PRESENT	c. BELIEVED ABSENT	a. MAXIMUM DAILY VALUE		b. MAXIMUM 30 DAY VALUE (if available)		c. LONG TERM AVRG. VALUE (if available)		d. NO. OF ANALYSES	a. CONCEN- TRATION	b. MASS	a. LONG TERM AVERAGE VALUE		b. NO. OF ANALYSES
				(1) CONCENTRATION	(2) MASS	(1) CONCENTRATION	(2) MASS	(1) CONCENTRATION	(2) MASS				(1) CONCENTRATION	(2) MASS	
	GC/MS FRACTION - BASE/NEUTRAL COMPOUNDS														
1B. Acenaphthene (83-32-9)			X	<0.3	<1e-03	(G)				1	ug/L	lbs	NA	NA	NA
2B. Acenaphthylene (208-96-8)			X	<0.3	<1e-03	(E)				1	ug/L	lbs	NA	NA	NA
3B. Anthracene (120-12-7)			X	<0.3	<1e-03	(G)				1	ug/L	lbs	NA	NA	NA
4B. Benzidine (92-87-5)			X	<3.9	<1e-02	(G)				1	ug/L	lbs	NA	NA	NA
5B. Benzo (a) Anthracene (56-55-3)			X	<0.3	<1e-03	(G)				1	ug/L	lbs	NA	NA	NA
6B. Benzo (a) Pyrene (50-32-8)			X	<0.3	<1e-03	(G)				1	ug/L	lbs	NA	NA	NA
7B. 3,4-Benzo-fluoranthene (205-99-2)			X	<0.3	<1e-03	(G)				1	ug/L	lbs	NA	NA	NA
8B. Benzo (ghi) Perylene (191-24-2)			X	<0.3	<1e-03	(E)				1	ug/L	lbs	NA	NA	NA
9B. Benzo (k) Fluoranthene (207-08-9)			X	<0.3	<1e-03	(G)				1	ug/L	lbs	NA	NA	NA
10B. Bis (2-Chloro-ethoxy) Methane (111-91-1)			X	<3.0	<1e-02	(E)				1	ug/L	lbs	NA	NA	NA
11B. Bis (2-Chloro-ethyl) Ether (111-44-4)			X	<3.0	<1e-02	(G)				1	ug/L	lbs	NA	NA	NA
12B. Bis (2-Chloroisopropyl) Ether (102-80-1)			X	<1.67	<0.006	(G)				1	ug/L	lbs	NA	NA	NA
13B. Bis (2-Ethyl-hexyl) Phthalate (117-81-7)		X		6.54	2e-02	(I)				1	ug/L	lbs	NA	NA	NA
14B. 4-Bromophenyl Phenyl Ether (101-55-3)			X	<3.0	<1e-02	(E)				1	ug/L	lbs	NA	NA	NA
15B. Butyl Benzyl Phthalate (85-68-7)			X	<0.3	<1e-03	(G)				1	ug/L	lbs	NA	NA	NA
16B. 2-Chloro-naphthalene (91-58-7)			X	<0.41	1E-03	(G)				1	ug/L	lbs	NA	NA	NA
17B. 4-Chloro-phenyl Phenyl Ether (7005-72-3)			X	<3.0	<1e-02	(E)				1	ug/L	lbs	NA	NA	NA
18B. Chrysene (218-01-9)			X	<0.3	<1e-03	(G)				1	ug/L	lbs	NA	NA	NA
19B. Dibenzo (a,h) Anthracene (53-70-3)			X	<0.3	<1e-03	(G)				1	ug/L	lbs	NA	NA	NA
20B. 1,2-Dichloro-benzene (95-50-1)			X	<0.333	<1e-03	(G)				1	ug/L	lbs	NA	NA	NA
21B. 1,3-Di-chloro-benzene (541-73-1)			X	<0.333	<1e-03	(G)				1	ug/L	lbs	NA	NA	NA

1. POLLUTANT AND CAS NUMBER (if available)	2. MARK "X"			3. EFFLUENT						4. UNITS		5. INTAKE (optional)			
	a. TESTING REQUIRED	b. BELIEVED PRESENT	c. BELIEVED ABSENT	a. MAXIMUM DAILY VALUE		b. MAXIMUM 30 DAY VALUE (if available)		c. LONG TERM AVRG. VALUE (if available)		d. NO. OF ANALYSES	a. CONCENTRATION	b. MASS	a. LONG TERM AVERAGE VALUE		b. NO. OF ANALYSES
				(1) CONCENTRATION	(2) MASS	(1) CONCENTRATION	(2) MASS	(1) CONCENTRATION	(2) MASS				(1) CONCENTRATION	(2) MASS	
	GC/MS FRACTION - BASE/NEUTRAL COMPOUNDS (continued)														
22B. 1,4-Dichlorobenzene (106-46-7)			X	<0.333	<1e-03	(G)				1	ug/L	lbs	NA	NA	NA
23B. 3,3-Dichlorobenzidine (91-94-1)			X	<3.0	<1e-02	(G)				1	ug/L	lbs	NA	NA	NA
24B. Diethyl Phthalate (84-66-2)			X	<0.3	<1e-03	(G)				1	ug/L	lbs	NA	NA	NA
25B. Dimethyl Phthalate (131-11-3)			X	<0.3	<1e-03	(G)				1	ug/L	lbs	NA	NA	NA
26B. Di-N-Butyl Phthalate (84-74-2)			X	<0.3	<1e-03	(G)				1	ug/L	lbs	NA	NA	NA
27B. 2,4-Dinitrotoluene (121-14-2)			X	<3.0	<1e-02	(G)				1	ug/L	lbs	NA	NA	NA
28B. 2,6-Dinitrotoluene (606-20-2)			X	<3.0	<1e-02	(E)				1	ug/L	lbs	NA	NA	NA
29B. Di-N-Octyl Phthalate (117-84-0)			X	<0.3	<1e-03	(E)				1	ug/L	lbs	NA	NA	NA
30B. 1,2-Diphenylhydrazine (as Azobenzene) (122-66-7)			X	<3.0	<1e-02	(G)				1	ug/L	lbs	NA	NA	NA
31B. Fluoranthene (206-44-0)			X	<0.3	<1e-03	(G)				1	ug/L	lbs	NA	NA	NA
32B. Fluorene (86-73-7)			X	<0.3	<1e-03	(G)				1	ug/L	lbs	NA	NA	NA
33B. Hexachlorobenzene (118-74-1)			X	<3.0	<1e-02	(G)				1	ug/L	lbs	NA	NA	NA
34B. Hexachlorobutadiene (87-68-3)			X	<3.0	<1e-02	(G)				1	ug/L	lbs	NA	NA	NA
35B. Hexachlorocyclopentadiene (77-47-4)			X	<3.0	<1e-02	(G)				1	ug/L	lbs	NA	NA	NA
36B. Hexachloroethane (67-72-1)			X	<3.0	<1e-02	(G)				1	ug/L	lbs	NA	NA	NA
37B. Indeno (1,2,3-cd) Pyrene (193-39-5)			X	<0.3	<1e-03	(G)				1	ug/L	lbs	NA	NA	NA
38B. Isophorone (78-59-1)			X	<3.5	<1e-02	(G)				1	ug/L	lbs	NA	NA	NA
39B. Naphthalene (91-20-3)			X	<0.3	<1e-03	(E)				1	ug/L	lbs	NA	NA	NA
40B. Nitrobenzene (98-95-3)			X	<3.0	<1e-02	(G)				1	ug/L	lbs	NA	NA	NA
41B. N-Nitrosodimethylamine (62-75-9)			X	<3.0	<1e-02	(G)				1	ug/L	lbs	NA	NA	NA
42B. N-Nitrosodi-N-Propylamine (621-64-7)			X	<3.0	<1e-02	(G)				1	ug/L	lbs	NA	NA	NA

CONTINUED FROM THE FRONT

1. POLLUTANT AND CAS NUMBER (if available)	2. MARK "X"			3. EFFLUENT						4. UNITS		5. INTAKE (optional)			
	a. TESTING REQUIRED	b. BELIEVED PRESENT	c. BELIEVED ABSENT	a. MAXIMUM DAILY VALUE		b. MAXIMUM 30 DAY VALUE (if available)		c. LONG TERM AVRG. VALUE (if available)		d. NO. OF ANALYSES	a. CONCENTRATION	b. MASS	a. LONG TERM AVERAGE VALUE		b. NO. OF ANALYSES
				(1) CONCENTRATION	(2) MASS	(1) CONCENTRATION	(2) MASS	(1) CONCENTRATION	(2) MASS				(1) CONCENTRATION	(2) MASS	
	GC/MS FRACTION - BASE/NEUTRAL COMPOUNDS (continued)														
43B. N-Nitrosodiphenylamine (86-30-6)			X	<3.0	<1e-02	(N)				1	ug/L	lbs	NA	NA	NA
44B. Phenanthrene (85-01-8)			X	<0.3	<1e-03	(E)				1	ug/L	lbs	NA	NA	NA
45B. Pyrene (129-00-0)			X	<0.3	<1e-03	(G)				1	ug/L	lbs	NA	NA	NA
46B. 1,2,4-Trichlorobenzene (120-82-1)			X	<3.0	<1e-02	(G)				1	ug/L	lbs	NA	NA	NA
GC/MS FRACTION - PESTICIDES															
1P. Aldrin (309-00-2)			X	<0.007	<2e-05	(G)				1	ug/L	lbs	NA	NA	NA
2P. α-BHC (319-84-6)			X	<0.007	<2e-05	(G)				1	ug/L	lbs	NA	NA	NA
3P. β-BHC (319-85-7)			X	<0.007	<2e-05	(G)				1	ug/L	lbs	NA	NA	NA
4P. γ-BHC (58-89-9)			X	<0.007	<2e-05	(G)				1	ug/L	lbs	NA	NA	NA
5P. δ-BHC (319-86-8)		X		0.0558	2e-04					1	ug/L	lbs	NA	NA	NA
6P. Chlordane (57-74-9)			X	<0.081	<3e-04	(G)				1	ug/L	lbs	NA	NA	NA
7P. 4,4'-DDT (50-29-3)			X	<0.011	<4e-05	(G)				1	ug/L	lbs	NA	NA	NA
8P. 4,4'-DDE (72-55-9)			X	<0.011	<4e-05	(G)				1	ug/L	lbs	NA	NA	NA
9P. 4,4'-DDD (72-54-8)			X	<0.011	<4e-05	(G)				1	ug/L	lbs	NA	NA	NA
10P. Dieldrin (60-57-1)			X	<0.011	<4e-05	(G)				1	ug/L	lbs	NA	NA	NA
11P. α-Endosulfan (115-29-7)			X	<0.007	<2e-05	(G)				1	ug/L	lbs	NA	NA	NA
12P. β-Endosulfan (115-29-7)			X	<0.011	<4e-05	(G)				1	ug/L	lbs	NA	NA	NA
13P. Endosulfan Sulfate (1031-07-8)			X	<0.011	<4e-05	(G)				1	ug/L	lbs	NA	NA	NA
14P. Endrin (72-20-8)			X	<0.011	<4e-05	(G)				1	ug/L	lbs	NA	NA	NA
15P. Endrin Aldehyde (7421-93-4)			X	<0.007	<2e-05	(G)				1	ug/L	lbs	NA	NA	NA
16P. Heptachlor (76-44-8)			X	<0.007	<2e-05	(G)				1	ug/L	lbs	NA	NA	NA

EPA I.D. NUMBER (copy from Item 1 of Form 1)	OUTFALL NUMBER
NM0890010515	13S

CONTINUED FROM PAGE V-8

1. POLLUTANT AND CAS NUMBER (if available)	2. MARK "X"			3. EFFLUENT						4. UNITS		5. INTAKE (optional)			
	a. TESTING REQUIRED	b. BELIEVED PRESENT	c. BELIEVED ABSENT	a. MAXIMUM DAILY VALUE		b. MAXIMUM 30 DAY VALUE (if available)		c. LONG TERM AVRG. VALUE (if available)		d. NO. OF ANALYSES	a. CONCENTRATION	b. MASS	a. LONG TERM AVERAGE VALUE		b. NO. OF ANALYSES
				(1) CONCENTRATION	(2) MASS	(1) CONCENTRATION	(2) MASS	(1) CONCENTRATION	(2) MASS				(1) CONCENTRATION	(2) MASS	
	GC/MS FRACTION – PESTICIDES (continued)														
17P. Heptachlor Epoxide (1024-57-3)			X	<0.007	<2e-05	(G)				1	ug/L	lbs	NA	NA	NA
18P. PCB-1242 (53469-21-9)		X		<0.0333	<1e-04	(G, K, P)				1	ug/L	lbs	NA	NA	NA
19P. PCB-1254 (11097-69-1)		X		<0.0333	<1e-04	(G, K, P)				1	ug/L	lbs	NA	NA	NA
20P. PCB-1221 (11104-28-2)		X		<0.0333	<1e-04	(G, K, P)				1	ug/L	lbs	NA	NA	NA
21P. PCB-1232 (11141-16-5)		X		<0.0333	<1e-04	(G, K, P)				1	ug/L	lbs	NA	NA	NA
22P. PCB-1248 (12672-29-6)		X		<0.0333	<1e-04	(G, K, P)				1	ug/L	lbs	NA	NA	NA
23P. PCB-1260 (11096-82-5)		X		<0.0333	<1e-04	(G, K, P)				1	ug/L	lbs	NA	NA	NA
24P. PCB-1016 (12674-11-2)		X		<0.0333	<1e-04	(G, K, P)				1	ug/L	lbs	NA	NA	NA
25P. Toxaphene (8001-35-2)			X	<0.16	<6e-04	(G)				1	ug/L	lbs	NA	NA	NA

2019 NPDES Permit Reapplication - Footnotes for the Form 2C OUTFALL - 13S

A	Calculated using data collected between October 2017 and September 2018.
B	The temperatures provided are based upon historical data provided in the 2004 NPDES Permit Application.
C	The pH range and total residual chlorine are based upon field data collected in September 2018.
D	Value provided was estimated by the analytical laboratory.
E	The analytical result provided is less than the Method Detection Limit (MDL) and there is not an approved EPA Region 6 Method Quantification Limit (MQL). The value provided is the MDL.
F	Preparation or preservation holding time was exceeded and the value provided has been estimated by the laboratory.
G	The analytical result provided is less than the MDL and the EPA Region 6 approved MQL. The value provided is the MDL.
H	The analytical result provided is less than the MDL, however, the MDL used was greater than the EPA Region 6 approved MQL. The value provided is the MDL.
I	The analytical result provided is greater than the MDL but is below the EPA Region 6 MQL.
J	The EPA has remanded this parameter. See 40 CFR Part 122, Appendix D.
K	Results were obtained using the EPA Aroclor Method 608.3. PCBs are believed to be present in low concentrations based upon Waste Stream Profiles for wastewater treated at SWWS and sampling data collected by operations.
L	The E. Coli result is provided as an indicator for Fecal Coliform.
M	Result is for cis- and trans-1,3 dichloropropylene.
N	The result provided is for diphenylamine due to similar mass spectra and decomposition of N-nitrosodiphenylamine in the gas chromatograph injection port to nitric oxide and diphenylamine (thus it is measured as diphenylamine).
O	The analytical data collected for the 2019 permit application indicates that the pollutant was not detected in the discharge to the outfall. The pollutant is marked as "believed present" because it was either detected or marked as "believed present" in the previous permit application submitted in 2012.
P	Identified as a potential pollutant from one of the sources discharging to the outfall.

EPA I.D. NUMBER (copy from Item 1 of Form 1)

NM0890010515

Form Approved.
OMB No. 2040-0086.
Approval expires 3-31-98.

Please print or type in the unshaded areas only.

FORM 2C NPDES		U.S. ENVIRONMENTAL PROTECTION AGENCY APPLICATION FOR PERMIT TO DISCHARGE WASTEWATER EXISTING MANUFACTURING, COMMERCIAL, MINING AND SILVICULTURE OPERATIONS <i>Consolidated Permits Program</i>
------------------------------	---	--

I. OUTFALL LOCATION

For each outfall, list the latitude and longitude of its location to the nearest 15 seconds and the name of the receiving water.

A. OUTFALL NUMBER <i>(list)</i>	B. LATITUDE			C. LONGITUDE			D. RECEIVING WATER <i>(name)</i>
	1. DEG.	2. MIN.	3. SEC.	1. DEG.	2. MIN.	3. SEC.	
051	35.00	51.00	54.00	106.00	17.00	54.00	Effluent Canyon, Tributary in Mortandad Canyon, Water Quality Segment 20.6.4.128 NMAC

II. FLOWS, SOURCES OF POLLUTION, AND TREATMENT TECHNOLOGIES

A. Attach a line drawing showing the water flow through the facility. Indicate sources of intake water, operations contributing wastewater to the effluent, and treatment units labeled to correspond to the more detailed descriptions in Item B. Construct a water balance on the line drawing by showing average flows between intakes, operations, treatment units, and outfalls. If a water balance cannot be determined (e.g., for certain mining activities), provide a pictorial description of the nature and amount of any sources of water and any collection or treatment measures.

B. For each outfall, provide a description of: (1) All operations contributing wastewater to the effluent, including process wastewater, sanitary wastewater, cooling water, and storm water runoff; (2) The average flow contributed by each operation; and (3) The treatment received by the wastewater. Continue on additional sheets if necessary.

1. OUTFALL NO. <i>(list)</i>	2. OPERATION(S) CONTRIBUTING FLOW		3. TREATMENT	
	a. OPERATION <i>(list)</i>	b. AVERAGE FLOW <i>(include units)</i>	a. DESCRIPTION	b. LIST CODES FROM TABLE 2C-1
051	Radioactive Liquid Waste Treatment	20,000 GPD (Batch)	Evaporation	1 F
	Facility (RLWTF) Treated Effluent		Mixing	1 O
	- Treated Process Water	(18,400 GPD, 92%)	Reverse Osmosis (Hyperfiltration)	1 S
	- Treated Cooling Water	(200 GPD, 1%)	Sedimentation (Settling)	1 U
	- Treated Storm Water	(1,400 GPD, 7%)	Chemical Precipitation	2 C
			Ion Exchange	2 J
			Neutralization	2 K
			Landfill	5 Q
			Pressure Filtration	5 R
			Vacuum Filtration	5 U

OFFICIAL USE ONLY (effluent guidelines sub-categories)

C. Except for storm runoff, leaks, or spills, are any of the discharges described in Items II-A or B intermittent or seasonal?
 YES (complete the following table) NO (go to Section III)

1. OUTFALL NUMBER (list)	2. OPERATION(s) CONTRIBUTING FLOW (list)	3. FREQUENCY		4. FLOW				C. DURATION (in days)
		a. DAYS PER WEEK (specify average)	b. MONTHS PER YEAR (specify average)	a. FLOW RATE (in mgd)		B. TOTAL VOLUME (specify with units)		
				1. LONG TERM AVERAGE	2. MAXIMUM DAILY	1. LONG TERM AVERAGE	2. MAXIMUM DAILY	
051	Radioactive Liquid Waste Treatment Facility (RLWTF) Treated Effluent	4	12	0.02 MGD	0.04 MGD	20,000 GALLONS	39,840 GALLONS	208

III. PRODUCTION

A. Does an effluent guideline limitation promulgated by EPA under Section 304 of the Clean Water Act apply to your facility?
 YES (complete Item III-B) NO (go to Section IV)

B. Are the limitations in the applicable effluent guideline expressed in terms of production (or other measure of operation)?
 YES (complete Item III-C) NO (go to Section IV)

C. If you answered "yes" to Item III-B, list the quantity which represents an actual measurement of your level of production, expressed in the terms and units used in the applicable effluent guideline, and indicate the affected outfalls.

1. AVERAGE DAILY PRODUCTION			2. AFFECTED OUTFALLS (list outfall numbers)
a. QUANTITY PER DAY	b. UNITS OF MEASURE	c. OPERATION, PRODUCT, MATERIAL, ETC. (specify)	
NA	NA	NA	NA

IV. IMPROVEMENTS

A. Are you now required by any Federal, State or local authority to meet any implementation schedule for the construction, upgrading or operations of wastewater treatment equipment or practices or any other environmental programs which may affect the discharges described in this application? This includes, but is not limited to, permit conditions, administrative or enforcement orders, enforcement compliance schedule letters, stipulations, court orders, and grant or loan conditions.
 YES (complete the following table) NO (go to Item IV-B)

1. IDENTIFICATION OF CONDITION, AGREEMENT, ETC.	2. AFFECTED OUTFALLS		3. BRIEF DESCRIPTION OF PROJECT	4. FINAL COMPLIANCE DATE	
	a. NO.	b. SOURCE OF DISCHARGE		a. REQUIRED	b. PROJECTED
NA	NA	NA	NA	NA	NA

B. OPTIONAL: You may attach additional sheets describing any additional water pollution control programs (or other environmental projects which may affect your discharges) you now have underway or which you plan. Indicate whether each program is now underway or planned, and indicate your actual or planned schedules for construction.

MARK "X" IF DESCRIPTION OF ADDITIONAL CONTROL PROGRAMS IS ATTACHED

EPA I.D. NUMBER (copy from Item 1 of Form 1)
NM0890010515

CONTINUED FROM PAGE 2

V. INTAKE AND EFFLUENT CHARACTERISTICS

A, B, & C: See instructions before proceeding – Complete one set of tables for each outfall – Annotate the outfall number in the space provided.
NOTE: Tables V-A, V-B, and V-C are included on separate sheets numbered V-1 through V-9.

D. Use the space below to list any of the pollutants listed in Table 2c-3 of the instructions, which you know or have reason to believe is discharged or may be discharged from any outfall. For every pollutant you list, briefly describe the reasons you believe it to be present and report any analytical data in your possession.

1. POLLUTANT	2. SOURCE	1. POLLUTANT	2. SOURCE
Carbon Disulfide Cresol Strontium Uranium Vanadium Xylene Zirconium	Identified on a Waste Stream Profile associated with the influent treated at the RLW Treatment Facility		

VI. POTENTIAL DISCHARGES NOT COVERED BY ANALYSIS

Is any pollutant listed in Item V-C a substance or a component of a substance which you currently use or manufacture as an intermediate or final product or byproduct?
 YES (list all such pollutants below) NO (go to Item VI-B)

CONTINUED FROM THE FRONT

VII. BIOLOGICAL TOXICITY TESTING DATA

Do you have any knowledge or reason to believe that any biological test for acute or chronic toxicity has been made on any of your discharges or on a receiving water in relation to your discharge within the last 3 years?

YES (identify the test(s) and describe their purposes below)

NO (go to Section VIII)

Whole Effluent Lethality 48-hr acute, Critical dilution 100% with a dilution series of 32%, 42%, 56%, 75%, and 100%.

Daphnia pulex, 3-hr composite

RESULTS for Sample Collected September 24, 2018: NOEC = 100%, PASS

VIII. CONTRACT ANALYSIS INFORMATION

Were any of the analyses reported in Item V performed by a contract laboratory or consulting firm?

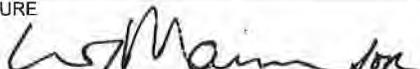
YES (list the name, address, and telephone number of, and pollutants analyzed by, each such laboratory or firm below)

NO (go to Section IX)

A. NAME	B. ADDRESS	C. TELEPHONE (area code & no.)	D. POLLUTANTS ANALYZED (list)
GEL Laboratories LLC	2040 Savage Road, Charleston SC 29407	(843) 556-8171	VOC, SVOC, Pesticides, Metals, Radiochemistry, General Chemistry, BOD, TSS
Cape Fear Analytical LLC	3306 Kitty Hawk Road, Suite 120, Wilmington NC 28405	(910) 795-0421	Dioxins and Furans
New Mexico Water Testing Laboratory Inc.	401 North Coronado Ave, Espanola, NM 87532	(505) 929-4545	E-Coli
Pacific EcoRisk	2250 Cordelia Rd., Fairfield CA 94534	(707) 207-7760	Whole Effluent Toxicity

IX. CERTIFICATION

I certify under penalty of law that this document and all attachments were prepared under my direction or supervision in accordance with a system designed to assure that qualified personnel properly gather and evaluate the information submitted. Based on my inquiry of the person or persons who manage the system or those persons directly responsible for gathering the information, the information submitted is, to the best of my knowledge and belief, true, accurate, and complete. I am aware that there are significant penalties for submitting false information, including the possibility of fine and imprisonment for knowing violations.

A. NAME & OFFICIAL TITLE (type or print) Michael W. Hazen, Associate Laboratory Director ESHQSS	B. PHONE NO. (area code & no.) (505) 667-4218
C. SIGNATURE 	D. DATE SIGNED 3-20-19

CONTINUED FROM THE FRONT

VII. BIOLOGICAL TOXICITY TESTING DATA

Do you have any knowledge or reason to believe that any biological test for acute or chronic toxicity has been made on any of your discharges or on a receiving water in relation to your discharge within the last 3 years?

YES (identify the test(s) and describe their purposes below)

NO (go to Section VIII)

EXTRA PAGE FOR SIGNATURE ONLY

VIII. CONTRACT ANALYSIS INFORMATION

Were any of the analyses reported in Item V performed by a contract laboratory or consulting firm?


YES (list the name, address, and telephone number of, and pollutants analyzed by, each such laboratory or firm below)

NO (go to Section IX)

A. NAME	B. ADDRESS	C. TELEPHONE (area code & no.)	D. POLLUTANTS ANALYZED (list)

IX. CERTIFICATION

I certify under penalty of law that this document and all attachments were prepared under my direction or supervision in accordance with a system designed to assure that qualified personnel properly gather and evaluate the information submitted. Based on my inquiry of the person or persons who manage the system or those persons directly responsible for gathering the information, the information submitted is, to the best of my knowledge and belief, true, accurate, and complete. I am aware that there are significant penalties for submitting false information, including the possibility of fine and imprisonment for knowing violations.

A. NAME & OFFICIAL TITLE (type or print) William S. Goodrum, Manager Los Alamos Field Office	B. PHONE NO. (area code & no.) (505) 667-5105
C. SIGNATURE 	D. DATE SIGNED 3-25-19

PLEASE PRINT OR TYPE IN THE UNSHADED AREAS ONLY. You may report some or all of this information on separate sheets (use the same format) instead of completing these pages. SEE INSTRUCTIONS.

EPA I.D. NUMBER (copy from Item 1 of Form 1)

NM0890010515

V. INTAKE AND EFFLUENT CHARACTERISTICS (continued from page 3 of Form 2-C)	OUTFALL NO. 051
--	--------------------

PART A – You must provide the results of at least one analysis for every pollutant in this table. Complete one table for each outfall. See instructions for additional details.												
1. POLLUTANT	2. EFFLUENT						d. NO. OF ANALYSES	3. UNITS <i>(specify if blank)</i>		4. INTAKE <i>(optional)</i>		
	a. MAXIMUM DAILY VALUE		b. MAXIMUM 30 DAY VALUE <i>(if available)</i>		c. LONG TERM AVRG. VALUE <i>(if available)</i>			a. CONCENTRATION	b. MASS	a. LONG TERM AVERAGE VALUE		b. NO. OF ANALYSES
	(1) CONCENTRATION	(2) MASS	(1) CONCENTRATION	(2) MASS	(1) CONCENTRATION	(2) MASS				(1) CONCENTRATION	(2) MASS	
a. Biochemical Oxygen Demand (BOD)	10.2	3.39					1	mg/L	lbs	NA	NA	NA
b. Chemical Oxygen Demand (COD)	19	6.32	(D)				1	mg/L	lbs	NA	NA	NA
c. Total Organic Carbon (TOC)	<0.66	<0.219	(E)				1	mg/L	lbs	NA	NA	NA
d. Total Suspended Solids (TSS)	<0.57	<0.19	(E)				1	mg/L	lbs	NA	NA	NA
e. Ammonia (as N)	0.393	0.131	(O)				1	mg/L	lbs	NA	NA	NA
f. Flow	VALUE 0.0398 (A)		VALUE 0.02 (A)		VALUE 0.02 (A)		est.	MGD	NA	VALUE NA		NA
g. Temperature (winter)	VALUE 24.0 (B)		VALUE NA		VALUE NA		est.	°C		VALUE NA		NA
h. Temperature (summer)	VALUE 20.0 (B)		VALUE NA		VALUE NA		est.	°C		VALUE NA		NA
i. pH	MINIMUM 6.1 (C)	MAXIMUM 8.9 (C)	MINIMUM NA	MAXIMUM NA			est.	STANDARD UNITS				

PART B – Mark "X" in column 2-a for each pollutant you know or have reason to believe is present. Mark "X" in column 2-b for each pollutant you believe to be absent. If you mark column 2a for any pollutant which is limited either directly, or indirectly but expressly, in an effluent limitations guideline, you must provide the results of at least one analysis for that pollutant. For other pollutants for which you mark column 2a, you must provide quantitative data or an explanation of their presence in your discharge. Complete one table for each outfall. See the instructions for additional details and requirements.

1. POLLUTANT AND CAS NO. <i>(if available)</i>	2. MARK "X"		3. EFFLUENT						d. NO. OF ANALYSES	4. UNITS		5. INTAKE <i>(optional)</i>		
	a. BELIEVED PRESENT	b. BELIEVED ABSENT	a. MAXIMUM DAILY VALUE		b. MAXIMUM 30 DAY VALUE <i>(if available)</i>		c. LONG TERM AVRG. VALUE <i>(if available)</i>			a. CONCENTRATION	b. MASS	a. LONG TERM AVERAGE VALUE		b. NO. OF ANALYSES
			(1) CONCENTRATION	(2) MASS	(1) CONCENTRATION	(2) MASS	(1) CONCENTRATION	(2) MASS				(1) CONCENTRATION	(2) MASS	
a. Bromide (24959-67-9)	X		0.0717	2.4e-02	(D)				1	mg/L	lbs	NA	NA	NA
b. Chlorine, Total Residual	X		0.4	1.3e-01	(I, O)				1	mg/L	lbs	NA	NA	NA
c. Color	X		5	NA	(F)					PCU	NA	NA	NA	NA
d. Fecal Coliform		X	<1	NA	(E, K)				1	#/100mL	NA	NA	NA	NA
e. Fluoride (16984-48-8)	X		0.201	6.7e-02	(O)				1	mg/L	lbs	NA	NA	NA
f. Nitrate-Nitrite (as N)	X		5.3	1.76	(O)				1	mg/L	lbs	NA	NA	NA

1. POLLUTANT AND CAS NO. (if available)	2. MARK "X"		3. EFFLUENT						4. UNITS		5. INTAKE (optional)			
	a. BELIEVED PRESENT	b. BELIEVED ABSENT	a. MAXIMUM DAILY VALUE		b. MAXIMUM 30 DAY VALUE (if available)		c. LONG TERM AVRG. VALUE (if available)		d. NO. OF ANALYSES	a. CONCENTRATION	b. MASS	a. LONG TERM AVERAGE VALUE		b. NO. OF ANALYSES
			(1) CONCENTRATION	(2) MASS	(1) CONCENTRATION	(2) MASS	(1) CONCENTRATION	(2) MASS				(1) CONCENTRATION	(2) MASS	
g. Nitrogen, Total Organic (as N)	X		0.787	2.6e-01					1	mg/L	lbs	NA	NA	NA
h. Oil and Grease	X		<1.54	<0.512	(E, N)				1	mg/L	lbs	NA	NA	NA
i. Phosphorus (as P), Total (7723-14-0)	X		0.0692	2.3e-02					1	mg/L	lbs	NA	NA	Na
j. Radioactivity														
(1) Alpha, Total	X		61.4	NA					1	pCi/L	NA	NA	NA	NA
(2) Beta, Total	X		9.72	NA					1	pCi/L	NA	NA	NA	NA
(3) Radium, Total	X		2.05	NA					1	pCi/L	NA	NA	NA	NA
(4) Radium 226, Total	X		1.25	NA					1	pCi/L	NA	NA	NA	NA
k. Sulfate (as SO ₄) (14808-79-8)	X		51.0	17.0	(O)				1	mg/L	lbs	NA	NA	NA
l. Sulfide (as S)		X	<0.033	<1e-02	(E)				1	mg/L	lbs	NA	NA	NA
m. Sulfite (as SO ₃) (14265-45-3)	X		0.9	0.299	(O)				1	mg/L	lbs	NA	NA	NA
n. Surfactants	X		<0.017	<6e-03	(F, E, N)					mg/L	lbs	NA	NA	NA
o. Aluminum, Total (7429-90-5)		X	<19.3	<6e-03	(H)				1	ug/L	lbs	NA	NA	NA
p. Barium, Total (7440-39-3)	X		2.54	8.5e-04	(I)				1	ug/L	lbs	NA	NA	NA
q. Boron, Total (7440-42-8)	X		56.6	1.88e-2	(I)				1	ug/L	lbs	NA	NA	NA
r. Cobalt, Total (7440-48-4)	X		0.343	1.1e-04	(D, I)				1	ug/L	lbs	NA	NA	NA
s. Iron, Total (7439-89-6)	X		49.3	1.6e-02	(D, O)				1	ug/L	lbs	NA	NA	NA
t. Magnesium, Total (7439-95-4)	X		1660	5.5e-01					1	ug/L	lbs	NA	NA	NA
u. Molybdenum, Total (7439-98-7)	X		4.43	1.5e-03	(I)				1	ug/L	lbs	NA	NA	NA
v. Manganese, Total (7439-96-5)	X		38.1	1.3e-02					1	ug/L	lbs	NA	NA	NA
w. Tin, Total (7440-31-5)	X		16.1	5.4e-03					1	ug/L	lbs	NA	NA	NA
x. Titanium, Total (7440-32-6)		X	<2.0	<7e-04	(E)				1	ug/L	lbs	NA	NA	NA

EPA I.D. NUMBER (copy from Item 1 of Form 1)	OUTFALL NUMBER
NM0890010515	051

CONTINUED FROM PAGE 3 OF FORM 2-C

PART C - If you are a primary industry and this outfall contains process wastewater, refer to Table 2c-2 in the instructions to determine which of the GC/MS fractions you must test for. Mark "X" in column 2-a for all such GC/MS fractions that apply to your industry and for ALL toxic metals, cyanides, and total phenols. If you are not required to mark column 2-a (secondary industries, nonprocess wastewater outfalls, and nonrequired GC/MS fractions), mark "X" in column 2-b for each pollutant you know or have reason to believe is present. Mark "X" in column 2-c for each pollutant you believe is absent. If you mark column 2a for any pollutant, you must provide the results of at least one analysis for that pollutant. If you mark column 2b for any pollutant, you must provide the results of at least one analysis for that pollutant if you know or have reason to believe it will be discharged in concentrations of 10 ppb or greater. If you mark column 2b for acrolein, acrylonitrile, 2,4 dinitrophenol, or 2-methyl-4, 6 dinitrophenol, you must provide the results of at least one analysis for each of these pollutants which you know or have reason to believe that you discharge in concentrations of 100 ppb or greater. Otherwise, for pollutants for which you mark column 2b, you must either submit at least one analysis or briefly describe the reasons the pollutant is expected to be discharged. Note that there are 7 pages to this part; please review each carefully. Complete one table (all 7 pages) for each outfall. See instructions for additional details and requirements.

1. POLLUTANT AND CAS NUMBER (if available)	2. MARK "X"			3. EFFLUENT						4. UNITS		5. INTAKE (optional)			
	a. TESTING REQUIRED	b. BELIEVED PRESENT	c. BELIEVED ABSENT	a. MAXIMUM DAILY VALUE		b. MAXIMUM 30 DAY VALUE (if available)		c. LONG TERM AVRG. VALUE (if available)		d. NO. OF ANALYSES	a. CONCENTRATION	b. MASS	a. LONG TERM AVERAGE VALUE		b. NO. OF ANALYSES
				(1) CONCENTRATION	(2) MASS	(1) CONCENTRATION	(2) MASS	(1) CONCENTRATION	(2) MASS				(1) CONCENTRATION	(2) MASS	
METALS, CYANIDE, AND TOTAL PHENOLS															
1M. Antimony, Total (7440-36-0)			X	<1.0	<3e-04	(G)				1	ug/L	lbs	NA	NA	NA
2M. Arsenic, Total (7440-38-2)			X	<2.0	<7e-04	(H)				1	ug/L	lbs	NA	NA	NA
3M. Beryllium, Total (7440-41-7)			X	<0.2	<7e-05	(G,O)				1	ug/L	lbs	NA	NA	NA
4M. Cadmium, Total (7440-43-9)			X	<0.3	<1e-04	(G)				1	ug/L	lbs	NA	NA	NA
5M. Chromium, Total (7440-47-3)			X	<3	<1e-03	(G)				1	ug/L	lbs	NA	NA	NA
6M. Copper, Total (7440-50-8)		X		7.35	2e-03					1	ug/L	lbs	NA	NA	NA
7M. Lead, Total (7439-92-1)			X	<0.5	<2e-04	(G,O)				1	ug/L	lbs	NA	NA	NA
8M. Mercury, Total (7439-97-6)			X	<0.067	<2e-05	(H)				1	ug/L	lbs	NA	NA	NA
9M. Nickel, Total (7440-02-0)		X		12.2	4e-03					1	ug/L	lbs	NA	NA	NA
10M. Selenium, Total (7782-49-2)			X	<2	<7e-04	(G)				1	ug/L	lbs	NA	NA	NA
11M. Silver, Total (7440-22-4)			X	<0.3	<1e-04	(G,O)				1	ug/L	lbs	NA	NA	NA
12M. Thallium, Total (7440-28-0)			X	<0.6	<2e-04	(H)				1	ug/L	lbs	NA	NA	NA
13M. Zinc, Total (7440-66-6)		X		3.83	1e-03	(D, I, O)				1	ug/L	lbs	NA	NA	NA
14M. Cyanide, Total (57-12-5)			X	<1.67	<6e-04	(G)				1	ug/L	lbs	NA	NA	NA
15M. Phenols, Total		X		2.54	9e-04	(D)				1	ug/L	lbs	NA	NA	NA
DIOXIN															
2,3,7,8-Tetra-chlorodibenzo-P-Dioxin (1764-01-5)			X	DESCRIBE RESULTS Analytical result is <11.4 ug/L (less than the MDL). However the MDL used is greater than the EPA MQL of 10ug/L.											

CONTINUED FROM THE FRONT

1. POLLUTANT AND CAS NUMBER (if available)	2. MARK "X"			3. EFFLUENT						4. UNITS		5. INTAKE (optional)			
	a. TESTING REQUIRED	b. BELIEVED PRESENT	c. BELIEVED ABSENT	a. MAXIMUM DAILY VALUE		b. MAXIMUM 30 DAY VALUE (if available)		c. LONG TERM AVRG. VALUE (if available)		d. NO. OF ANALYSES	a. CONCEN- TRATION	b. MASS	a. LONG TERM AVERAGE VALUE		b. NO. OF ANALYSES
				(1) CONCENTRATION	(2) MASS	(1) CONCENTRATION	(2) MASS	(1) CONCENTRATION	(2) MASS				(1) CONCENTRATION	(2) MASS	
GC/MS FRACTION - VOLATILE COMPOUNDS															
1V. Accrolein (107-02-8)			X	<1.67	<6e-04	(G,O)				1	ug/L	lbs	NA	NA	NA
2V. Acrylonitrile (107-13-1)			X	<1.67	<6e-04	(G,O)				1	ug/L	lbs	NA	NA	NA
3V. Benzene (71-43-2)		X		<0.333	<1e-04	(G,N,O)				1	ug/L	lbs	NA	NA	NA
4V. Bis (Chloro- methyl) Ether (542-88-1)						(J)									
5V. Bromoform (75-25-2)		X		1.02	3e-04	(I)				1	ug/L	lbs	NA	NA	NA
6V. Carbon Tetrachloride (56-23-5)			X	<0.333	<1e-04	(G,O)				1	ug/L	lbs	NA	NA	NA
7V. Chlorobenzene (108-90-7)			X	<0.333	<1e-04	(G,O)				1	ug/L	lbs	NA	NA	NA
8V. Chlorodi- bromomethane (124-48-1)		X		1.02	3e-04	(I)				1	ug/L	lbs	NA	NA	NA
9V. Chloroethane (75-00-3)			X	<0.333	<1e-04	(E)				1	ug/L	lbs	NA	NA	NA
10V. 2-Chloro- ethylvinyl Ether (110-75-8)			X	<1.67	<6e-04	(E)				1	ug/L	lbs	NA	NA	NA
11V. Chloroform (67-66-3)		X		1.5	5e-04	(O)				1	ug/L	lbs	NA	NA	NA
12V. Dichloro- bromomethane (75-27-4)		X		0.41	1e-04	(D)				1	ug/L	lbs	NA	NA	NA
13V. Dichloro- difluoromethane (75-71-8)						(J)									
14V. 1,1-Dichloro- ethane (75-34-3)			X	<0.333	<1e-04	(E)				1	ug/L	lbs	NA	NA	NA
15V. 1,2-Dichloro- ethane (107-06-2)			X	<0.333	<1e-04	(G)				1	ug/L	lbs	NA	NA	NA
16V. 1,1-Dichloro- ethylene (75-35-4)			X	<0.333	<1e-04	(G)				1	ug/L	lbs	NA	NA	NA
17V. 1,2-Dichloro- propane (78-87-5)			X	<0.333	<1e-04	(G,O)				1	ug/L	lbs	NA	NA	NA
18V. 1,3-Dichloro- propylene (542-75-6)			X	<0.333	<1e-04	(G,L,O)				1	ug/L	lbs	NA	NA	NA
19V. Ethylbenzene (100-41-4)			X	<0.333	<1e-04	(G,O)				1	ug/L	lbs	NA	NA	NA
20V. Methyl Bromide (74-83-9)			X	<0.337	<1e-04	(G)				1	ug/L	lbs	NA	NA	NA
21V. Methyl Chloride (74-87-3)			X	<0.333	<1e-04	(E)				1	ug/L	lbs	NA	NA	NA

1. POLLUTANT AND CAS NUMBER (if available)	2. MARK "X"			3. EFFLUENT						4. UNITS		5. INTAKE (optional)			
	a. TESTING REQUIRED	b. BELIEVED PRESENT	c. BELIEVED ABSENT	a. MAXIMUM DAILY VALUE		b. MAXIMUM 30 DAY VALUE (if available)		c. LONG TERM AVRG. VALUE (if available)		d. NO. OF ANALYSES	a. CONCENTRATION	b. MASS	a. LONG TERM AVERAGE VALUE		b. NO. OF ANALYSES
				(1) CONCENTRATION	(2) MASS	(1) CONCENTRATION	(2) MASS	(1) CONCENTRATION	(2) MASS				(1) CONCENTRATION	(2) MASS	
GC/MS FRACTION – VOLATILE COMPOUNDS (continued)															
22V. Methylene Chloride (75-09-2)			X	<1.67	<6e-04	(G)				1	ug/L	lbs	NA	NA	NA
23V. 1,1,2,2-Tetrachloroethane (79-34-5)			X	<0.333	<1e-04	(G)				1	ug/L	lbs	NA	NA	NA
24V. Tetrachloroethylene (127-18-4)			X	<0.333	<1e-04	(G)				1	ug/L	lbs	NA	NA	NA
25V. Toluene (108-88-3)			X	<0.333	<1e-04	(G,O)				1	ug/L	lbs	NA	NA	NA
26V. 1,2-Trans-Dichloroethylene (156-60-5)			X	<0.333	<1e-04	(G)				1	ug/L	lbs	NA	NA	NA
27V. 1,1,1-Trichloroethane (71-55-6)			X	<0.333	<1e-04	(G)				1	ug/L	lbs	NA	NA	NA
28V. 1,1,2-Trichloroethane (79-00-5)			X	<0.333	<1e-04	(E)				1	ug/L	lbs	NA	NA	NA
29V. Trichloroethylene (79-01-6)			X	<0.333	<1e-04	(G,O)				1	ug/L	lbs	NA	NA	NA
30V. Trichlorofluoromethane (75-69-4)						(J)									
31V. Vinyl Chloride (75-01-4)			X	<0.333	<1e-04	(G)				1	ug/L	lbs	NA	NA	NA
GC/MS FRACTION – ACID COMPOUNDS															
1A. 2-Chlorophenol (95-67-8)			X	<3.00	<1e-03	(G)				1	ug/L	lbs	NA	NA	NA
2A. 2,4-Dichlorophenol (120-83-2)			X	<3.00	<1e-03	(G)				1	ug/L	lbs	NA	NA	NA
3A. 2,4-Dimethylphenol (105-67-9)			X	<3.00	<1e-03	(G)				1	ug/L	lbs	NA	NA	NA
4A. 4,6-Dinitro-O-Cresol (534-52-1)			X	<3.00	<1e-03	(G)				1	ug/L	lbs	NA	NA	NA
5A. 2,4-Dinitrophenol (51-28-5)			X	<5.00	<2e-03	(G)				1	ug/L	lbs	NA	NA	NA
6A. 2-Nitrophenol (88-75-5)			X	<3.00	<1e-03	(E)				1	ug/L	lbs	NA	NA	NA
7A. 4-Nitrophenol (100-02-7)			X	<3.00	<1e-03	(E)				1	ug/L	lbs	NA	NA	NA
8A. P-Chloro-M-Cresol (59-50-7)			X	<3.00	<1e-03	(E)				1	ug/L	lbs	NA	NA	NA
9A. Pentachlorophenol (87-86-5)			X	<3.00	<1e-03	(G,O)				1	ug/L	lbs	NA	NA	NA
10A. Phenol (108-95-2)			X	<3.00	<1e-03	(G)				1	ug/L	lbs	NA	NA	NA
11A. 2,4,6-Trichlorophenol (88-05-2)			X	<3.00	<1e-03	(G)				1	ug/L	lbs	NA	NA	NA

CONTINUED FROM THE FRONT

1. POLLUTANT AND CAS NUMBER (if available)	2. MARK "X"			3. EFFLUENT						4. UNITS		5. INTAKE (optional)			
	a. TESTING REQUIRED	b. BELIEVED PRESENT	c. BELIEVED ABSENT	a. MAXIMUM DAILY VALUE		b. MAXIMUM 30 DAY VALUE (if available)		c. LONG TERM AVRG. VALUE (if available)		d. NO. OF ANALYSES	a. CONCEN-TRATION	b. MASS	a. LONG TERM AVERAGE VALUE		b. NO. OF ANALYSES
				(1) CONCENTRATION	(2) MASS	(1) CONCENTRATION	(2) MASS	(1) CONCENTRATION	(2) MASS				(1) CONCENTRATION	(2) MASS	
GC/MS FRACTION - BASE/NEUTRAL COMPOUNDS															
1B. Acenaphthene (83-32-9)			X	<0.30	<1e-04	(G)				1	ug/L	lbs	NA	NA	NA
2B. Acenaphthylene (208-96-8)			X	<0.30	<1e-04	(E)				1	ug/L	lbs	NA	NA	NA
3B. Anthracene (120-12-7)			X	<0.30	<1e-04	(G)				1	ug/L	lbs	NA	NA	NA
4B. Benzidine (92-87-5)			X	<3.90	<1e-03	(G)				1	ug/L	lbs	NA	NA	NA
5B. Benzo (a) Anthracene (56-55-3)			X	<0.30	<1e-04	(G)				1	ug/L	lbs	NA	NA	NA
6B. Benzo (a) Pyrene (50-32-8)			X	<0.30	<1e-04	(G)				1	ug/L	lbs	NA	NA	NA
7B. 3,4-Benzo-fluoranthene (205-99-2)			X	<0.30	<1e-04	(G)				1	ug/L	lbs	NA	NA	NA
8B. Benzo (ghi) Perylene (191-24-2)			X	<0.30	<1e-04	(E)				1	ug/L	lbs	NA	NA	NA
9B. Benzo (k) Fluoranthene (207-08-9)			X	<0.30	<1e-04	(G)				1	ug/L	lbs	NA	NA	NA
10B. Bis (2-Chloro-ethoxy) Methane (111-91-1)			X	<3.00	<1e-03	(E)				1	ug/L	lbs	NA	NA	NA
11B. Bis (2-Chloro-ethyl) Ether (111-44-4)			X	<3.00	<1e-03	(G)				1	ug/L	lbs	NA	NA	NA
12B. Bis (2-Chloroisopropyl) Ether (102-80-1)			X	<1.67	<6e-04	(G)				1	ug/L	lbs	NA	NA	NA
13B. Bis (2-Ethyl-hexyl) Phthalate (117-81-7)			X	<0.30	<1e-04	(G)				1	ug/L	lbs	NA	NA	NA
14B. 4-Bromophenyl Phenyl Ether (101-55-3)			X	<3.00	<1e-03	(E)				1	ug/L	lbs	NA	NA	NA
15B. Butyl Benzyl Phthalate (85-68-7)			X	<0.30	<1e-04	(G)				1	ug/L	lbs	NA	NA	NA
16B. 2-Chloro-naphthalene (91-58-7)			X	<0.410	<1e-4	(G)				1	ug/L	lbs	NA	NA	NA
17B. 4-Chloro-phenyl Phenyl Ether (7005-72-3)			X	<3.00	<1e-03	(E)				1	ug/L	lbs	NA	NA	NA
18B. Chrysene (218-01-9)			X	<0.30	<1e-04	(G)				1	ug/L	lbs	NA	NA	NA
19B. Dibenzo (a,h) Anthracene (53-70-3)			X	<0.30	<1e-04	(G)				1	ug/L	lbs	NA	NA	NA
20B. 1,2-Dichloro-benzene (95-50-1)			X	<0.333	<1e-04	(G, O)				1	ug/L	lbs	NA	NA	NA
21B. 1,3-Di-chloro-benzene (541-73-1)			X	<0.333	<1e-04	(G, O)				1	ug/L	lbs	NA	NA	NA

1. POLLUTANT AND CAS NUMBER (if available)	2. MARK "X"			3. EFFLUENT						4. UNITS		5. INTAKE (optional)			
	a. TESTING REQUIRED	b. BELIEVED PRESENT	c. BELIEVED ABSENT	a. MAXIMUM DAILY VALUE		b. MAXIMUM 30 DAY VALUE (if available)		c. LONG TERM AVRG. VALUE (if available)		d. NO. OF ANALYSES	a. CONCENTRATION	b. MASS	a. LONG TERM AVERAGE VALUE		b. NO. OF ANALYSES
				(1) CONCENTRATION	(2) MASS	(1) CONCENTRATION	(2) MASS	(1) CONCENTRATION	(2) MASS				(1) CONCENTRATION	(2) MASS	
GC/MS FRACTION – BASE/NEUTRAL COMPOUNDS (continued)															
22B. 1,4-Dichlorobenzene (106-46-7)			X	<0.333	<1e-04	(G,O)				1	ug/L	lbs	NA	NA	NA
23B. 3,3-Dichlorobenzidine (91-94-1)			X	<3.00	<1e-03	(G,O)				1	ug/L	lbs	NA	NA	NA
24B. Diethyl Phthalate (84-66-2)			X	<0.300	<1e-04	(G)				1	ug/L	lbs	NA	NA	NA
25B. Dimethyl Phthalate (131-11-3)		X		<0.300	<1e-04	(G,N)				1	ug/L	lbs	NA	NA	NA
26B. Di-N-Butyl Phthalate (84-74-2)			X	<0.300	<1e-04	(G)				1	ug/L	lbs	NA	NA	NA
27B. 2,4-Dinitrotoluene (121-14-2)			X	<3.00	<1e-03	(G)				1	ug/L	lbs	NA	NA	NA
28B. 2,6-Dinitrotoluene (606-20-2)			X	<3.00	<1e-03	(E)				1	ug/L	lbs	NA	NA	NA
29B. Di-N-Octyl Phthalate (117-84-0)			X	<0.300	<1e-04	(E)				1	ug/L	lbs	NA	NA	NA
30B. 1,2-Diphenylhydrazine (as Azobenzene) (122-66-7)			X	<3.0	<1e-03	(G)				1	ug/L	lbs	NA	NA	NA
31B. Fluoranthene (206-44-0)			X	<0.300	<1e-04	(G)				1	ug/L	lbs	NA	NA	NA
32B. Fluorene (86-73-7)			X	<0.300	<1e-04	(G)				1	ug/L	lbs	NA	NA	NA
33B. Hexachlorobenzene (118-74-1)			X	<3.00	<1e-03	(G)				1	ug/L	lbs	NA	NA	NA
34B. Hexachlorobutadiene (87-68-3)			X	<3.00	<1e-03	(G)				1	ug/L	lbs	NA	NA	NA
35B. Hexachlorocyclopentadiene (77-47-4)			X	<3.00	<1e-03	(G)				1	ug/L	lbs	NA	NA	NA
36B Hexachloroethane (67-72-1)			X	<3.00	<1e-03	(G)				1	ug/L	lbs	NA	NA	NA
37B. Indeno (1,2,3-cd) Pyrene (193-39-5)			X	<0.300	<1e-04	(G)				1	ug/L	lbs	NA	NA	NA
38B. Isophorone (78-59-1)			X	<3.50	<1e-03	(G)				1	ug/L	lbs	NA	NA	NA
39B. Naphthalene (91-20-3)			X	<0.300	<1e-04	(E,O)				1	ug/L	lbs	NA	NA	NA
40B. Nitrobenzene (98-95-3)			X	<3.00	<1e-03	(G)				1	ug/L	lbs	NA	NA	NA
41B. N-Nitrosodimethylamine (62-75-9)			X	<3.00	<1e-03	(G)				1	ug/L	lbs	NA	NA	NA
42B. N-Nitrosodi-N-Propylamine (621-64-7)			X	<3.00	<1e-03	(G)				1	ug/L	lbs	NA	NA	NA

CONTINUED FROM THE FRONT

1. POLLUTANT AND CAS NUMBER (if available)	2. MARK "X"			3. EFFLUENT						4. UNITS		5. INTAKE (optional)			
	a. TESTING REQUIRED	b. BELIEVED PRESENT	c. BELIEVED ABSENT	a. MAXIMUM DAILY VALUE		b. MAXIMUM 30 DAY VALUE (if available)		c. LONG TERM AVRG. VALUE (if available)		d. NO. OF ANALYSES	a. CONCEN- TRATION	b. MASS	a. LONG TERM AVERAGE VALUE		b. NO. OF ANALYSES
				(1) CONCENTRATION	(2) MASS	(1) CONCENTRATION	(2) MASS	(1) CONCENTRATION	(2) MASS				(1) CONCENTRATION	(2) MASS	
GC/MS FRACTION – BASE/NEUTRAL COMPOUNDS (continued)															
43B. N-Nitro-sodiphenylamine (86-30-6)			X	<3.0	<1e-03	(G, M)				1	ug/L	lbs	NA	NA	NA
44B. Phenanthrene (85-01-8)			X	<0.300	<1e-04	(E)				1	ug/L	lbs	NA	NA	NA
45B. Pyrene (129-00-0)			X	<0.300	<1e-04	(G)				1	ug/L	lbs	NA	NA	NA
46B. 1,2,4-Trichlorobenzene (120-82-1)			X	<3.00	<1e-03	(G)				1	ug/L	lbs	NA	NA	NA
GC/MS FRACTION – PESTICIDES															
1P. Aldrin (309-00-2)			X	<0.00739	<2e-06	(G)				1	ug/L	lbs	NA	NA	NA
2P. α-BHC (319-84-6)			X	<0.00739	<2e-06	(G)				1	ug/L	lbs	NA	NA	NA
3P. β-BHC (319-85-7)			X	<0.00739	<2e-06	(G)				1	ug/L	lbs	NA	NA	NA
4P. γ-BHC (58-89-9)			X	<0.00739	<2e-06	(G)				1	ug/L	lbs	NA	NA	NA
5P. δ-BHC (319-86-8)			X	<0.00739	<2e-06	(E)				1	ug/L	lbs	NA	NA	NA
6P. Chlordane (57-74-9)			X	<0.0850	<3e-05	(G)				1	ug/L	lbs	NA	NA	NA
7P. 4,4'-DDT (50-29-3)			X	<0.01110	<4e-06	(G)				1	ug/L	lbs	NA	NA	NA
8P. 4,4'-DDE (72-55-9)			X	<0.01110	<4e-06	(G)				1	ug/L	lbs	NA	NA	NA
9P. 4,4'-DDD (72-54-8)			X	<0.01110	<4e-06	(G)				1	ug/L	lbs	NA	NA	NA
10P. Dieldrin (60-57-1)			X	<0.01110	<4e-06	(G)				1	ug/L	lbs	NA	NA	NA
11P. α-Endosulfan (115-29-7)			X	<0.00739	<2e-06	(G)				1	ug/L	lbs	NA	NA	NA
12P. β-Endosulfan (115-29-7)			X	<0.01110	<4e-06	(G)				1	ug/L	lbs	NA	NA	NA
13P. Endosulfan Sulfate (1031-07-8)			X	<0.01110	<4e-06	(G)				1	ug/L	lbs	NA	NA	NA
14P. Endrin (72-20-8)			X	<0.01110	<4e-06	(G)				1	ug/L	lbs	NA	NA	NA
15P. Endrin Aldehyde (7421-93-4)			X	<0.00739	<2e-06	(G)				1	ug/L	lbs	NA	NA	NA
16P. Heptachlor (76-44-8)			X	<0.00739	<2e-06	(G)				1	ug/L	lbs	NA	NA	NA

EPA I.D. NUMBER (copy from Item 1 of Form 1)	OUTFALL NUMBER
NM0890010515	051

CONTINUED FROM PAGE V-8

1. POLLUTANT AND CAS NUMBER (if available)	2. MARK "X"			3. EFFLUENT						4. UNITS		5. INTAKE (optional)			
	a. TESTING REQUIRED	b. BELIEVED PRESENT	c. BELIEVED ABSENT	a. MAXIMUM DAILY VALUE		b. MAXIMUM 30 DAY VALUE (if available)		c. LONG TERM AVRG. VALUE (if available)		d. NO. OF ANALYSES	a. CONCEN-TRATION	b. MASS	a. LONG TERM AVERAGE VALUE		b. NO. OF ANALYSES
				(1) CONCENTRATION	(2) MASS	(1) CONCENTRATION	(2) MASS	(1) CONCENTRATION	(2) MASS				(1) CONCENTRATION	(2) MASS	
GC/MS FRACTION – PESTICIDES (continued)															
17P. Heptachlor Epoxide (1024-57-3)			X	<0.00739	<2e-06	(G)				1	ug/L	lbs	NA	NA	NA
18P. PCB-1242 (53469-21-9)			X	<0.0351	<1e-05	(G)				1	ug/L	lbs	NA	NA	NA
19P. PCB-1254 (11097-69-1)			X	<0.0351	<1e-05	(G)				1	ug/L	lbs	NA	NA	NA
20P. PCB-1221 (11104-28-2)			X	<0.0351	<1e-05	(G)				1	ug/L	lbs	NA	NA	NA
21P. PCB-1232 (11141-16-5)			X	<0.0351	<1e-05	(G)				1	ug/L	lbs	NA	NA	NA
22P. PCB-1248 (12672-29-6)			X	<0.0351	<1e-05	(G)				1	ug/L	lbs	NA	NA	NA
23P. PCB-1260 (11096-82-5)			X	<0.0351	<1e-05	(G)				1	ug/L	lbs	NA	NA	NA
24P. PCB-1016 (12674-11-2)			X	<0.0351	<1e-05	(G)				1	ug/L	lbs	NA	NA	NA
25P. Toxaphene (8001-35-2)			X	<0.1670	<6e-05	(G)				1	ug/L	lbs	NA	NA	NA

EPA Form 3510-2C (8-90)

PAGE V-9

2019 NPDES Permit Reapplication - Footnotes for the Form 2C OUTFALL - 051

A	Estimated based upon the size of an effluent tank, the volume of influent received, and the total volume of effluent generated. The facility can discharge a maximum of 1 effluent tank every 4 hours (2 tanks in an 8 hour shift).
B	The temperature range provided was estimated by RLW operations based upon knowledge of process.
C	The pH range provided was estimated by RLW operations based upon knowledge of process.
D	Value provided was estimated by the analytical laboratory.
E	The analytical result provided is less than the Method Detection Limit (MDL) and there is not an approved EPA Region 6 Method Quantification Limit (MQL). The value provided is the MDL.
F	Preparation or preservation holding time was exceeded and the value provided has been estimated by the laboratory.
G	The analytical result provided is less than the MDL and the EPA Region 6 approved MQL. The value provided is the MDL.
H	The analytical result provided is less than the MDL, however, the MDL used was greater than the EPA Region 6 approved MQL. The value provided is the MDL.
I	The analytical result provided is greater than the MDL but is below the EPA Region 6 MQL.
J	The EPA has remanded this parameter. See 40 CFR Part 122, Appendix D.
K	The E. Coli result is provided as an indicator for Fecal Coliform.
L	Result is for cis- and trans-1,3 dichloropropylene.
M	The result provided is for diphenylamine due to similar mass spectra and decomposition of N-nitrosodiphenylamine in the gas chromatograph injection port to nitric oxide and diphenylamine (thus it is measured as diphenylamine).
N	The analytical data collected for the 2019 permit application indicates that the pollutant was not detected in the discharge to the outfall. The pollutant is marked as "believed present" because it was either detected or marked as "believed present" in the previous permit application submitted in 2012.
O	Identified as a potential pollutant from one of the sources discharging to the outfall.

LOS ALAMOS NATIONAL LABORATORY

Industrial and Sanitary Outfalls 2019 NPDES Permit Re-Application Permit No. NM0028355

LA-UR-19-22215
March 2019

For:
Los Alamos National Laboratory
Los Alamos, NM

Submitted By:
U.S. Department of Energy – National Nuclear Security Administration,
Los Alamos Field Office and Triad National Security, LLC

Prepared By:
Los Alamos National Laboratory
Environmental Protection and Compliance Division
Compliance Programs Group

[This page is intentionally blank.]

VOLUME I

Section	Title
Introduction	Los Alamos National Laboratory Industrial and Sanitary Outfalls 2019 NPDES Permit Re-Application
Form 1	U.S. Environmental Protection Agency (EPA) Form 1- "General Information"
Form 2	U.S. Environmental Protection Agency (EPA) Form 2
001	Outfall 001 - Form 2C, Fact Sheet and Attachments
13S	Outfall 13S – Form 2C, Fact Sheet and Attachments
03A027	Outfall 03A027 – Form 2C, Fact Sheet and Attachments
03A048	Outfall 03A048 – Form 2C, Fact Sheet and Attachments
03A113	Outfall 03A113 – Form 2C, Fact Sheet and Attachments
03A160	Outfall 03A160 – Form 2C, Fact Sheet and Attachments
03A181	Outfall 03A181 – Form 2C, Fact Sheet and Attachments
03A199	Outfall 03A199 – Form 2C, Fact Sheet and Attachments
04A022	Outfall 04A022 – Form 2C, Fact Sheet and Attachments
051	Outfall 051 – Form 2C, Fact Sheet and Attachments
05A055	Outfall 05A055 – Form 2C, Fact Sheet and Attachments

VOLUME II

Appendix	Title
A	List of Environmental Permits at the Los Alamos National Laboratory
B	Hazardous Waste Management Facility Maps
C	Map 1 - Los Alamos National Laboratory Technical Area Map
D	Map 2 - Sanitary Sewer and Storm Drain Systems and National Pollutant Discharge Elimination System (NPDES) Outfall Locations
E	Map 3 – Location Map of Water Supply Wells, Monitoring Wells, Springs, and Other Surface Water Bodies
F	Signature Authority Letter
G	Historical and Existing National Pollutant Discharge Elimination System (NPDES) Outfall Status Summary
H	Notice of Changed Conditions and/or Planned Changes (March 2012 – February 2019)
I	LA-UR-18-20700, EP2018-0036, Surface Water Data at Los Alamos National Laboratory, Water Year 2014
J	2017 Drinking Water Quality Data Report
K	Executive Summary of the Los Alamos National Laboratory's National Pollutant Discharge Elimination System (NPDES) Permit Re-Application Implementation Plan
L	Sampling and Analysis Plan for Los Alamos National Laboratory's National Pollutant Discharge Elimination System (NPDES) Permit Re-Application
M	State of New Mexico Classified Stream Segments, 20.6.4 NMAC

[This page is intentionally blank.]

TABLE OF CONTENTS

EXECUTIVE SUMMARY	VII
1.0 NPDES PERMIT RE-APPLICATION	1
1.1 GENERAL FORM 1	1
1.2 FORM 2C	2
2.0 BACKGROUND	2
2.1 LABORATORY ORGANIZATION	2
2.2 LABORATORY RESEARCH ACTIVITIES	2
2.3 NPDES PERMIT NM0028355	3
2.4 NEPA CONSIDERATIONS	4
2.5 OTHER ENVIRONMENTAL PERMITS	5
3.0 ENVIRONMENTAL SETTING	5
3.1 LOCATION	5
3.2 CLIMATE	5
3.3 GEOLOGY	7
3.4 HYDROLOGY	7
3.4.1 <i>Surface Water</i>	7
3.4.2 <i>Groundwater</i>	9
3.5 SOIL CONDITIONS	10
4.0 OUTFALL DESCRIPTIONS AND CLASSIFICATIONS	10
5.0 WASTE ACCEPTANCE, CHARACTERIZATION, AND CERTIFICATION	11
6.0 2019 NPDES RE-APPLICATION PROJECT	12
6.1 OUTFALL SURVEY	12
6.2 OUTFALL EFFLUENT SAMPLING AND ANALYSIS	12
6.3 DOCUMENT CONTROL/RECORDS MANAGEMENT	12
6.4 QUALITY ASSURANCE	12
7.0 REFERENCES	13

LIST OF FIGURES

No.	Title
1	Location of Los Alamos National Laboratory
2	Generalized Cross-Section of the Los Alamos National Laboratory Area
3	Primary Watersheds at Los Alamos National Laboratory
4	Illustration of Geological and Hydrological Relationships on the Pajarito Plateau

LIST OF TABLES

No.	Title
1	Historical Summary of NPDES Permit NM0028355
2	Existing Permitted NPDES Outfalls
3	List of Outfalls Included in the Permit Re-Application Package

ACRONYMS/ABBREVIATIONS

CWA	Clean Water Act
DOE	U.S. Department of Energy
EA	Environmental Assessment
ENV-DO	Environmental Protection Division
EPA	Environmental Protection Agency
EPC-CP	Environmental Protection and Compliance – Compliance Programs
ESHQSS	Environment, Safety, Health & Quality, and Safeguards & Security
°F	Fahrenheit
ft	feet/foot
HEWTF	High Explosives Wastewater Treatment Facility
IPSP	Industrial Point Source Permit
IWD	Integrated Work Document
LANL	Los Alamos National Laboratory
LDCC	Laboratory Data Communications Center
NEPA	National Environmental Policy Act
NMAC	New Mexico Administrative Code
NMED	New Mexico Environment Department
NNSA	National Nuclear Security Administration
NPDES	National Pollutant Discharge Elimination System
QA	quality assurance
RCRA	Resource Conservation and Recovery Act
RLWTF	Radioactive Liquid Waste Treatment Facility
SAP	Sampling and Analysis Plan
SMO	Sample Management Office
SWEIS	Site Wide Environmental Impact Statement
SWWS	Sanitary Waste Water System
TA	Technical Area
WAC	Waste Acceptance Criteria
WCATS	Waste Compliance and Tracking System
WSP	Waste Stream Profile

EXECUTIVE SUMMARY

The Los Alamos National Laboratory (Laboratory) must apply for renewal of the existing Industrial and Sanitary Point-Source National Pollutant Discharge Elimination System (NPDES) Permit No. NM0028355 issued by the U.S. Environmental Protection Agency (EPA) under the requirements specified in the Clean Water Act Section 402 and Code of Federal Regulations, Title 40, Section 122. The existing permit expires on September 30, 2019. The NPDES permit and regulations require the Laboratory to submit a re-application 180 days prior to the expiration of the existing permit, April 4, 2019. The attached document, forms, Appendices, and Attachments constitute the Laboratory's permit reapplication for the following eleven (11) outfalls:

- 001 - Power Plant
- 13S - Sanitary Waste Water System Facility
- 03A027 - Treated Cooling Water
- 03A048 - Treated Cooling Water
- 03A113 - Treated Cooling Water
- 03A160 - Treated Cooling Water
- 03A181 - Treated Cooling Water
- 03A199 - Treated Cooling Water
- 04A022 - Once Through Cooling Water and Roof Drains
- 051 - Radioactive Liquid Waste Treatment Facility Effluent
- 05A055 - High Explosives Wastewater Treatment Facility Effluent

The Laboratory is categorized as an industrial or commercial facility that is renewing an existing NPDES permit with no new outfalls. This categorization requires that the permit reapplication include an EPA Form 1 and EPA Form 2C. This 2019 Permit Re-Application includes a Form 1 that provides general information such as the nature of business, name, mailing address, location, and other existing permits that apply to Laboratory operations. It also includes a Form 2C and fact sheet for each outfall. The Form 2C, fact sheet, and the fact sheet attachments provide detailed information regarding the location of the outfall, sources of influent water, production levels, and the analytical data for potential contaminants in the effluent discharged from the outfall.

[This page is intentionally blank.]

LOS ALAMOS NATIONAL LABORATORY INDUSTRIAL AND SANITARY OUTFALLS 2019 NPDES PERMIT RE-APPLICATION

The current Los Alamos National Laboratory (LANL or Laboratory), National Pollutant Discharge Elimination System (NPDES) Industrial and Sanitary Discharge Permit No. NM0028355 will expire September 30, 2019. The NPDES permit and regulations require the Permittees to submit a re-application to the U.S. Environmental Protection Agency (EPA) 180 days prior to the expiration of the existing permit, April 4, 2019. This document serves as the 2019 NPDES Permit Re-Application package for the renewal of NPDES Permit No. NM0028355 submitted to the EPA by the U.S. Department of Energy (DOE) – National Nuclear Security Administration (NNSA) and the Triad National Security, LLC. The DOE/NNSA and Triad are hereinafter referred to as the “co-permittees or permittees.”

This 2019 NPDES Permit Re-Application package has been prepared and is submitted in accordance with the provisions of the Clean Water Act (CWA) (33 U.S.C. 1251 – 1387) and the NPDES Permit Program requirements provided in 40 CFR 122.21. It is the intent of the package to provide the EPA and permit writer, New Mexico Environment Department, and others with adequate background information concerning each outfall, the surrounding environmental conditions, and associated future activities at the Laboratory to promote review of the technical data and preparation of the permit. The Permittees would like to invite EPA and New Mexico Environment Department (NMED) representatives to visit the Laboratory during the review process to gain firsthand knowledge and understanding of the information provided, identify potential issues, and answer any questions regarding proposed changes to the permitted outfalls and NPDES facilities presented in this re-application package.

Due to the complex nature of the NPDES Permit Re-Application and potential need for supplemental information, the applicant requests that all previous applications, modifications, maps, data, and pertinent correspondence submitted in reference to NPDES Permit No. NM0028355 transmitted to the EPA up to the time the new permit is issued, be considered part of this re-application. The applicant will continue to provide copies of all such information to the EPA Permit Writer as new information becomes available.

1.0 NPDES PERMIT RE-APPLICATION

The 2019 NPDES Permit Re-Application requires that detailed information be provided for each point source outfall. The information required includes the location of each outfall; a detailed description of all sources and processes that contribute to each outfall discharge; the volume and frequency of the discharges; and analytical data for the discharges. The Laboratory is categorized as an industrial or commercial facility that is renewing an existing NPDES permit with no new outfalls. This categorization requires that the permit reapplication include an EPA Form 1 and EPA Form 2C. This application is organized into two volumes. Volume I includes an introduction and a set of alphabetically organized (A through L) appendices that provide the maps required by the Form 1 and other supplemental information to support the application. Volume II provides the Form 1 and an application package that consists of the Form 2C and fact sheet for each individual outfall.

1.1 General Form 1

The Form 1 is used to present general information such as the nature of business, name, mailing address, location, and other existing permits that apply to Laboratory operations. This permit application includes a section that is labeled Form 1 in Volume I. This section provides the completed Form 1 with its associated footnotes and applicable certifications. The following Appendices (located in Volume II) provide details regarding the Laboratory’s existing environmental permits and the maps requested in Form 1 Section X and XI, respectively:

- Appendix A - A list of other environmental permits that are applicable to Laboratory Operations
- Appendix B - Topographic maps of each hazardous waste treatment, storage, and/or disposal unit.
- Appendix C - Topographic map of the LANL technical areas (TA) and Boundaries

- Appendix D - A Topographic map of all springs, rivers, and other surface water bodies
- Appendix E - A Topographic Map of the area extending to at least one mile beyond the property boundaries that shows the outline of the facility and the location of each outfall. Detailed location maps for each intake and discharge structures are provided with each outfall Form 2C and Fact Sheet.

1.2 Form 2C

The Form 2C is used to provide detailed information regarding the location of the outfall, sources of influent water, production levels, and the analytical data for potential contaminants in the effluent discharged from the outfall. The Form 2C for each outfall is provided in Volume I as a section that corresponds to the respective outfall ID number (e.g., 001, 03A048, 051). In addition to the Form 2C, each outfall section includes a fact sheet that is intended to demonstrate compliance with the Form 2C requirements. The fact sheets provide additional detail and the supporting documentation that is requested by form for each outfall. Supporting documentation includes location maps, process schematics, water balances, photographs, a Discharge Monitoring Report Summary, and chemical safety data sheets, as applicable to each outfall. This permit application provides a Form 2C and fact sheet for the following eleven (11) outfalls:

- 001 - Power Plant
- 13S - Sanitary Waste Water System (SWWS) Facility
- 03A027 - Treated Cooling Water
- 03A048 - Treated Cooling Water
- 03A113 - Treated Cooling Water
- 03A160 - Treated Cooling Water
- 03A181 - Treated Cooling Water
- 03A199 - Treated Cooling Water
- 04A022 - Once Through Cooling Water and Roof Drains
- 051 - Radioactive Liquid Waste Treatment Facility (RLWTF) Effluent
- 05A055 - High Explosives Wastewater Treatment Facility (HEWTF) Effluent

2.0 BACKGROUND

2.1 Laboratory Organization

The Laboratory is currently operated by Triad National Security, LLC on behalf of the U.S. Department of Energy (DOE) and thus is a co-permittee of the NPDES Permit. As co-permittee, Triad is responsible for Laboratory site compliance with the regulatory requirements of the NPDES permit and all other environmental permits granted to the Laboratory. The Environment, Safety, Health & Quality, and Safeguards & Security (ESHQSS) Directorate, Environmental Protection and Compliance (EPC-DO) provides environmental protection leadership, service, and support to meet the Laboratory's environmental protection obligations and public assurance needs. The Triad senior management has delegated the authority and responsibility to the Associate Laboratory Director of ESHQSS and/or Division Leader of the EPC-DO to act as the certifying official for environmental compliance permit applications. The Associate Laboratory Director of ESHQSS will be a signatory on the 2019 NPDES Permit Re-Application as designated by the letter provided in Appendix F.

2.2 Laboratory Research Activities

The Laboratory is a complex organization comprised of multiple disciplines and programs that include stockpile stewardship and extensive basic research in physics, chemistry, metallurgy, mathematics, computers, earth sciences, and electronics. Its current mission is to solve national security challenges through scientific excellence. The current goals of the Laboratory are to deliver national nuclear security and broader global security mission solutions and to foster excellence in science and engineering disciplines essential for national

security missions by attracting, inspiring, and developing world-class talent to ensure a vital future workplace and by enabling mission delivery through next-generation facilities, infrastructure, and operational excellence.

2.3 NPDES Permit NM0028355

The Laboratory has had an approved NPDES Permit since 1978. Table 1 summarizes the permit activities associated over the last 41 years. Appendix G provides a list of all historical and existing outfalls.

Table 1
Historical Summary of NPDES Permit NM0028355

Application		NPDES Permit		Outfalls Eliminated and/or Removed
Date	No. Outfalls	Effective Date	No. Outfalls	
Prior to 1990	141	NA	NA	<ul style="list-style-type: none"> 24 outfalls eliminated prior to the effective date of the first permit.
1990	117	9/1/2003	34	<ul style="list-style-type: none"> 83 outfalls were eliminated due to the completion of the Waste Stream Characterization and Corrections Project and the Outfall Reduction Project.
1998	35	2/1/2001	21	<ul style="list-style-type: none"> 14 outfalls were not permitted because the supply wells associated with them were transferred from U.S. Department of Energy to Los Alamos County before the permit was issued. Request made to EPA to delete 4 outfalls (03A024, 03A047, 03A049, and 05A097) in August of 2004 because they were no longer in use.
2004	17	8/1/2007	15	<ul style="list-style-type: none"> 03A158 was not permitted because the TA-21-209 cooling tower was decommissioned and the outfall eliminated before the permit was issued. 03A028 was not permitted because the TA-15-185 and TA-15-202 Phermex facilities were decommissioned before the permit was issued. 03A021 and 03A185 were tied to the Sanitary Waste Water System (SWWS) Plant in 2010 as part of the Outfall Reduction Project. Outfalls 02A129 (TA-21 Steam Plant) and 03A130 (TA-11 cooling tower) no longer discharge to the environment.
2012	11	10/1/2014	11	<ul style="list-style-type: none"> Permitted 11 outfalls.
2015	11	5/1/2015	11	<ul style="list-style-type: none"> Permit Modification to change the maximum and monthly average temperature limits. Revised the designation of outfall 03A022 to a 04A022.

The existing NPDES Industrial and Sanitary Discharge Permit No. NM0028355 became effective on October 1, 2014 with final modifications implemented May 2015 (LA-UR-15-23948). This permit includes 11 outfalls located at seven (7) Technical Areas (TAs) spread out over an approximately 36 square mile area within the Laboratory boundaries (Table 2).

Table 2
Existing Permitted NPDES Outfalls

Outfall Category	Number of Outfalls	Designation
Power Plant (001)	1	001
Sanitary Wastewater System Facility (13S)	1	13S
Radioactive Liquid Waste Treatment Facility (051)	1	051
Treated Cooling Water (03A)	6	03A027
		03A048
		03A113
		03A160
		03A181
		03A199
Non-Contact Cooling Water, Storm Water, and Roof Drain Water (04A)	1	04A022
High Explosive Wastewater Treatment Facility (05A)	1	05A055

The permit requires weekly, monthly, quarterly, yearly, and term sampling to demonstrate compliance with different outfall specific effluent quality limits. The existing permit requires the Permittees to give notice to the EPA of any planned physical alterations or additions that could significantly change the nature or increase the quantity and/or quality of pollutants discharged from any of its permitted outfalls. The existing permit includes 14 Notices of Changed Condition/Planned Change. Appendix H provides a copy of each Notice of Changed Condition/Planned Change that was submitted to the EPA from March 2012 through February 2019.

2.4 NEPA Considerations

A National Environmental Policy Act (NEPA) categorical exclusion for the Waste Stream Corrections Project was issued by DOE in January 1996 and an *Environmental Assessment (EA) for Effluent Reduction* was completed by the LANL in September 1996. This categorical exclusion and EA support the reduction/elimination of the discharges from all of the LANL outfalls except the following:

- Outfall 001, TA-3 Power Plant
- Outfall 05A055, TA-16 HEWTF
- Outfall 13S, TA-46 SWWS
- Outfall 051, TA-50 Radioactive Liquid Waste Treatment Facility
- Outfall 03A199, Laboratory Data Communications Center (LDCC) Cooling Tower

The TA-16 HEWTF (Outfall 05A055) was analyzed under a separate evaluation which provided a NEPA determination that the project was determined to be covered under an existing DOE-approved categorical exclusion for Safety and Environmental Improvements at LANL. The outfall reduction project for RLWTF (Outfall 051) was included as an option in the Final Site-Wide Environmental Impact Statement (SWEIS) for Continued Operation of Los Alamos National Laboratory (DOE 2008a). In September 2008, the National Nuclear Security Administration (NNSA) issued the first Record of Decision for the 2008 SWEIS (DOE 2008b). The NNSA chose to implement the No Action Alternative with the addition of some element of the Expanded Operations Alternative. Final design of a new RLWTF was a part of the Expanded Operations Alternative that were approved to move forward. Mitigation commitments associated with this project are included in the Mitigation Action Plan for the 2008 SWEIS.

In 2008, a Permit Requirements Identification request was submitted for the proposed actions reducing or eliminating discharges from the LDCC Cooling Tower (Outfall 03A199); TA-46 SWWS (13S); and the TA-3 Power Plant (Outfall 001). In August 2010, an EA for the Expansion of the Sanitary Effluent Recycling Facility and Environmental Restoration of Reach S-2 of Sandia Canyon at LANL and associated Finding of No Significant

Impacts was issued by the NNSA. The NNSA determined that by using adaptive management practices in the implementation of specific resource mitigation commitments, the potential for adverse environmental effects from the proposed actions would be minimal.

2.5 Other Environmental Permits

The Laboratory operations are regulated under various state and federal environmental regulations (e.g., Clean Air Act, CWA, etc.) through operating permits. These documents are designed by the regulatory agencies to allow Laboratory operations to be conducted while assuring that the public, air, land, soils, water, and biota are protected. Appendix A provides a detailed list of the environmental permits at LANL includes issuing dates, revision dates, expiration date, and the administering agency.

3.0 ENVIRONMENTAL SETTING

3.1 Location

The Laboratory and the associated residential and commercial areas of Los Alamos and White Rock are located in Los Alamos County, in north-central New Mexico, approximately 60 miles north-northeast of Albuquerque and 25 miles northwest of Santa Fe as shown on Figure 1. The Laboratory currently encompasses about 36 square miles and is situated on the Pajarito Plateau, a series of finger-like mesas and canyons at the eastern edge of the Jemez Mountains, bordered on the east by White Rock Canyon and the Rio Grande. Mesa tops range in elevation from approximately 7,800 feet (ft) on the flanks of the Jemez Mountains to about 6,200 ft at the edge of White Rock Canyon. Most Laboratory and community developments are confined to the mesa tops.

The land surrounding the Laboratory is largely undeveloped and large tracts of land north, west, and south of the Laboratory site are held by the Santa Fe National Forest, the U.S. Bureau of Land Management, Bandelier National Monument, the U.S. General Services Administration, and Los Alamos County. The Pueblo de San Ildefonso borders the Laboratory to the east. Santa Clara Pueblo is north of the Laboratory but does not share a border. The Laboratory is divided into 49 TAs, which are defined areas that may contain building sites, experimental areas, support facilities, roads, and utility rights-of-way (Appendix C).

3.2 Climate

The Los Alamos area has a semiarid mountain climate where more water is lost through evaporation and transpiration than is received as annual precipitation. Annual temperatures and amounts of precipitation vary across the site because of the 1,000-ft elevation change and the complex topography. Four distinct seasons occur in Los Alamos County. Winters are generally mild, with occasional winter storms. Spring is the windiest season. Summer is the rainy season, with frequent afternoon thunderstorms. Fall is typically dry, cool, and calm. Daily temperatures are highly variable. On average, winter temperatures range from 30°F to 50°F during the daytime and from 15 degrees Fahrenheit (°F) to 25°F during the nighttime. The Sangre de Cristo Mountains to the east of the Rio Grande act as a barrier to wintertime arctic air masses, making the occurrence of local subzero temperatures rare. On average, summer temperatures range from 70°F to 88°F during the daytime and from 50°F to 59°F during the night. From 1981 to 2010, the average annual precipitation (which includes both rain and the water equivalent of frozen precipitation) was 19 inches and the average annual snowfall amount was 59 inches. The rainy season begins in early July and ends in early September. Afternoon thunderstorms form as moist air from the Pacific Ocean and the Gulf of Mexico lifts over the Jemez Mountains. Thunderstorms yield short, heavy downpours and an abundance of lightning. Local lightning density, among the highest in the United States, is estimated at 15 strikes per square mile per year.

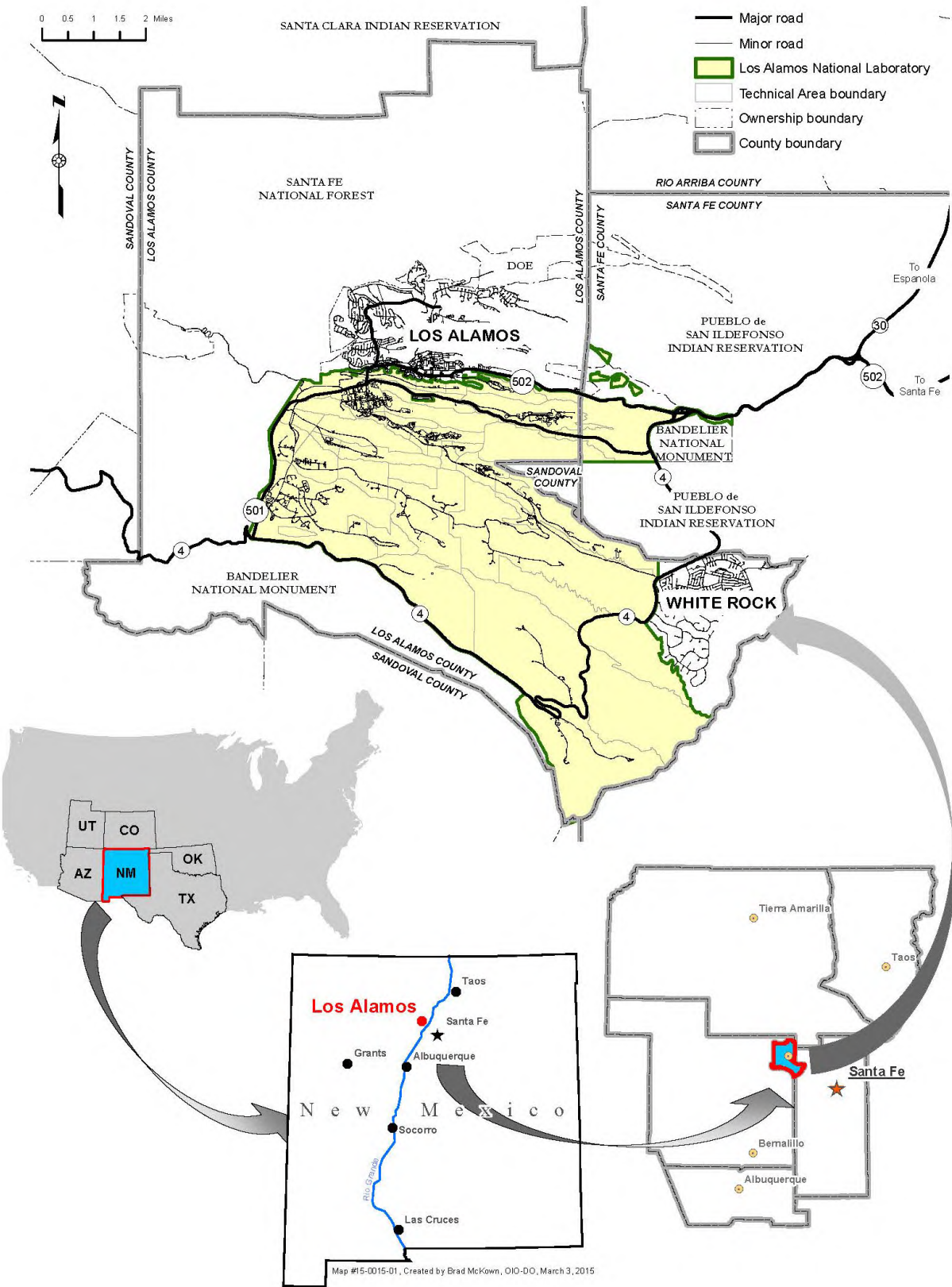


Figure 1 - Location of Los Alamos National Laboratory

3.3 Geology

The Laboratory is located in Northern New Mexico on the Pajarito Plateau (Figure 2). The Pajarito Plateau extends from the Rio Grande in the east to the Sierra de los Valles range of Jemez Mountains in the west. Rocks that compose Bandelier Tuff cap the Pajarito Plateau. The tuff was formed from ash and other volcanic materials that erupted from the Jemez Mountains volcanic center approximately 1.2 to 1.6 million years ago. The tuff is more than 1,000 ft thick in the western part of the plateau and thins to about 260 ft next to the Rio Grande.

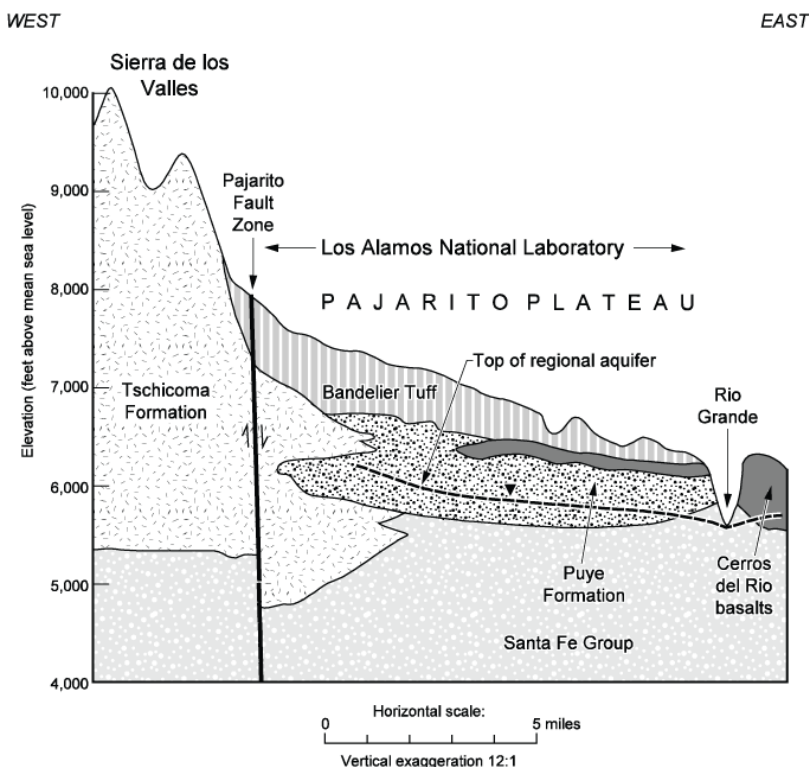


Figure 2 - Generalized Cross-Section of the Los Alamos National Laboratory Area

On the western part of the Pajarito Plateau, the Bandelier Tuff overlaps the Tschicoma Formation, which consists of older volcanic deposits. The Puye Formation, a largely unconsolidated sedimentary conglomerate, underlies the tuff beneath the central and eastern portion of the plateau. The Cerros del Rio basalt flows, which originated mostly from a volcanic center east of the Rio Grande, extend into the Puye Formation beneath the Laboratory. These formations all overlie the sediments of the Santa Fe Group, which cross the Rio Grande valley and are more than 3300 ft thick.

3.4 Hydrology

3.4.1 Surface Water

The Laboratory property contains all or parts of seven primary watersheds that drain directly into the Rio Grande. Listed from north to south, the major canyons for these watersheds are Los Alamos, Sandia, Mortandad, Pajarito, Water, Ancho, and Chaquehui as shown on Figure 3. Each of these watersheds includes tributary canyons of various sizes. Los Alamos, Pajarito, and Water Canyons have their headwaters west of the Laboratory in the eastern Jemez Mountains, mostly within the Santa Fe National Forest. The remainder the primary watersheds have their headwaters on the Pajarito Plateau. Only the Ancho Canyon watershed is entirely located on Laboratory land.

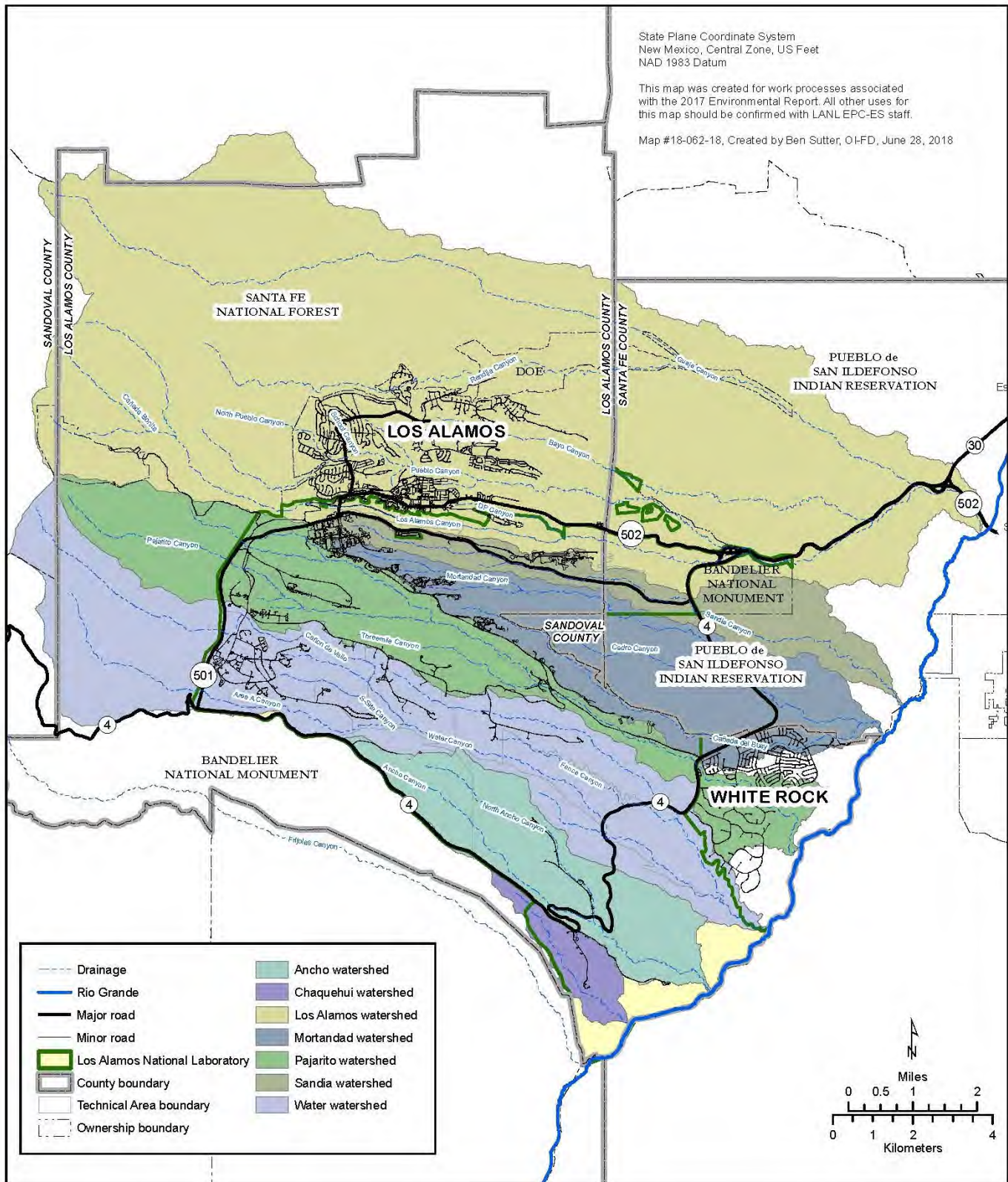


Figure 3 - Primary Watersheds at Los Alamos National Laboratory

Surface water in the Los Alamos region occurs primarily as ephemeral flow, which is associated with individual storms and lasting only a few hours to days, or intermittent flow, which is associated with events like snow melt and lasts only a few days to weeks. Springs on the edge of the Jemez Mountains that flow year-round do supply continuous water into western sections of some canyons on Laboratory property, but the amount of water is not enough to maintain surface flows to the eastern Laboratory boundary.

Except during major runoff events, the cumulative flow of wastewater discharges do not reach the Rio Grande. The intermittent runoff leaving Laboratory property is measured at gage stations located in each watershed. These flow measurements are periodically published in the Watershed Periodic Monitoring Reports or in reports for a given water year. Appendix I provides the most recent Surface Water Data report for Water Year 2014. Appendix E provides a scaled full size map showing the location of the springs/base flow associated with each watershed and the locations of the outfalls associated with this re-application document.

3.4.2 Groundwater

The Laboratory is located on top of a thick zone of mainly unsaturated rock and sediments, with the primary aquifer found 600 - 1,200 ft below the ground surface. Groundwater occurs beneath the Pajarito Plateau in three modes: (1) perched alluvial groundwater in canyon bottoms; (2) zones of intermediate-depth perched groundwater whose location is controlled by availability of recharge and by subsurface changes in permeability; and (3) the regional aquifer beneath the Pajarito Plateau as shown on Figure 4.

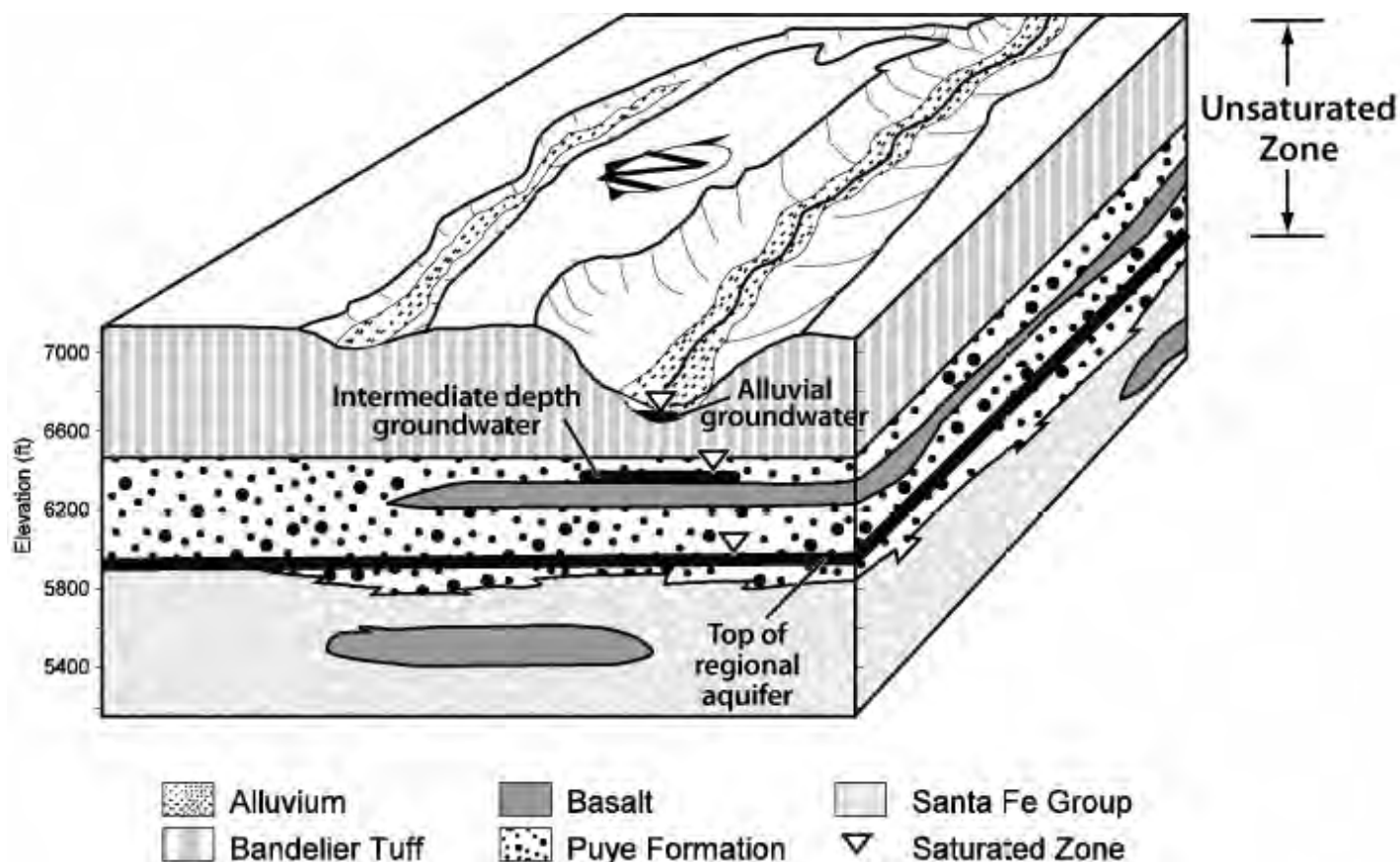


Figure 4 – Illustration of Geological and Hydrological Relationships on the Pajarito Plateau

Perched alluvial groundwater is a limited area of saturated rocks and sediments directly below canyon bottoms. Surface water percolates through the alluvium until downward flow is disrupted by less permeable layers of rock, resulting in shallow perched bodies of groundwater. Most of the canyons on the Pajarito Plateau have infrequent surface water flow and, therefore, little or no alluvial groundwater. A few canyons have saturated alluvium in their western ends supported by runoff from the Jemez Mountains. In some locations, surface water is supplemented or maintained by discharges from Laboratory outfalls. As alluvial groundwater moves down a canyon, it either evaporates, is used by plants, or percolates into underlying rock.

Perched-intermediate groundwater occurs within the lower part of the Bandelier Tuff and the underlying Puye Formation and Cerros del Rio basalt underneath some canyons (Figure 4). These intermediate-depth groundwater bodies are formed in part by water moving downward from alluvial groundwater until the water reaches a layer of relatively impermeable rock. Depths of the perched-intermediate groundwater zones vary. For example, the depth to perched-intermediate groundwater is approximately 120 ft beneath Pueblo Canyon, 450 ft beneath Sandia Canyon, and 500 to 750 ft beneath Mortandad Canyon.

The uppermost level of water in the regional aquifer (known as the water table) occurs at a depth of approximately 1,200 ft below ground surface along the western edge of the plateau and 600 ft below ground surface along the eastern edge. Studies indicate that water from the Sierra de los Valles is the main source of recharge for the regional aquifer (LANL 2005). Groundwater in the regional aquifer generally flows east or southeast. The speed of groundwater flow varies but is typically around 30 ft per year. The regional aquifer is separated from alluvial and perched-intermediate groundwater by layers of unsaturated tuff, basalt, and sediment with generally low moisture content (<10 percent). The limited extent of the alluvial and intermediate groundwater bodies, along with unsaturated rock that underlies them, restricts their contribution to recharging the regional aquifer, although locally they are important parts of the complete pathway to the regional aquifer.

The Laboratory uses groundwater for its potable water supply to laboratory facilities, sanitary facilities, and operations support facilities (cooling towers, power plant etc.). This groundwater contains various levels of natural elements that are dissolved as the water passes through the sub-surface geology. Appendix J provides the sampling results for well water as collected by the Los Alamos County Safe Drinking Water Act Sampling Program for 2017.

3.5 Soil Conditions

Most of the Laboratory facilities are located on mesa tops, where the soils are generally well-drained and thin. The parent materials are approximately 95% Bandelier Tuff, volcanic rocks of the Tschicoma and Puye Formations, and the Cerros de Rio Basalts of the Chino Mesa, and the remnants of the El Cajete pumice. The remaining 5% was formed from colluviums, alluvium, andesitic rocks of the Paliza Canyon Formation, Cerro Rubio Quartz Latites, and tuffs associated with the sediments of the Cerro Toledo Rhyolite. The textures of the these soils range from very fine sandy loams and clay loams to gravelly, sandy loams and stony, silty clay loams.

4.0 OUTFALL DESCRIPTIONS AND CLASSIFICATIONS

This 2019 NPDES Permit Application Package includes documentation for 11 industrial and sanitary outfalls as shown in Table 3 and the map provided as Appendix D. These outfalls discharge into 4 of the watersheds in the LANL region, with the amount of discharge varying from year to year. Detailed treatment descriptions and future proposed changes to NPDES permitted facilities and outfalls are found in the EPA Form 2C Applications and Fact Sheets for each outfall.

Table 3
List of Outfalls Included in the Permit Application Package

Outfall ID No.	Location	Receiving Stream ^a	Watershed
001	TA-3	Perennial Reach of Sandia Canyon, Water Quality Segment 20.6.4.126 NMAC	Sandia
13S	TA-46	Canada del Buey, Water Quality Segment 20.6.4.128 NMAC	Canada del Buey ^b
03A027	TA-3	Perennial Reach of Sandia Canyon, Water Quality Segment 20.6.4.126 NMAC	Sandia
03A048	TA-53	Ephemeral Tributary to Los Alamos Canyon, Water Quality Segment Number 20.6.4.128 NMAC	Los Alamos
03A113	TA-53	Ephemeral Reach of Sandia Canyon, Water Quality Segment 20.6.4.126 NMAC	Sandia
03A160	TA-35	Ten Site Canyon, Tributary to Mortandad Canyon, Water Quality Segment Number 20.6.4.128 NMAC	Mortandad
03A181	TA-55	Effluent Canyon, Ephemeral Reach of Mortandad Canyon, Water Quality Segment Number 20.6.4.128 NMAC	Mortandad
03A199	TA-3	Ephemeral Tributary to Upper Sandia Canyon Water Quality Segment 20.6.4.126 NMAC	Sandia
04A022	TA-3	Ephemeral Reach of Mortandad Canyon, Water Quality Segment Number 20.6.4.128 NMAC	Mortandad
051	TA-50	Effluent Canyon, Ephemeral Reach of Mortandad Canyon, Water Quality Segment Number 20.6.4.128 NMAC	Mortandad
05A055	TA-16	Ephemeral Tributary to Canon De Valle, Water Quality Segment Number 20.6.4.128 NMAC	Water/CdV

a. See Appendix M for a map showing the New Mexico Water Quality Stream Segments.

b. Treated effluent from Outfall 13S is pumped to the TA-3 Re-Use tank and discharged to Outfall 001. To date, the TA-46 SWWS Plant has never discharged into Canada del Buey. Canada del Buey is a tributary to Mortandad Canyon.

NMAC = New Mexico Administrative Code

5.0 WASTE ACCEPTANCE, CHARACTERIZATION, AND CERTIFICATION

The Laboratory's waste management requirements are consistent with the applicable DOE orders, and state and federal regulations. All waste generators at the Laboratory are required to properly identify and document the characterization of any solid, hazardous, radioactive, or mixed waste pursuant to P409, *Waste Management* and the waste acceptance criteria (WAC) provided in P409-1, LANL Waste Acceptance Criteria and PA-AP-01039, *Waste Acceptance Criteria for Transuranic Radioactive Liquid Waste*. The WAC for the wastewater treatment facilities that may discharge to an NPDES permitted outfall are based on the NPDES effluent limits, New Mexico Water Quality Standards, Resource Conservation and Recovery Act Universal Treatment Standards, and/or other federal and state requirements. The treatment processes and capacities of these facilities are also considered during the development of the WAC.

The Laboratory utilizes the waste stream profile (WSP) to provide a complete and concise description of each waste stream including the details of the generating process. The WSP process provides generators with guidance to help make the determination of the physical, chemical, and radiological characteristics of the waste with sufficient accuracy to permit proper segregation, treatment, and disposal appropriate facility WAC. A WSP is required for all waste streams to be discharged or transported to the SWWS, RLWTF, and/or the HEWTF. The WSPs are typically prepared by the generator with the assistance of a Waste Management Coordinator who then enters the information into the Waste Compliance and Tracking System (WCATS). The WCATS system automatically routes the WSP for approval by the appropriate organizations/personnel and allows for the generator to attach characterization data, acceptable knowledge data and other information necessary to properly document the waste stream.

6.0 2019 NPDES RE-APPLICATION PROJECT

The data and information used to prepare this 2019 NPDES Permit Re-Application document was prepared by a project team that consisted of representatives from DOE, Environmental Protection and Compliance Division's Compliance Program (ECP-CP) Group, Outfall owners, and Facility Operations Directors/Managers. The project team responsibilities and activities were outlined in a project Implementation Plan (Appendix K). The following sections provide a brief discussion of the work activities and the procedures and processes that were utilized by personnel to ensure that the information provided in this re-application document is complete and accurate.

6.1 Outfall Survey

The outfall survey was to accumulate records, logs, operating procedures, sampling data, compliance inspection reports, topography maps, chemical inventories, WSPs, Safety Data Sheets, Notice of Change/Plans to Change, and previous Laboratory discharge non-compliance records and reports to support completion of the Form 2C for each outfall. The outfall survey included site visits to each of the 11 outfalls and their associated treatment facilities to take photographs, provide confirmation of the sources and processes, verify the outfall location, and collect documentation.

6.2 Outfall Effluent Sampling and Analysis

The Permittees prepared a project specific Sampling and Analysis Plan (SAP) (Appendix L) to ensure that representative samples were collected, preserved, and managed in accordance with the EPA application Form 2C. All samples were collected in accordance with the project specific SAP; EPC-CP-QP-005, *Sampling at NPDES Permitted Point-Source Outfalls*; and EPC-CP-IWD-005, *IWD Part 1, NPDES Outfall Sampling*. The samples were shipped by the Sample Management Office (SMO) to a LANL approved analytical laboratory required to use EPA approved methods and follow DOE contract requirements.

All analytical data, upon receipt from the laboratory, was formally validated. After the data was validated it was forwarded to ECP-CP from the SMO and hand entered onto the Form 2C. The accuracy of the hand entered data was independently verified and the review documented, forwarded to the appropriate record series, and a hard copy sent to ECP-CP.

6.3 Document Control/Records Management

Effective document control, record keeping, and data management was conducted in accordance with ADESH-AP-007, *Document Control*; ADESH-AP-006, *Records Management*; and EPC-CP-QAPP-NPDES, *Quality Assurance Project Plan for the NPDES Industrial Point Source Permit (IPSP) Self-Monitoring Program*.

6.4 Quality Assurance

The quality assurance (QA) for the project was performed in accordance with SD330, *Los Alamos National Laboratory Quality Assurance Program*, ADESH-QAP-001, *Quality Assurance Plan*, and EPC-CP-QAPP-NPDES IPSP, *Quality Assurance Project Plan for the NPDES Industrial Point Source Permit (IPSP) Self-Monitoring Program*. Quality assurance reviews for data accuracy were conducted throughout the project to ensure that data collected from the outfall surveys, site visits, and sampling activities were reasonable and adequately documented. These QA reviews were initially be conducted by project personnel as the data was collected and/or received. Questionable or undocumented data initiated additional investigations with outfall owners/operators. To ensure accuracy, all collected or compiled data was compared and evaluated against existing data obtained from other internal and external entities.

Formal reviews were also conducted by subject matter experts, the outfall owners; and EPC-CP personnel. These included formal comment review and response to ensure that all changes were documented.

7.0 REFERENCES

ADESH-AP-006: Records Management.

ADESH-AP-007: Document Control.

ADESH-QAP-001: Quality Assurance Plan.

DOE 2008a: "Final Site-Wide Environmental Impact Statement for the Continued Operation of Los Alamos National Laboratory, Los Alamos, New Mexico," U.S. Department of Energy report DOE/EIS-0380 (May 16, 2008).

DOE 2008b: "Record of Decision: Final Site-Wide Environmental Impact Statement for the Continued Operation of Los Alamos National Laboratory in the State of New Mexico," Federal Register, Volume 73, p. 55833. Washington, D.C. (September 26, 2008).

EPC-CP-IWD-005: IWD Part 1, NPDES Outfall Sampling.

EPC-CP-QAPP-NPDES IPSP: Quality Assurance Project Plan for the NPDES Industrial Point Source Permit (IPSP) Self-Monitoring Program.

EPC-CP-QP-005: Sampling at NPDES Permitted Point-Source Outfalls.

LANL 2005: "Los Alamos National Laboratory's Hydrogeologic Studies of the Pajarito Plateau: A Synthesis of Hydrogeologic Work Plan Activities (1998–2004)," Los Alamos National Laboratory document LA-14263-MS (December 2005).

LA-UR-15-23948: NPDES Permit No. NM0028355.

NMWQCC 2013: "State of New Mexico Standards for Interstate and Intrastate Surface Waters," New Mexico Water Quality Control Commission, 20.6.4 New Mexico Administrative Code.

P409: Los Alamos National Laboratory Waste Management.

P-409-1: Los Alamos National Laboratory Waste Acceptance Criteria.

PA-AP-01039: Waste Acceptance Criteria for Transuranic Radioactive Liquid Waste.

SD330: Los Alamos National Laboratory Quality Assurance Program.